



colson[®]

CASTER CORPORATION



Colson Caster Corporation

3700 Airport Road • Jonesboro, AR 72401

Phone: 800-643-5515, Fax: 800-356-6708

E-mail: info1@colsoncaster.com

WWW.COLSONCASTER.COM

World Class Casters Backed by the Best Support Team in the Business

Canada Call
1-800-643-5515

1-800-643-3252

1-800-635-5180

1-800-643-2183

1-800-643-3509

1-800-643-2263

Where Tradition and Technology Meet Teamwork

For over 125 years, Colson has been writing the science of caster technology with you in mind. From Industry-changing innovations, to cost-cutting efficiencies, Colson continues its commitment to you—our customer.

At Colson, we believe success comes from providing expert solutions for our customers and unmatched support to our distributors. Our account management teams of regional managers, sales engineers and customer service representatives are all dedicated to ensuring you get exactly what you need, when you need it.

Our regional managers are in the field every day, actively seeking opportunities to solve material handling problems. Colson offers over 35,000 different caster models—call and put their expertise to work for you when deciding which caster best fits your particular need.

Every Colson Distributor has years of experience, a wealth of Colson product knowledge, and stands ready to recommend the exact Colson caster for your application.

If you're ready to make a purchase or have questions call us, or visit the "Where to Buy" page on our website, www.colsoncaster.com.

www.ColsonCaster.com

Phone: 1-800-643-5515 • Fax: 1-800-356-6708 or 1-800-230-2529

Table of Contents:

| Description..... | Page |
|----------------------------------|------|
| The Colson Difference | 2 |
| Contents/Warranty | 3 |
| Colson History | 4 |
| About www.ColsonCaster.com | 5 |
| Engineering Capabilities | 6-7 |

How to Select the Right Caster for Your Application

| | |
|--|---|
| How to Select/Caster Terms | 8 |
| Model Numbering System/Important Notes | 9 |

Caster Options • Brakes, Bearings and Other

| | |
|-------------------------------------|-------|
| Wheel Selection Guide | 10-11 |
| Wheels | 12-13 |
| Caster Brakes | 14-19 |
| Swivel Locks | 19 |
| Dirtban/DustCap/Thread Guards | 20 |
| Wheel Bearings | 21 |

1 Series Casters • Capacities up to 145 lbs each

| | |
|----------------------------------|-------|
| 1 Series Stem Casters | 22-28 |
| 1 Series Top Plate Casters | 29-31 |

L Series Top Plate Casters • Capacities up to 150 lbs each

| | |
|-------|-------|
| | 32-33 |
|-------|-------|

2 Series Casters • Capacities up to 325 lbs each

| | |
|--|-------|
| 2 Series Stem Casters | 34-45 |
| 2 Series Top Plate Casters | 46-47 |
| 2 Series Stainless Steel Casters | 48 |
| 2 Series LoPro Casters | 49 |

G Series Top Plate Casters • Capacities up to 350 lbs each

| | |
|-------|-------|
| | 50-51 |
|-------|-------|

3 Series Casters • Capacities up to 800 lbs each

| | |
|----------------------------------|-------|
| 3 Series Stem Casters | 52-53 |
| 3 Series Top Plate Casters | 54-55 |

4 Series Casters • Capacities up to 1400 lbs each

| | |
|--|-------|
| 4 Series Top Plate Casters | 56-59 |
| 4 Series Stainless Steel Casters | 60-61 |
| 4 Series Enforcer Casters | 62-63 |

6 Series Casters • Capacities up to 1500 lbs each

| | |
|----------------------------------|-------|
| 6 Series Top Plate Casters | 64-65 |
| 6 Series Enforcer Casters | 66-67 |

7 Series Casters • Capacities up to 6000 lbs each

| | |
|---------------------------------|-------|
| 7 Series Enforcer Casters | 68-69 |
|---------------------------------|-------|

8 Series Casters • Capacities up to 6000 lbs each

| | |
|---------------------------------|-------|
| 8 Series Enforcer Casters | 70-71 |
|---------------------------------|-------|

Specialty Casters

| | |
|--|-------|
| Casters for Special Applications | 72 |
| Business Machine Casters | 73 |
| 2 Series Convertible Hand Truck Casters | 74 |
| 2 Series Stainless Steel Precision Casters | 75 |
| KickStop Casters | 76 |
| Contour Solus Casters | 77 |
| Evolution Casters | 78-79 |

Wheel Selection

| | |
|---|---------|
| Performa Wheels | 80-85 |
| Performa Conductive Wheels | 86-87 |
| Performa Hand Truck Wheels | 88 |
| Trans-forma/Trans-forma LT Wheels | 89 |
| Trans-forma HD/Cushion & Hard Rubber/ | |
| Rubber HI-TECH Wheels | 90 |
| Moldon Rubber Cast Iron Core Wheels | 91 |
| Moldon Nylon Aluminum Core Wheels | 92 |
| Triumph Wheels | 93 |
| Moldon Polyurethane HI-TECH Wheels | 94-95 |
| Moldon Polyurethane Aluminum Core Wheels | 96 |
| Moldon Polyurethane Cast Iron Core Wheels | 97 |
| Endura Solid Elastomer Wheels | 98 |
| Maxim Wheels | 99 |
| Polyolefin Wheels | 100-101 |
| TPE HI-TEMP/ThermoTech Wheels | 102 |
| Thermo Wheels | 103 |
| Phenolic Wheels | 104-105 |
| Cast Iron Wheels | 106-107 |
| Forged Steel Wheels | 108 |
| V-Groove Wheels | 109 |

Parts and Accessories

| | |
|-------------------------|---------|
| Floor Locks | 110 |
| Bumpers | 111 |
| Replacement Parts | 112-113 |
| Thread Guards | 114 |
| Mounting Options | 115-116 |
| Conversion Table | 117 |

Industry-Leading Colson Warranty:

Each Colson branded product is warranted against defects in material and workmanship for **three years** from the date of original purchase, unless it has been misused, abused, modified or improperly installed. Any product that is claimed to be defective that is returned to Colson with its approval will be repaired or replaced free of charge (excluding

freight and installation). This warranty is exclusive and there are no other warranties, express or implied, such as an implied warranty of merchantability or fitness for particular purpose. This remedy is the sole remedy in contract, tort or otherwise, and Colson is not liable for incidental, consequential or special damages.

Associations / Memberships:

Colson Caster Corporation proudly displays these organizations and associations to express our commitment to continuously improving our products and processes.



A COLSON ASSOCIATE




More than 90% of Colson 1-4 Series casters shown in this catalog have been listed by NSF International. Annual authorization to display the NSF seal on equipment is granted only when, following laboratory and plant evaluation, the equipment is found to be

in compliance with the adopted NSF standards. NSF option cannot be specified with thread guards, cast iron wheels, forged steel and V-Groove wheels. To order specify "FSI".

Colson Caster Corporation proudly displays the logos of these organizations and associations to express our commitment to continuously improving our products and processes.

HISTORY of Colson Caster Corporation



In 1885 George Worthington, William Fay, and Fred Colson formed "The Worthington Company" in Elyria, Ohio. They made tricycles, invalid chairs, and wheel chairs. By 1917 the company trans-formed into "The Colson Company" and expanded their product line to include hospital wheeled equipment & industrial material handling equipment. The next thirty years were marked by The Great Depression and World War II. Like many companies, The Colson Company manufactured war materials during WWII in support of the cause.

1885

"The Worthington Company" of Ohio makes tricycles and wheel chairs.

1917

"The Colson Company" forms through a merger, and the product line expands to include new designs of bicycles, scooters and children's tricycles.

1950

Colson produces the 2.75 "Mighty Mouse" rocket, which is so important in the outcome of the Korean War.

1953

Robert and Jay Pritzker acquire The Colson Company.

1957

Colson moves all manufacturing and management offices to Jonesboro, Arkansas and executive offices were established in Chicago, IL.

1964

The Colson Company combines with the Marmon-Herrington Company, to form The Marmon Group.

1974

The Colson Company divisionalizes into: Caster and Equipment.

1980

Innovative line of Hi-Tech polyurethane caster wheels introduced.

1985

Colson Caster Corporation celebrates its 100th anniversary.

1993

Colson HI-TECH Performa wheels introduced, and become highly successful.

2002

Parent Company, Colson Associates, separates from The Marmon Group.

2005

Encore brand of casters and wheels introduced as a low-cost, import alternative.

2006

Colson engineers release the industry's first soft tread, high temperature wheel, ThermoTECH.

2007




Colson celebrates 50 years in Jonesboro as the industry's first 3D online interactive product catalog is launched.

2010

Colson celebrates its 125th anniversary.

2011

Robert Pritzker passes away, but his legacy continues on through the Colson Associates group of companies.



MAKES IT EASY FOR
Women Workers
TO HANDLE HEAVY BARRELS AND DRUMS



IMAGINE a woman handling a 55 gallon drum. It's done so easily as pushing a vacuum cleaner. It's done with the Colson Drum Handling truck - the easy, safe way of handling barrels and drums of any size.

★ BUY U. S. WAR BONDS ★



THE COLSON CORPORATION
ELYRIA, OHIO
CASTERS • INDUSTRIAL TRUCKS AND PLATFORMS • HI-TECH SYSTEMS • SPECIAL CHILDREN'S VEHICLES
WHEEL CHAIRS • WHEEL STRETCHERS • HANDBUCKETS • TRAY TRUCKS • TOTE TRUCKS • DELIVERY TRUCKS

In 1953, Chicago based Jay & Robert Pritzker bought Colson and in 1957 moved the manufacturing and management offices to Jonesboro, Arkansas. In 1964 Colson combined with The Marmon/Herrington Company, to form The Marmon Group, which is an international association of autonomous manufacturing and service companies.

The next few decades marked worldwide growth of manufacturing facilities, market share and capabilities for Colson Caster Corporation. In January of 2002, Robert Pritzker stepped down as CEO of The Marmon Group and created Colson Associates in order to focus his efforts specifically on the Colson businesses (mostly casters and hardware companies—the Colson Group) and on several medical device companies. Today, Colson Associates is the largest manufacturer of caster and wheel products in the world. Sadly, Mr. Pritzker passed away in 2011. His legacy lives on, guiding Colson Caster to success.

As a successful company of history, it is fitting for us to always look to the future. Colson brings a vision steeped in a thriving legacy to our customers, clients, and partners. It is an unparalleled legacy of product, service, and corporate responsibility. It is the legacy of a manufacturing company and its people.

3D Models Available at www.colsoncaster.com!

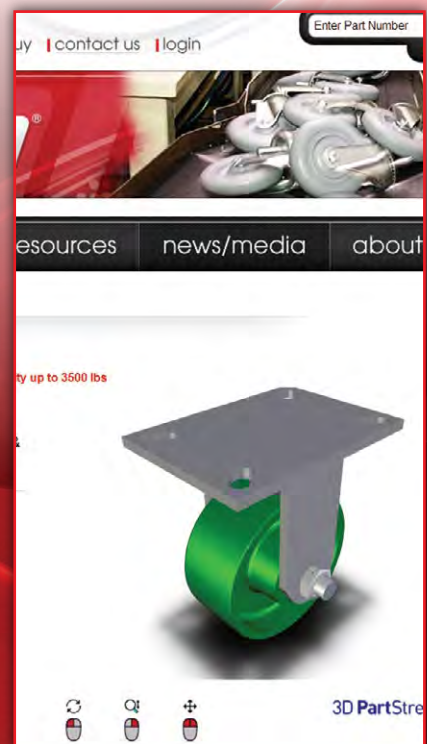
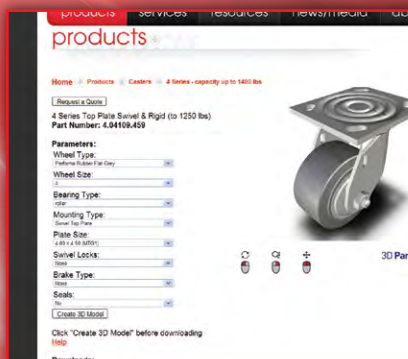
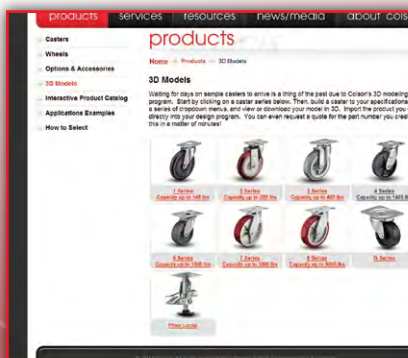

In this fast-paced manufacturing environment, we know you need a quick and effective way to incorporate Colson product information into your own custom designs. That's why we have 3D models of Colson Series 1 – 8 products available online.

Don't lose time searching for products that don't fit your application. Just click the "build 3D model" icon from our website's homepage to start building a caster to meet your specifications by using the drop down menus. Our 3D models are even available for download in various file formats for today's latest engineering design programs. A simple click allows you to import the downloaded model directly into your own system.

As always, should a design require additional specs, Colson's product engineers will create a custom solution for you—not to mention a 3D model!



Colson's Home Page
www.colsoncaster.com




Ergonomic
Tester



Environmental
Chamber



Brake
Endurance
Tester




Dream It. Design It. Test It. Own it.

Whether you need to develop a new caster concept or modify an existing one, Colson has the engineering experience and technology to bring your concept from a working design, to tested sample, to finished product.


To assure our products are of the highest quality, we test to the Institute of Caster and Wheel Manufacturers ICWM/ANSI, NSF and applicable portions of Federal Specifications. In addition, Colson continually evaluates all production results and processes to ensure our clients always receive the highest quality goods.

Colson is proud to be one of the few U.S. caster companies that maintains the capability to fulfill all aspects of caster manufacturing in-country and in-house. For flexible and rapid reaction to all levels of order volume, Colson's Jonesboro, Arkansas facility has the machinery and manpower to bring standard, and custom caster and wheel products, to life. From coiled steel, stamping, heat treat, welding and plating, to assembly, quality assurance, testing, manufacture, and shipping, Colson does it all—for you!

3D
Printer



Drum
Tester



Turntable
Tester



Compression
Tester



Spy
Camera

Impact
Tester

Engineering

Testing Capabilities

- New! Proprietary Ergonomic Tester, recently engineered by Colson staff, accurately measures ergonomic values such as start up and sustained forces, along with forces to initiate swiveling.
- Static and Dynamic Testing for a complete range of casters and loads from 100 lbs to 3000 lbs per caster at speeds from 1.5 mph to 20 mph.
- Impact Test from 100 in-lbs to over 30,000 in-lbs.
- Environmental chamber creates a temperature range from -80F to +350F.
- Spy Cameras! Colson customers have the opportunity to view video of testing procedures performed on products.
- And, exclusively from Colson - the 3D printer - a standalone system that builds fully functioning 3D models from CAD files with thin layers of liquefied ABS plastic using a computer controlled extruder head.

Product
Design



Colson has more than 125 years spent creating quality and reliable products. We take pride in a fully degreed engineering staff that shares more than 80 years of experience. And, having the most extensive Engineering Test Lab in the caster industry, allows us to continue offering the industry's leading 3-year warranty for all of our Colson branded products.

Scan here for links to video of
Colson testing equipment in action!



Colson®

There is no simple formula or rule that can be followed in selecting the proper casters. Many varying and individual factors must be balanced to make the selection that will do the best job for you. The following are several of the more important considerations.

Load Weight. The heavier the load, the larger the wheel required for the caster. The weight of the load also influences the mobility of the wheel. Roller or ball bearings are recommended for loads over 400 pounds. Weight capacities are shown for each caster in this catalog.

Floor Conditions. Make sure the wheel you select is large enough to pass over cracks in the floor, tracks, moldings and other obstructions. For floor protection on linoleum, tile, carpet, etc., use polyurethane or Performa rubber wheels.

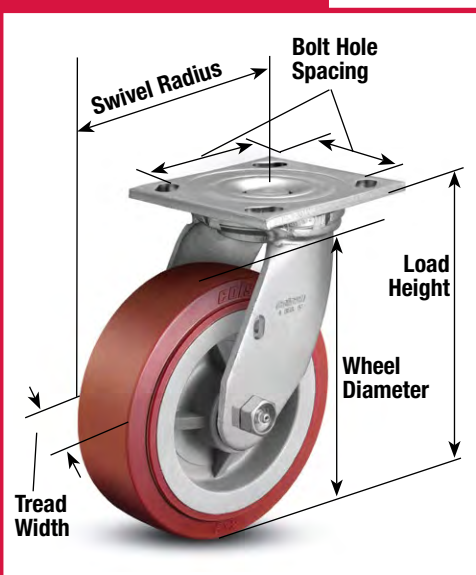
Unusual Conditions. Each wheel material has certain characteristics which will give the best results where unusual conditions exist. For example, where acids, oils, chemicals and other conditions harmful to rubber are present, Colson polyurethane, polyolefin, Maxim, phenolic or steel wheels are recommended. Check conditions, then select the caster and wheel.

Rolling Ease. The larger the wheel diameter, the easier it rolls. Roller bearings carry heavier loads. Ball bearings roll easier but carry lesser loads. When possible, use the largest ball bearing wheel for best results.

Extreme Climates. Room temperatures are no problem for most casters. But extreme cold or heat can be a problem. Colson helps solve this problem with "Colson 45"—the green lube which assures caster rolling ease from 45°F below zero to 260°F above. It's standard on most Colson casters. (**Note:** Some wheel types should not be used in extreme temperature ranges. Consult factory).

Your Local Distributor. Colson casters are available from stocking distributors across the U.S., Canada, & Mexico. Each is a caster specialist who can help you select the proper caster to suit your needs. Visit our website (www.colsoncaster.com), or contact us for details at 1-800-643-5515.

Caster Terms



Wheel Terms




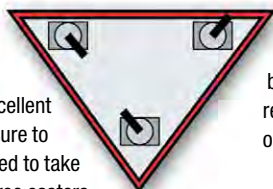
Photo above shows typical wheel. Bearings, bushings, etc. may vary with different wheel types.

Caster Combinations for Trucks

In building, repairing and refurbishing mobile equipment, various effective caster combinations may be used. Several types of mountings are illustrated below.

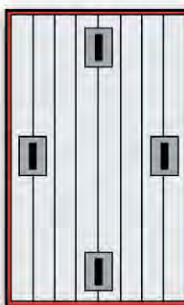
Three Swivel.

For barrel dollies and small portable machines. Affords excellent maneuverability. Be sure to select casters designed to take the weight load on three casters rather than the usual four.

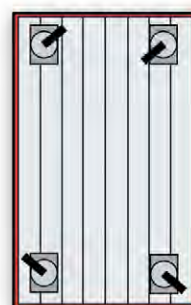


Tilt Mounting. A tilt mounting is the most economical, but should be limited to lighter loads. The tilt is best when the load wheels are 1/8" taller than the balance wheels. Not recommended for use on ramps.

The tilt is best when the load wheels are 1/8" taller than the balance wheels. Not recommended for use on ramps.

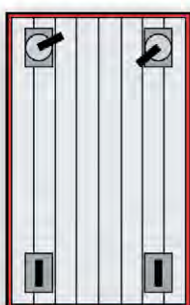


Four Swivel. Where a side motion is frequently needed, the four swivel arrangement is excellent. If the casters are equipped with swivel locks, this mounting is also practical for long straight travel as well as use on ramps. A most versatile arrangement.



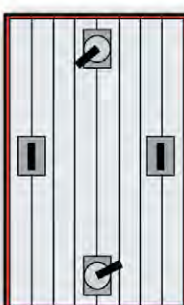
Two Rigid, Two Swivel.

Most practical and inexpensive arrangement for straight and/or long distances. Can be used for heavy or medium loads, depending upon the weight capacity of the casters selected.



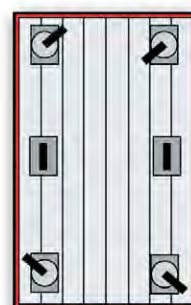
Diamond Mounting.

Two rigid and two swivel casters, but the diamond shaped mounting greatly increases maneuverability. This mounting is not recommended for ramps.



Four Swivel, Two Rigid.

This is a level mounting design for heavy loads and long trucks. The two rigid casters help to distribute and reduce the load on the swivel units and thereby maintain good maneuverability and easy steering.



Model Number System

Caster Model Number

PREFIX

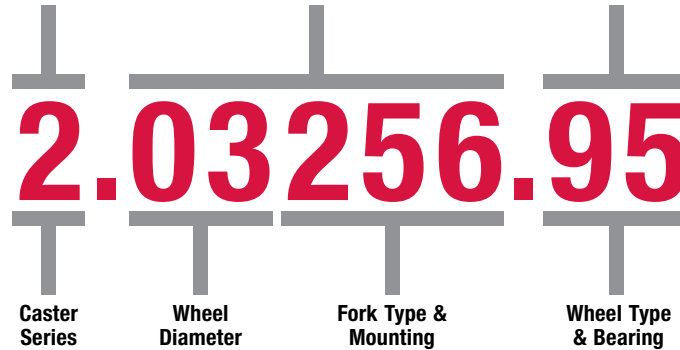
The prefix number shows the caster Series: 1 thru 8 Series with capacities ranging from 60 lbs to 6,000 lbs each.

BODY

The body number shows the wheel diameter and type of fork mounting (swivel, rigid, stem).

SUFFIX

The suffix number shows the type of wheel material and bearing.



The above caster model number is a 2 Series caster with swivel top plate fork and polyurethane tread wheel (HI-TECH).

Note: The replacement fork model number is the same as above except the wheel suffix is not included (For example 2.03256).

Wheel Model Number

PREFIX


The prefix number shows the wheel Series: 1 thru 8 Series ranging from 60 lbs up to 6,000 lbs each.

BODY

The body number shows the wheel diameter.

SUFFIX

The suffix number shows the type of wheel material and bearing, and when applicable, the wheel tread width.



The above caster wheel model number is a 2 Series wheel with a diameter of 3¹/₂", made with polyurethane tread and ball bearing.

Note: The diameter code is usually, but not always the diameter of the wheel (for example, the diameter code 3 could denote 3", 3¹/₄" and 3¹/₂" wheels). Please check wheel chart for actual diameter of wheel.

IMPORTANT NOTICE • CAPACITY RATINGS

Caster and wheel capacities shown in this catalog are based on normal operating conditions as defined by the Institute of Caster and Wheel Manufacturers (ICWM). Normal operating conditions, as defined by the ICWM, consist of manual operations on a relatively smooth surface (such as concrete) with normal minor obstacles. All bearings must be properly lubricated. Conditions of excessive temperature and/or dirt will reduce ratings. **Do not exceed the capacity ratings published in this catalog.**

CUSTOMER RESPONSIBILITIES

1. If caster stem is to be screwed into customer equipment, the customer must add a washer to the stem that will cover the incomplete threads and support the upper race.
2. The stem shoulder must fit tightly against the customer equipment.
3. It is the customer's responsibility to mount the caster in a workmanlike manner so there will be no risk to operator safety.
4. It is customer's responsibility to determine the fitness of the caster for its application.

Wheel Selection Guide

| WHEEL TYPE | CAPACITY (LBS EACH) | TEMPERATURE RANGE* (FAHRENHEIT) | CARPET | BRICK | CONCRETE | LINOLEUM | ASPHALT | TERRAZZO | WOOD | SMOOTH STEEL | RIBBED STEEL | TILE |
|-----------------------|------------------------|---------------------------------------|--------|-------|----------|----------|---------|----------|------|--------------|--------------|------|
| Performa Rubber® | 60 → 1700 | -45° to +180° ¹ | ✓ | ✓ | ✓ | ✓ | ✓ | ✓ | ✓ | ✓ | ✓ | ✓ |
| Trans-forma® | 400 → 600 | -45° to +180° ¹ | ✓ | ✓ | ✓ | ✓ | ✓ | ✓ | ✓ | ✓ | ✓ | ✓ |
| Trans-forma® LT | 400 → 500 | -45° to +180° ¹ | ✓ | ✓ | ✓ | ✓ | ✓ | ✓ | ✓ | ✓ | ✓ | ✓ |
| Trans-forma® HD | 600 → 900 | -45° to +180° ¹ | ✓ | ✓ | ✓ | ✓ | ✓ | ✓ | ✓ | ✓ | ✓ | ✓ |
| Moldon Rubber | 400 → 1140 | -45° to +160° | ✓ | ✓ | ✓ | ✓ | ✓ | ✓ | ✓ | ✓ | ✓ | ✓ |
| Moldon Nylon | 1000 → 1500 | -45° to +180° | ✓ | ✓ | ✓ | | | | ✓ | ✓ | | |
| Triumph® | 900 → 1200 | -40° to +180° | ✓ | ✓ | ✓ | ✓ | ✓ | ✓ | ✓ | ✓ | ✓ | ✓ |
| Polyurethane HI-TECH® | 100 → 1700 | -45° to +180° | ✓ | ✓ | ✓ | ✓ | ✓ | ✓ | ✓ | ✓ | ✓ | ✓ |
| Moldon Polyurethane | 700 → 3500 | -45° to +180° | ✓ | ✓ | ✓ | ✓ | ✓ | ✓ | ✓ | ✓ | ✓ | ✓ |
| Endura® | 1000 → 1200 | -45° to +230° | ✓ | ✓ | ✓ | ✓ | ✓ | ✓ | ✓ | ✓ | ✓ | ✓ |
| Maxim® | 600 → 1400 | -45° to +180° | ✓ | ✓ | ✓ | ✓ | ✓ | ✓ | ✓ | ✓ | ✓ | ✓ |
| Polyolefin | 75 → 900 | -45° to +180° | ✓ | ✓ | ✓ | | | | ✓ | ✓ | | |
| ThermoTECH® | 250 | -45° to +525° ² | ✓ | ✓ | ✓ | ✓ | ✓ | ✓ | ✓ | ✓ | ✓ | ✓ |
| Thermo® | 300 → 1100 | -70° to +525° ³ | ✓ | ✓ | ✓ | | | | ✓ | ✓ | | |
| Phenolic | 300 → 3500 | -45° to +180° | ✓ | ✓ | ✓ | | | ✓ | ✓ | | | |
| Cast Iron | 200 → 3000 | -45° to +180° | | | ✓ | | | | ✓ | | | |
| Forged Steel | 1400 → 4500 | -45° to +180° | | | ✓ | | | | ✓ | | | |
| V-Groove | 800 → 6000 | -45° to +500° | | | ✓ | | | | ✓ | | | |

¹ 180° intermittent service; 120° continuous service² 525° intermittent service; 490° continuous service³ 525° intermittent service; 480° continuous service

*See Wheel Section (pages 80-109) for information regarding higher operating temperature ranges.

Performa Chemical Chart

| Substance | Rating | Substance | Rating | Substance | Rating | Substance | Rating |
|--------------------------------|--------|-------------------------------|--------|-------------------|--------|------------------------|--------|
| Organics & Solvents | | Methyl ethyl ketone | F | Acetic, 75% | G | Alkalies | |
| Acetone | G | Oakite (floor cleaner) | E | Acetic, glacial | G | Tartaric | F |
| Alcohol, butyl | G | Orangeve | X | Boric | G | Ammonium hydroxide | G |
| Alcohol, ethyl | G | Naptha | F | Butyric | G | | |
| Alcohol, methyl | G | Nitrobenzene | X | Chromic | F | Calcium hydroxide | G |
| Aniline | G | Phenol | X | Citric | G | Potassium hydroxide | G |
| Benzene | X | Toluene | X | Fluoboric | G | Sodium hydroxide | G |
| Bravo (wax stripper diluted) | E | Trichloroethylene | X | Hydrobromic, 25% | G | | |
| Carbon disulfide | X | Varsol | X | Hydrochloric, 10% | G | Acids | |
| Carbon tetrachloride | X | Vestalene (detergent diluted) | E | Hydrofluoric | F | Acid salts | G-F |
| Chlorobenzene | X | Urine | E | Lactic | F | | |
| Chloroform | X | | | Nitric, 5% | G | Alkaline salts | G |
| Colson 45 lubricant | G | Gases | | Nitric, 65% | X | Neutral salts | G |
| Enclean SS-2 (parts cleaner) | X | Carbon dioxide | G | Oleic | G | Miscellaneous salts: | |
| Ethyl acetate | F | Carbon monoxide | G | Oleum | X | Potassium dichromate | G |
| Ethylene chloride | G | Chlorine, wet | F | Oxalic | G | Potassium permanganate | G |
| Ethylene dichloride | F | Chlorine, dry | F | Phosphoric, 25% | G | Salt water | G |
| Ethyl ether | G | Hydrogen sulfide | G | Phosphoric, 85% | G | Sodium cyanide | G |
| Formaldehyde, 37% | G | Sulfur dioxide, wet | F | Sulfuric, 10% | F | Sodium ferricyanide | G |
| Gasoline | X | Sulfur dioxide, dry | F | Sulfuric, 78% | F | Sodium hypochlorite | G |
| Heptane | X | Acids | | Tannic | G | | |
| Methylene chloride | X | Acetic, 10-50% | G | | | | |

E=Excellent G=Good F=Fair X=Unacceptable

IMPORTANT NOTICE • CHEMICAL RESISTANCE CHART GUIDELINES

This chart lists an extensive range of chemicals, solvents and gases. Examine the listings in this chart to determine if your application is considered compatible with Performa wheels. Ratings are at 72°F. Concentrations of aqueous solutions

are saturated except where noted. Information in this chart is based on laboratory tests and results may vary in actual caster applications. Field testing is recommended to confirm compatibility with your particular application. For information on the compatibility of other fluids and chemicals, please contact the factory.

OPERATING CONDITIONS

Wheel Selection Guide

| | WATER | STEAM | MILD CHEMICALS*** | OIL & GREASE | METAL CHIPS | HIGH HEAT (+250°F) | EXTREME COLD (-45°F) | ANIMAL FATS | NOISE REDUCTION | FLOOR PROTECTION | CUSHION LOAD | DURO-METER RATINGS | CATALOG PAGE NUMBER | WHEEL TYPE |
|-----|-------|-------|-------------------|--------------|-------------|--------------------|----------------------|-------------|-----------------|------------------|--------------|----------------------------|---------------------|-----------------------|
| ✓ | ✓ | ✓ | ✓ | ✓ | ✓ | ✓ | ✓ | ✓ | ✓ | ✓ | ✓ | 65(±5)A | 80-85 | Performa® Rubber |
| ✓ | ✓ | ✓ | ✓ | ✓ | ✓ | ✓ | ✓ | ✓ | ✓ | ✓ | ✓ | 65(±5)A | 89 | Trans-forma® |
| ✓ | ✓ | ✓ | ✓ | ✓ | ✓ | ✓ | ✓ | ✓ | ✓ | ✓ | ✓ | 80(±5)A | 89 | Trans-forma® LT |
| ✓ | ✓ | ✓ | ✓ | ✓ | ✓ | ✓ | ✓ | ✓ | ✓ | ✓ | ✓ | 40(±5)D | 90 | Trans-forma® HD |
| ✓ | ✓ | ✓ | ✓ | ✓ | ✓ | ✓ | ✓ | ✓ | ✓ | ✓ | ✓ | 70(±5)A | 91 | Moldon Rubber |
| ✓ | ✓ | ✓ | ✓ | ✓ | ✓ | ✓ | ✓ | ✓ | ✓ | ✓ | ✓ | 70(±5)D | 92 | Moldon Nylon |
| ✓** | ✓ | ✓ | ✓ | ✓ | ✓ | ✓ | ✓ | ✓ | ✓ | ✓ | ✓ | 75 to 95(±5)A ¹ | 93 | Triumph® |
| ✓** | ✓ | ✓ | ✓ | ✓ | ✓ | ✓ | ✓ | ✓ | ✓ | ✓ | ✓ | 55(±5)D | 94-95 | Polyurethane HI-TECH® |
| ✓** | ✓ | ✓ | ✓ | ✓ | ✓ | ✓ | ✓ | ✓ | ✓ | ✓ | ✓ | 45(±5)D | 96-97 | Moldon Polyurethane |
| ✓ | ✓ | ✓ | ✓ | ✓ | ✓ | ✓ | ✓ | ✓ | ✓ | ✓ | ✓ | 63(±5)D | 98 | Endura® |
| ✓ | ✓ | ✓ | ✓ | ✓ | ✓ | ✓ | ✓ | ✓ | ✓ | ✓ | ✓ | 85(±5)D | 99 | Maxim® |
| ✓ | ✓ | ✓ | ✓ | ✓ | ✓ | ✓ | ✓ | ✓ | ✓ | ✓ | ✓ | 70(±5)D | 100-101 | Polyolefin |
| ✓ | ✓ | ✓ | ✓ | ✓ | ✓ | ✓ | ✓ | ✓ | ✓ | ✓ | ✓ | 75(±5)A | 102 | ThermoTECH® |
| ✓ | ✓ | ✓ | ✓ | ✓ | ✓ | ✓ | ✓ | ✓ | ✓ | ✓ | ✓ | 85(±5)D | 103 | Thermo® |
| | | ✓ | ✓ | ✓ | ✓ | ✓ | ✓ | ✓ | ✓ | ✓ | ✓ | 90(±5)D | 104-105 | Phenolic |
| | | ✓ | ✓ | ✓ | ✓ | ✓ | ✓ | ✓ | ✓ | ✓ | ✓ | — | 106-107 | Cast Iron |
| | | ✓ | ✓ | ✓ | ✓ | ✓ | ✓ | ✓ | ✓ | ✓ | ✓ | — | 108 | Forged Steel |
| | | ✓ | ✓ | ✓ | ✓ | ✓ | ✓ | ✓ | ✓ | ✓ | ✓ | — | 109 | V-Groove |

Intermittent contact at room temperature only. *Consult factory for harsh chemicals.

¹Red crowned tread: 75 (±5) Shore A, Brown crowned tread 90 (±5) Shore A, Red round tread: 89 (±5) Shore A, Blue round tread 95 (±5) Shore A.

The above chart is designed to provide the user with a general comparison of Colson wheel types under a variety of floor surfaces and operating conditions. For specific applications or unusual conditions, please consult factory.

Wheel Hardness Chart

| DUROMETER SCALES | RUBBER | | | | POLYURETHANE | | | PLASTIC | | |
|------------------|-------------|----|----|----|--------------|----|----|----------------|----|----|
| | RUBBER BAND | | | | RUBBER SOLE | | | TEXTBOOK COVER | | |
| | INNER TUBE | | | | AUTO TIRE | | | | | |
| SHORE A SCALE | 20 | 30 | 40 | 50 | 60 | 70 | 80 | 90 | 65 | 75 |
| SHORE D SCALE | | | | | | | 35 | 45 | 55 | 65 |

Performa® Rubber Flat Tread



For 1-8 Series Casters

Grey or black non-marking thermoplastic elastomer tread bonded to polyolefin core. Polyolefin core is ribbed for added strength on 3-7 Series Wheels (see pages 80-84).

Performa® Rubber Round Tread



For 2-6 Series Casters

Grey non-marking thermoplastic elastomer tread bonded to polyolefin core. Polyolefin core is ribbed for added strength on 5 Series Wheels (see pages 82, 85).

Performa® Rubber Conductive



For 2-6 Series Casters

Grey non-marking conductive thermoplastic elastomer tread bonded to polyolefin core. Polyolefin core is ribbed for added strength on 3-5 Series Wheels (Consult factory) (See pages 86-87).

Performa® Rubber Handtruck



4-5 Series Wheels (Not used in casters)

New models with precision bearing! Round or flat, black or grey non-marking thermoplastic elastomer tread bonded to ribbed polyolefin core (See page 88).

Moldon Rubber Cast Iron Core



For 4-8 Series Casters

Cushion rubber tread bonded to cast iron core (See page 91).

Trans-forma® Rubber



For 4 & 6 Series Casters

Thermoplastic elastomer tread chemically bonded to polyolefin core. Available in flat or round. Constructed of recycled materials (See pages 89-90).

Triumph®



For 4 & 6 Series Casters

Polyurethane tread mechanically and chemically bonded to light weight aluminum core. Round or crown tread with durometer and color options (See page 93).

Phenolic



For 2-8 Series Casters

Molded macerated fabric filled with phenolic resin plastic (See pages 104-105).

Light Duty Rubber



For 1 & 2 Series Casters

(From Left to Right) 2 Series Rubber HI-Tech bonded to polyolefin core; 1 Series Hard or Soft Rubber (See page 90).



Polyurethane HI-TECH®



For 1-8 Series Casters

Red polyurethane tread mechanically locked to polyolefin core. Polyolefin core is ribbed for added strength on 3-7 Series Wheels (See pages 94-95).

Moldon Polyurethane Cast Iron Core



For 6 & 7 Series Casters

Polyurethane tread bonded to cast iron core (See page 97).

Moldon Polyurethane Aluminum Core



For 4 & 6 Series Casters

Polyurethane tread bonded to aluminum core (See page 96).

Moldon Nylon Aluminum Core



For 4 & 6 Series Casters

Nylon tread bonded to aluminum core (See page 92).

Endura Solid® Elastomer



For 4 & 6 Series Casters

Special solid elastomer material allows easier rolling under heavy loads (See page 98).

Maxim®



For 3-6 Series Casters

Exclusive ultra tough thermo-plastic resists hard impacts and drop-shocks (See page 99).

Polyolefin



For 1-6 Series Casters

Durable polyolefin wheels. Polyolefin core is ribbed for added strength on 3-5 Series Wheels (See pages 100-101).

Thermo®



For 2, 4 & 6 Series Casters

Handles extreme temperatures even under heavy loads (See page 103).

ThermoTech®



For 2 Series Casters

Quiet rolling, non-marking, floor protection and handles the heat! (See page 102).

Cast Iron



For 2-8 Series Casters

Strong, high grade cast iron steel (See pages 106-107).

Forged Steel



For 4-8 Series Casters

Dropped forged, heavy-duty steel wheels (See page 108).

V-Groove



For 4-7 Series Casters

Cast iron wheels V-grooved for use on inverted angle iron track (See page 109).



1 Series Side Lock Brake

Capacity up to 145 lbs each

The ends of the brake spring are crimped so they grab the wheel at four contact points, which provides extra holding power on a variety of wheel surfaces. This side locking brake is easily operated with foot action and available on

3", 4", and 5" caster models. 1 Series brakes cannot be used with thread guards. To order this brake with a caster specify "**BRK 3**" (see pages 22-31). To field install this brake, see kit numbers.

| Wheel Dia. | Kit Number | Swivel Radius |
|----------------------------------|------------|---------------|
| (75 lbs Capacity Models) | | |
| 3" | 11.3000 | 2 11/16" |
| (145 lbs Capacity Models) | | |
| 3" | 11.3200 | 3" |
| 4" | 11.4200 | 3 9/16" |
| 5" | 11.5200 | 4 1/16" |



L Series Side Lock Brake

Capacity up to 150 lbs each

This brake design grabs the wheel to provide strong holding power on both L Series TPR and Polyolefin wheels. It is Available on LTS and LGR casters for 2" models only and is easily operated with foot action. The swivel radius of the caster is 1-13/16" including the

brake. **The L Series side locking brake is not field installable.** To order this brake with a caster, add "**001**" to the end of the part number (Example: LGR0251242**001**). See pages 32-33.



L Series Top Lock Brake

Capacity up to 150 lbs each

The L Series Top Lock brake provides reliable braking action under a variety of operating conditions. This brake is available on 3", 4", and 5" models for all L Series products—LTP (Swivel Only), LGS and LGR casters. Foot

action easily operates the brake. **L Series Top Lock brakes are not field installable.** To order the brake with a caster, add "**001**" to the end of the part number (Example: LGR3351242**001**). See pages 32-33.



2 Series Total Lock® Brake

Capacity up to 325 lbs each

Colson's Total Lock brake locks the wheel and swivel simultaneously. The brake design features durable metal construction with a thermoplastic pedal and provides virtually maintenance free operation.

The brake is easily operated with foot action. It works on 3 1/2", 4" and 5" 2 Series models. To order this brake with a caster, specify "**BRK5**" (see pages 34-47). To field install the brake, see kit numbers.

| Wheel Dia. | Kit Number | Swivel Radius |
|------------|------------|---------------|
| 3 1/2" | 52023.03 | 4 9/16" |
| 4" | 52023.04 | 4 5/8" |
| 5" | 52023.05 | 4 11/16" |



2 Series Top Lock Brake

Capacity up to 325 lbs each

Colson Top Lock brakes provide positive braking action on all types of wheels. A special cam activated brake mechanism locks firmly and is easy to engage

and disengage. To order the brake with a caster, specify "BRK1" (see pages 34-47). To field install the brake, see kit numbers.

| Wheel Dia. | Kit Number | Swivel Radius |
|------------|------------|---------------|
| 2 1/2" | 52023.62 | 3 13/16" |
| 3" | 52020.96 | 3 5/8" |
| 3 1/2" | 52020.93 | 3 5/8" |
| 4" | 52020.94 | 3 11/16" |
| 5" | 52023.65 | 3 15/16" |

Kit includes solid axle.



2 Series Top Lock Brake (Stainless Steel)

Capacity up to 325 lbs each

Constructed of polished stainless steel, Colson's 2 Series Stainless Steel Top Lock brake provides positive, reliable braking under a variety of harsh operating conditions. Compatible

with 2 Series Stainless Steel swivel forks only. To order with a caster, specify "BRK1" (see page 48). To field install the brake, see kit numbers.

| Wheel Dia. | Kit Number | Swivel Radius |
|------------|------------|---------------|
| 3" | 05214.87 | 2 9/16" |
| 3 1/2" | 05214.88 | 3 1/16" |
| 4" | 05214.89 | 3 5/6" |
| 5" | 05214.90 | 4 1/16" |



2 Series Total Lock® Brake (Stainless Steel)

Capacity up to 325 lbs each

This brake is constructed of durable stainless steel and ideally suited for wet or corrosive conditions. Heavy loads are held securely with the simple toe operation. The swivel

radius of the caster is 5" including the brake.

The brake's riveted design is not field installable. To order it with a caster, specify "BRK4" (see page 48).



2 Series Tech Lock® Brake (Stainless Steel)

Capacity up to 325 lbs each

Constructed of durable, light-weight engineered thermoplastics, this brake is ideally suited for wet or corrosive conditions. The simple toe operation holds heavy loads securely. And, an advanced design brake pad holds a variety of wheel types.

With only two moving parts, the brake is virtually maintenance free. Temperature range: -30°F to +250°F. To order on a caster, specify "BRK2" (see page 48). To field install this brake, see kit numbers.

| Wheel Dia. | Kit Number | Swivel Radius |
|------------|------------|---------------|
| 4" | 05215.54 | 5 5/8" |
| 5" | 05215.55 | 6 1/8" |



2 Series LoPro Side Lock Brake

Capacity up to 210 lbs each

The LoPro brake design places a positive locking force against the wheel hub to hold loads securely. A large foot pedal makes the brake easy to operate and provides easy foot placement.

This brake is not field installable and is only available on the 3" model.

The swivel radius of the caster is 2 11/16" including the brake. To order this brake with a caster, specify "BRK3." See page 49.



2 Series Directional Lock

Capacity to 325 lbs each

Lock the swivel for straight tracking on all 2 Series top plate swivel casters. The foot-activated directional lock engages simply and securely into lead or trailing position and is compatible with a full range of wheels. The swivel radius is 4 3/16" for 2 1/2", 3", and

3 1/2" and 4 15/16" for 4" and 5" models.

The directional lock is not field installable. To order with caster, change the 4th digit of the caster model number to "1" (example: 2.05156.91). See pages 46-47.



G Series Side Lock Brake

Capacity to 350 lbs each

This side locking brake design grabs the wheel to provide reliable holding power. Available on all GDP swivel model casters, it is easily operated with foot action. **The brake is not**

field installable. To order the side locking brake with a caster, add "001" to the end of the part number (Example: GD3356142001). See pages 50-51.



3 Series Top Lock Brake

Capacity up to 400 lbs each

All swivel casters in the 3 Series line are available with brakes. Colson's Top Lock brake gives positive braking action on all types of wheels by engaging a rubber brake shoe directly against the tread surface of the wheel. A self-compensating spring

maintains the effectiveness of the brake throughout the life of the wheel. Thread guards can also be used with this brake. The brake pedals are rugged .090 steel & zinc plated. To order on a caster, specify "BRK1". See pages 52-55.

| Wheel Dia. | Kit Number | Swivel Radius |
|------------|------------|---------------|
| 3" | 05210.14 | 3 11/16" |
| 4" | 05210.05 | 3 13/16" |
| 5" | 05225.61 | 4 1/8" |
| 6" | 05225.62 | 4 5/8" |



4 Series Side Lock Brake

Capacity up to 1400 lbs each

Colson's 4 Series Side Lock brake design places a positive locking force against the wheel hub to hold loads securely. The Larger foot pedal makes the brake easier to operate, provides better foot placement, and can be actuated from either end of the pedal for greater convenience.

This brake is available on Colson 4 Series casters equipped with roller bearings or one-piece Delrin bearing models only. To order the brake with a caster specify, "BRK3" (see pages 56-59). To field install the brake, see kit numbers. US. Patent 5,402,864.

| Wheel Dia. | Kit Number |
|------------|---|
| 4"-5" | 05128.30 ¹ 05128.32 ^{2*} |
| 6"-8" | 05128.29 ¹ 05128.31 ^{2*} |

Wheel Brakes Work On

¹Nylon, Moldon Polyurethane, Moldon Rubber, Steel, Phenolic

²Performa, Polyolefin, Polyurethane HI-Tech, Endura, Maxim, Thermo, Trans-forma

*Includes Torrington-style roller bearing.

4 Series Stainless steel side lock brake kits: On one-piece Delrin bearing wheel models #05214.24; On roller bearing wheel models #05214.30. See pages 60-61.



4 & 6 Series Enforcer Side Lock Brake

Capacity up to 1500 lbs each

This new Side Lock brake is designed for Colson 4 & 6 Series Enforcer casters to accommodate a thicker leg. The brake places a positive locking force against the wheel hub to hold heavy loads securely. A larger foot pedal makes the brake easier to operate and provides better foot placement. The brake can be actuated from either

end of the pedal for greater convenience and is available on Colson 4 & 6 Series Enforcer casters with wheels that are roller or one-piece Delrin bearing equipped only. To order the brake with a caster, specify "BRK3" (see pages 62-63 and 66-67). To field install the brake, see kit numbers.

| Wheel Dia. | Kit Number |
|------------|---|
| 4"-5" | 05128.40 ¹ 05128.42 ^{2*} |
| 6"-8" | 05128.39 ¹ 05128.41 ^{2*} |

Wheel Brakes Work On

¹Nylon, Moldon Polyurethane, Moldon Rubber, Steel, Phenolic

²Performa, Polyolefin, Polyurethane HI-Tech, Endura, Maxim, Thermo, Trans-forma

*Includes Torrington-style roller bearing.



4 Series Top Lock Brake

Capacity up to 1400 lbs each

Colson 4 Series forks include a special notch for easy installation of Top Lock brakes. The brake is cost effective and provides reliable braking under a variety of operating conditions. Colson 4 Series Top Lock brakes are

available on 4 series casters except models with 3 1/4" or V-Groove wheels. To order it with a caster, specify "BRK7" (see pages 56-59). To field install the Top Lock brake, see kit numbers.

| Wheel Dia. | Kit Number | Swivel Radius |
|------------|------------|----------------------------------|
| 4" | 05944.14 | 3 ⁹ / ₁₆ " |
| 5" | 05944.15 | 4 ¹ / ₄ " |
| 6" | 05944.16 | 5" |
| 8" | 05944.18 | 6 ¹ / ₂ " |



4 Series Top Lock Brake (Stainless Steel)

Capacity up to 1250 lbs each

Constructed of polished stainless steel, Colson's 3-piece 4 Series Stainless Steel Top Lock brake provides positive, reliable braking under a variety of harsh operating conditions. The

brake is compatible with 4 Series Stainless Steel swivel forks only. To order this brake with a caster, specify "BRK7" (see pages 60-61). To field install the Top Lock brake, see kit numbers.

| Wheel Dia. | Kit Number | Swivel Radius |
|------------|------------|---------------|
| 4" | 05214.74 | 4 7/8" |
| 5" | 05214.75 | 5 1/8" |
| 6" | 05214.76 | 5" |
| 8" | 05214.78 | 6 1/2" |



4 Series Swivel Tech Lock® Brake

Capacity up to 1250 lbs each

Constructed of durable, light-weight engineered thermoplastics, this brake is ideally suited for wet or corrosive conditions. The simple toe operation holds heavy loads securely. With an advanced brake pad design, the brake is compatible with a variety

of wheel types. The Tech Lock brake provides virtually maintenance free operation with only two moving parts. Temperature range: -30°F to +250°F. To order the brake with a caster, specify "BRK2" (see pages 56-61). To field install the brake, see kit

| Wheel Dia. | Kit Number Standard | Kit Number Stainless | Swivel Radius |
|------------|---------------------|----------------------|---------------|
| 4" | 05944.44 | 05944.94 | 6 9/32" |
| 5" | 05944.45 | 05944.95 | 6 5/8" |
| 6" | 05944.46 | 05944.96 | 7 3/8" |
| 8" | 05944.48 | 05944.98 | 8 7/16" |

numbers. This brake is available on all 4 Series casters, except with a Swivel Lock or 4 Series Enforcer models. U.S. Patent 288285.



4 Series Rigid Tech Lock® Brake

Capacity to 1400 lbs each

Specially engineered for rigid caster models only, the contemporary design features thermoplastic construction to resist rust and corrosion. A grip ridge for the

mechanical lock securely fastens the Tech Lock brake to the fork. To order this brake with a caster, specify "BRK2" (see pages 56-61).

| Wheel Dia. | Kit Number Standard | Kit Number Stainless | Swivel Radius |
|------------|---------------------|----------------------|---------------|
| 6" | 05944.86 | 05944.87 | 7 3/8" |



4 Series Total Lock® Brake

Capacity up to 1250 lbs each

With a press of the foot, lock both the wheel and swivel in any position. The low angle pedal design makes foot access easy for convenient operation, and the contemporary design features thermoplastic construction to

resist rust and corrosion. This brake is not available on 4 Series Enforcer models. A grip ridge for the mechanical lock securely fastens the brake to the fork. To order with a caster, specify "BRK4" (see pages 56-59).

| Wheel Dia. | Kit Number | Swivel Radius |
|------------|------------|---------------|
| 4" | 05906.12 | 6 5/8" |
| 5" | 05906.11 | 7 1/16" |
| 6" | 05906.09 | 7 3/8" |
| 8" | 05906.13 | 8 1/2" |



4 & 6 Series Tread Lock Brake

Capacity up to 1500 lbs each

Available on 4 and 6 Series casters, this adjustable brake can be installed in the field or ordered assembled onto the caster. The toe activated brake features positive engagement via rubber faced plate.

This brake is not available with V-groove wheel models or 2-1/2 tread width wheels. To order it with a caster specify, "BRK1" (see pages 56-67). To field install the brake, see kit numbers.

| Wheel Dia. | Kit Number | Standard 4 Series Swivel Radius | Standard 6 Series Swivel Radius | 4 & 6 Series Enforcer Swivel Radius |
|------------|------------|---------------------------------|---------------------------------|-------------------------------------|
| 4" | 05944.24 | 5 5/16" | 5 3/8" | 5 3/16" |
| 5" | 05944.25 | 6 5/8" | 6 9/16" | 6 1/2" |
| 6" | 05944.26 | 7 5/16" | 7 1/8" | 6 7/8" |
| 8" | 05944.28 | 8 1/2" | 8 9/16" | 8 3/8" |

Replacement Brake Pad Model Number: 05944.45



4 Series Top Lock Brake (Stainless Steel)

Capacity up to 1250 lbs each

Constructed of polished stainless steel, Colson's 3-piece 4 Series Stainless Steel Top Lock brake provides positive, reliable braking under a variety of harsh operating conditions. The

brake is compatible with 4 Series Stainless Steel swivel forks only. To order this brake with a caster, specify "BRK7" (see pages 60-61). To field install the Top Lock brake, see kit numbers.

| Wheel Dia. | Kit Number | Swivel Radius |
|------------|------------|---------------|
| 4" | 05214.74 | 4 7/8" |
| 5" | 05214.75 | 5 1/8" |
| 6" | 05214.76 | 5" |
| 8" | 05214.78 | 6 1/2" |



4 Series Swivel Tech Lock® Brake

Capacity up to 1250 lbs each

Constructed of durable, light-weight engineered thermoplastics, this brake is ideally suited for wet or corrosive conditions. The simple toe operation holds heavy loads securely. With an advanced brake pad design, the brake is compatible with a variety

of wheel types. The Tech Lock brake provides virtually maintenance free operation with only two moving parts. Temperature range: -30°F to +250°F. To order the brake with a caster, specify "BRK2" (see pages 56-61). To field install the brake, see kit

| Wheel Dia. | Kit Number Standard | Kit Number Stainless | Swivel Radius |
|------------|---------------------|----------------------|---------------|
| 4" | 05944.44 | 05944.94 | 6 9/32" |
| 5" | 05944.45 | 05944.95 | 6 5/8" |
| 6" | 05944.46 | 05944.96 | 7 3/8" |
| 8" | 05944.48 | 05944.98 | 8 7/16" |

numbers. This brake is available on all 4 Series casters, except with a Swivel Lock or 4 Series Enforcer models. U.S. Patent 288285.



4 Series Rigid Tech Lock® Brake

Capacity to 1400 lbs each

Specially engineered for rigid caster models only, the contemporary design features thermoplastic construction to resist rust and corrosion. A grip ridge for the

mechanical lock securely fastens the Tech Lock brake to the fork. To order this brake with a caster, specify "BRK2" (see pages 56-61).

| Wheel Dia. | Kit Number Standard | Kit Number Stainless | Swivel Radius |
|------------|---------------------|----------------------|---------------|
| 6" | 05944.86 | 05944.87 | 7 3/8" |



4 Series Total Lock® Brake

Capacity up to 1250 lbs each

With a press of the foot, lock both the wheel and swivel in any position. The low angle pedal design makes foot access easy for convenient operation, and the contemporary design features thermoplastic construction to

resist rust and corrosion. This brake is not available on 4 Series Enforcer models. A grip ridge for the mechanical lock securely fastens the brake to the fork. To order with a caster, specify "BRK4" (see pages 56-59).

| Wheel Dia. | Kit Number | Swivel Radius |
|------------|------------|---------------|
| 4" | 05906.12 | 6 5/8" |
| 5" | 05906.11 | 7 1/16" |
| 6" | 05906.09 | 7 3/8" |
| 8" | 05906.13 | 8 1/2" |



4 & 6 Series Tread Lock Brake

Capacity up to 1500 lbs each

Available on 4 and 6 Series casters, this adjustable brake can be installed in the field or ordered assembled onto the caster. The toe activated brake features positive engagement via rubber faced plate.

This brake is not available with V-groove wheel models or 2-1/2 tread width wheels. To order it with a caster specify, "BRK1" (see pages 56-67). To field install the brake, see kit numbers.

| Wheel Dia. | Kit Number | Standard 4 Series Swivel Radius | Standard 6 Series Swivel Radius | 4 & 6 Series Enforcer Swivel Radius |
|------------|------------|---------------------------------|---------------------------------|-------------------------------------|
| 4" | 05944.24 | 5 5/16" | 5 3/8" | 5 3/16" |
| 5" | 05944.25 | 6 5/8" | 6 9/16" | 6 1/2" |
| 6" | 05944.26 | 7 5/16" | 7 1/8" | 6 7/8" |
| 8" | 05944.28 | 8 1/2" | 8 9/16" | 8 3/8" |

Replacement Brake Pad Model Number: 59044.45



7 & 8 Series Enforcer® Tread Lock Brake

Capacity up to 4500 lbs each

This toe activated Tread Lock brake features positive engagement via a single rubber faced plate. It is available on 7 & 8 Series Enforcer casters, except on

V-Groove wheel models. To order with a caster, specify "BRK1" (see pages 68-71). To field install the brake, see kit numbers.

| Wheel Dia. | Kit Number | 7 & 8 Series Enforcer Swivel Radius* |
|------------|------------|--------------------------------------|
| 6" | 05329.99 | 8 3/4" |
| 8" | 05329.39 | 9 3/4" |
| 10" | 05329.40 | 10 3/4" |
| 12" | 05329.41 | 11 3/4" |

*Standard load height only.

4-8 Series Swivel Locks

Capacity up to 6000 lbs each

Swivel locks quickly convert swivel casters to rigid casters for straight-line tracking. A spring-loaded, hand operated plunger is engaged to fit into slots on the swivel raceway. To engage the lock, simply pull out plunger and turn until spring action inserts plunger in notches on raceway. To disengage the lock, simply pull out the plunger and turn so plunger is not inserted in notches on raceway. **Colson offers 3 types of hand operated swivel locks: Welded, Bolt-On and Kingpinless.**

Welded Models

| Series | Mounting Code |
|------------------------------|---------------|
| 4 Series (Standard) | MTG51 |
| 4 Series (w/ MTG2 Top Plate) | MTG52 |
| 4 Series (w/ MTG4 Top Plate) | MTG54 |
| 6 Series (Standard) | MTG52 |

Welded Swivel Locks: Colson's welded swivel locks are factory installed only. They lock in 90° intervals on 4 and 6 Series casters. To order the lock, see the "Welded Models" chart.



Bolt-On Models

| Series | Mounting Code | Field Install Model No. |
|------------------------------|---------------|-------------------------|
| 4 Series (Standard) | MTG61 | 05213.61 |
| 4 Series (w/ MTG2 Top Plate) | MTG62 | 05213.62 |
| 4 Series (w/ MTG4 Top Plate) | MTG64 | 05313.64 |
| 6 Series (Standard) | MTG62 | 05256.62 |

Bolt-On Swivel Locks: The bolt-on swivel locks are field installable only but require that the fork yoke base have notches at 90° intervals. They are available on 4-6 Series casters. To order the lock, see the "Bolt-On Models" chart.



Kingpinless Models

| Series | Mounting Code | Field Install Model No. |
|---|---------------|-------------------------|
| 4 & 6 Series Enforcer (Standard) | MTG61 | 05213.61 |
| 4 & 6 Series Enforcer (w/ MTG2 Top Plate) | MTG62 | 05213.62 |
| 4 & 6 Series Enforcer (w/ MTG4 Top Plate) | MTG64 | 05213.64 |
| 7 & 8 Series Enforcer (Standard) | MTG61 | 05278.61 |
| 7 & 8 Series Enforcer (w/ MTG2 Top Plate) | MTG62 | 05278.62 |
| 7 & 8 Series Enforcer (w/ MTG3 Top Plate) | MTG63 | 05278.63 |

Kingpinless Swivel Locks: Colson Kingpinless Enforcer casters have notches in the raceway, so it is possible to field install swivel locks for kingpinless models. They lock in 90° intervals. Simply bolt the swivel lock on when you install on equipment. This swivel lock is available on 4, 6, 7 and 8 Series Enforcer casters. To order the lock, see the "Kingpinless Models" chart.



Foot Activated Swivel Locks

Capacity to 1400 lbs each

No more back strain from bending down to activate a swivel lock. When the foot pedal is in the "up" position, a stainless steel spring forces a pin into one of the four slots on the swivel fork. This effectively locks the swivel in one of four positions at 90° intervals. To disengage the lock, simply press down on the foot pedal for free swiveling action. It's that easy! With this innovative product, you can quickly and easily convert swivel casters to rigid casters for straight-line tracking. When you need greater maneuverability, you can quickly convert from the rigid position back to full swivel. Quick. Easy. Less stress and strain. The Colson Ergonomic Advantage™.

NOTE: Foot Activated Swivel Lock is field installable but requires notches in caster fork yoke base at 90° intervals.



| Series | Mounting Code | Field Install Model No. |
|---|---------------|-------------------------|
| 4 Series Swivel Top Plate (1 1/2" tread width)* | MTG81 | 05213.66 |
| 4 Series Swivel Top Plate (2" tread width)* | MTG81 | 05213.66 |
| 4 Series Enforcer Kingpinless Swivel Top Plate* | MTG81 | 05213.66 |
| 4 Series Stainless Steel Swivel Top Plate* | MTG81 | 05213.67 |

*4" x 4 1/2" Standard top plate only.



DirtBan Swivel Seals

Keep dirt out and lube in for longer caster life.

Seals are recommended for applications where casters and equipment are exposed to regular washings such as hospitals, food processing plants, restaurants, meat packaging plants, laundries, bakeries and more. The seals keep dirt out of the swivel raceway and lubricant in. Colson polyurethane DirtBan seals help casters run smoother and last longer with very little drag on the

swivel action. They offer a high resistance to grease, oils, chemicals, detergents and water. To order on caster, specify "**SEAL**". To field install the seals, simply remove the caster wheel and place seals in the upper and lower raceway. No special tools are needed. The DirtBan swivel seals are available on 2 and 4 Series casters. To field install the seals, see chart.

| Series | Kit Number |
|--------------------------------------|------------|
| 2 Series Swivel | 52020.90 |
| 4 Series Swivel Upper Raceway | 51000.77 |
| 4 Series Swivel Lower Raceway | 51001.76 |



2 & 3 Series Dust Caps

Protects swivel raceway from harmful debris.

Keep dust and debris out of the raceway for smoother operation and longer service life. Dust caps are available on 2 and 3 Series

models only. To order the dust caps with a caster, specify "**DC1**". **Dust caps are not field installable.**



Plastic & Metal Thread Guards

Designed to keep lint, thread and other soft materials out of bearings.

Certain industries and institutions find that excessive amounts of lint, thread and other soft materials have a tendency to work into caster wheel bearings. Wheel thread guards help overcome this problem. The thread guard does not revolve and thus forces thread to deposit away from the wheel bearing, not to mention it greatly improves the caster's appearance. Colson offers both plastic and metal thread guards.

Plastic thread guards are more flexible and will not rust or corrode making them ideal for wash down applications. Metal thread guards have a zinc plated finish on 1-3 Series wheels and a galvanized finish for 4-7 Series models to protect against corrosion. To order on a caster, specify "**TG1**" for metal and "**TG2**" for plastic thread guards. To check for availability on caster models consult factory. (see page 114)

Delrin® Bearing

Delrin, a DuPont engineered plastic, is extremely durable under a wide range of temperature and humidity conditions, as well as is corrosion resistant. Wheels with the Delrin bearings are well suited for applications where brine conditions, steam cleaning, or where excessive water or liquids are present. One piece or two piece Delrin bearing models are available (shown with spanner bushing). To order, see page 112.



Plain & Sleeve Bearing

Plain and sleeve bearings provide a metal sleeve inserted in a wheel to rest directly on the axle. This option is only recommended when rolling ease is less critical.



Annular Ball Bearing

Annular ball bearings are precision type bearings with machined, hardened raceways. This bearing is for applications where maximum rolling ease and quiet operation are needed and best suited for light to medium duty loads. The bearing is pre-assembled, and the entire unit is mounted in the wheel.



Bronze Bearing

The bronze bearing is durable under a wide range of temperature and humidity conditions and is corrosion resistant. It is highly recommended for high heat or wet applications (shown with spanner bushing). To order, see page 112.



Precision Sealed Ball Bearing

Recommended for maximum rolling ease with no maintenance lubrication required, this quiet operating bearing is for medium duty to heavy duty loads. This bearing is available on all Endura Solid Elastomer and 2" tread width non conductive Performa Rubber wheels and is standard on all Triumph wheels. Now available for Performa hand truck wheels! To order, see page 112.



Roller Bearing

The roller bearing is capable of carrying a greater load than the same size diameter ball bearing. It has a split outer race shell into which the roller assembly is inserted. Standard Colson roller assembly features hardened steel rollers enclosed in a thermoplastic case on 1-1/2" and 2" tread width wheels. Metal cage roller bearings are available (Specify WB29) and are standard on wheels with tread widths of 2-1/2" and larger. Combination seal/thrust retainer washers protect the bearing from dirt, water, and chemicals. They also help absorb thrust friction (Note: roller bearing must be used with hardened spanner bushing or hardened shaft). To order, see page 112.



Pedestal Precision Ball Bearing

This bearing is perfect when excellent rolling ease and quiet operation are required for your application. There is no maintenance grease required. The integrated spanner bushing makes installation easy. Now available in stainless steel, too! To order, see page 112.



Stainless Steel Model

Torrington-Style Roller Bearing

Colson's Torrington-style caged drawn cup bearings have a steel cage that provides inward retention of the needle rollers. This design provides maximum cage strength consistent with long service life. This bearing is available on 2" tread width wheels only. (Note: Must be used with hardened spanner bushing or hardened shaft.) To order, see page 112.



1

Series

- Wood Furniture Stem
- Capacity up to 75 lbs each

Standard Features

- Zinc plated finish is attractive and durable
- Full double ball hardened raceways for better performance and greater durability
- $\frac{5}{16}$ " shouldered axle with $\frac{1}{4}$ " nut
- "Colson 45" multi-temp grease lubricates in extreme hot and cold temperatures

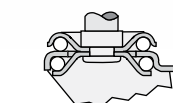
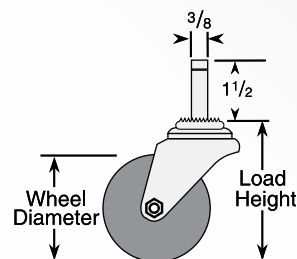
Standard Mounting

- For use on wood furniture that can accept a $\frac{3}{8}$ " diameter hole approximately $1\frac{5}{8}$ " deep
- Stem size: $\frac{5}{16}$ " diameter x $1\frac{1}{2}$ " long
- Standard No.20 pressed steel adapter (Part #50011) with toothed base is supplied



www.colsoncaster.com

Standard Dimensions



Swivel Cross Section

Fork Leg Spacing $1\frac{5}{32}$ "

Colson 1 Series Casters • Wood Furniture Stem • Capacity to 75 lbs

| Wheel Dia. | Tread Width | Capacity Each (Pounds) | Wheel Descriptions | Wheel Bearing | Stem Caster Models | Load Height | Swivel Radius | Weight (Pounds) |
|------------------|-----------------|------------------------|----------------------|---------------|--------------------|------------------|------------------|-----------------|
| $1\frac{5}{8}$ " | $\frac{7}{8}$ " | 60 | Performa Rubber | Delrin | 1.01652.441 | $2\frac{1}{2}$ | $1\frac{3}{4}$ | $\frac{1}{2}$ |
| | | 75 | Polyolefin | Delrin | 1.01652.52 | $2\frac{1}{2}$ | $1\frac{3}{4}$ | $\frac{1}{2}$ |
| 2" | $\frac{7}{8}$ " | 75 | Performa Rubber | Delrin | 1.02252.441 | $2\frac{11}{16}$ | $1\frac{15}{16}$ | $\frac{1}{2}$ |
| | | | Polyolefin | Delrin | 1.02252.52 | $2\frac{11}{16}$ | $1\frac{15}{16}$ | $\frac{1}{2}$ |
| | | | Cushion Rubber | Ball | 1.02252.45 | $2\frac{11}{16}$ | $1\frac{15}{16}$ | $\frac{1}{2}$ |
| | | | Hard Rubber | Ball | 1.02252.55 | $2\frac{11}{16}$ | $1\frac{15}{16}$ | $\frac{1}{2}$ |
| 3" | $\frac{7}{8}$ " | 75 | Performa Rubber | Delrin | 1.03052.441 | $3\frac{13}{16}$ | $2\frac{9}{16}$ | $\frac{3}{4}$ |
| | | | Polyurethane HI-TECH | Delrin | 1.03052.91 | $3\frac{13}{16}$ | $2\frac{9}{16}$ | $\frac{3}{4}$ |
| | | | Polyolefin | Delrin | 1.03052.53 | $3\frac{13}{16}$ | $2\frac{9}{16}$ | $\frac{3}{4}$ |

Caster Brake



Side Lock
(See page 14) Available on all 3" models. Field installable (Specify **BRK3**).

Wheel Option

Thread Guards

(See page 114) Available on some models. Brake & NSF options cannot be used with thread guards (Specify **TG1** for metal or **TG2** for plastic).

Fork Option



NSF Listed
(See page 3) All models except thread guards (Specify **FS1**).

Wheel Selection



1 Series

- Expanding Stem Adapter
- Capacity up to 145 lbs each

Standard Features

- Zinc plated finish is attractive and durable
- Full double ball hardened raceways for better performance and greater durability
- $\frac{5}{16}$ " shouldered axle with $\frac{1}{4}$ " nut
- "Colson 45" multi-temp grease lubricates in extreme hot and cold temperatures

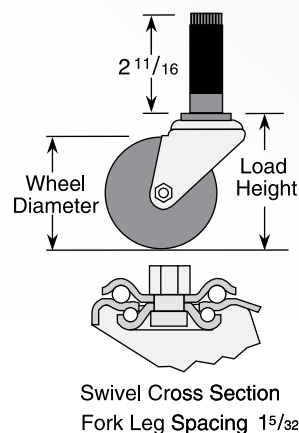
Standard Mounting

- Turning of octagon on upper raceway expands rubber adapter inside of round or square tubing for a tight, permanent fit
- To order, select caster model number and specify stem adapter size by code number from mounting options chart at bottom right



www.colsoncaster.com

Standard Dimensions



Colson 1 Series Casters • Expanding Stem Adapter • Capacity to 145 lbs each

| Wheel Dia. | Tread Width | Capacity Each (Pounds) | Wheel Descriptions | Wheel Bearing | Stem Caster Models | Load Height | Swivel Radius | Weight (Pounds) |
|------------|-----------------|------------------------|----------------------|---------------|--------------------|----------------|------------------|-----------------|
| 3" | $\frac{7}{8}$ " | 100 | Polyurethane HI-TECH | Delrin | 1.03367.91 | $3\frac{7}{8}$ | $2\frac{13}{16}$ | $1\frac{1}{4}$ |
| | | 125 | Performa Rubber | Delrin | 1.03367.441 | $3\frac{7}{8}$ | $2\frac{13}{16}$ | $1\frac{1}{4}$ |
| | | | Polyolefin | Delrin | 1.03367.53 | $3\frac{7}{8}$ | $2\frac{13}{16}$ | $1\frac{1}{4}$ |
| 4" | $\frac{7}{8}$ " | 125 | Polyurethane HI-TECH | Delrin | 1.04367.91 | $4\frac{7}{8}$ | $3\frac{7}{16}$ | $1\frac{1}{2}$ |
| | | 135 | Performa Rubber | Delrin | 1.04367.441 | $4\frac{7}{8}$ | $3\frac{7}{16}$ | $1\frac{1}{2}$ |
| | | | Polyolefin | Delrin | 1.04367.53 | $4\frac{7}{8}$ | $3\frac{7}{16}$ | $1\frac{1}{2}$ |
| 5" | $\frac{7}{8}$ " | 140 | Polyurethane HI-TECH | Delrin | 1.05367.91 | $5\frac{7}{8}$ | $4\frac{1}{16}$ | $1\frac{3}{4}$ |
| | | 145 | Performa Rubber | Delrin | 1.05367.441 | $5\frac{7}{8}$ | $4\frac{1}{16}$ | $1\frac{3}{4}$ |
| | | | Polyolefin | Delrin | 1.05367.53 | $5\frac{7}{8}$ | $4\frac{1}{16}$ | $1\frac{3}{4}$ |

Note: Expanding adapter temperature rating is at 180°F.

Caster Brake



Side Lock (See page 14)
Available on all models. Field installable (Specify **BRK3**).

Fork Option



NSF Listed
(See page 3) All models except thread guards (Specify **FSI**).

Wheel Option

Thread Guards
(See page 114) Available on some models. Brake & NSF options cannot be used with thread guards (Specify **TG1** for metal or **TG2** for plastic).

Wheel Selection



Mounting Options

(See page 115)

| Inside Diameter of Tube | Mounting Code Numbers | |
|---------------------------------------|-----------------------|---------------|
| | Round Tubing | Square Tubing |
| $\frac{3}{4}$ " - $1\frac{3}{16}$ " | MTG40 | - |
| $\frac{7}{8}$ " - $1\frac{5}{16}$ " | MTG41 | MTG51 |
| 1" - $1\frac{1}{16}$ " | MTG42 | MTG52 |
| $1\frac{1}{8}$ " - $1\frac{3}{16}$ " | MTG43 | MTG53 |
| $1\frac{1}{4}$ " - $1\frac{5}{16}$ " | MTG44 | MTG54 |
| $1\frac{3}{8}$ " - $1\frac{7}{16}$ " | MTG45 | MTG55 |
| $1\frac{1}{2}$ " - $1\frac{9}{16}$ " | MTG46 | - |
| $1\frac{5}{8}$ " - $1\frac{11}{16}$ " | MTG47 | - |

Stems are $2\frac{11}{16}$ " long. Stem size less adapter: $\frac{1}{2}$ " - 13UNC x $2\frac{11}{16}$ "

1 Series

1

Series

- Grip Ring Stem
- Capacity up to 75 lbs each

Standard Features

- Zinc plated finish is attractive and durable
- Full double ball hardened raceways for better performance and greater durability
- $\frac{5}{16}$ " shouldered axle with $\frac{1}{4}$ " nut
- "Colson 45" multi-temp grease lubricates in extreme hot and cold temperatures

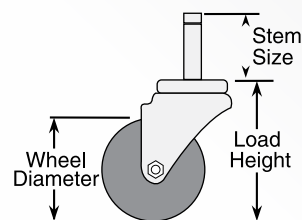
Standard Mounting

- Spring grip on top of stem holds caster firmly in place
- **MTG52:** $\frac{7}{16}$ " x $1\frac{29}{32}$ " long **with** grip ring



www.colsoncaster.com

Standard Dimensions



Swivel Cross Section
Fork Leg Spacing $\frac{15}{32}$ "

Colson 1 Series Casters • Grip Ring Stem • Capacity to 75 lbs each

| Wheel Dia. | Tread Width | Capacity Each (Pounds) | Wheel Descriptions | Wheel Bearing | Stem Caster Models | Load Height | Swivel Radius | Weight (Pounds) |
|------------------|-----------------|------------------------|----------------------|---------------|--------------------|------------------|------------------|-----------------|
| $1\frac{5}{8}$ " | $\frac{7}{8}$ " | 60 | Performa Rubber | Delrin | 1.01651.441 | $2\frac{1}{2}$ | $1\frac{3}{4}$ | $\frac{1}{2}$ |
| | | 75 | Polyolefin | Delrin | 1.01651.52 | $2\frac{1}{2}$ | $1\frac{3}{4}$ | $\frac{1}{2}$ |
| 2" | $\frac{7}{8}$ " | 75 | Performa Rubber | Delrin | 1.02251.441 | $2\frac{11}{16}$ | $1\frac{15}{16}$ | $\frac{1}{2}$ |
| | | | Polyolefin | Delrin | 1.02251.52 | $2\frac{11}{16}$ | $1\frac{15}{16}$ | $\frac{1}{2}$ |
| | | | Cushion Rubber | Ball | 1.02251.45 | $2\frac{11}{16}$ | $1\frac{15}{16}$ | $\frac{5}{8}$ |
| | | | Hard Rubber | Ball | 1.02251.55 | $2\frac{11}{16}$ | $1\frac{15}{16}$ | $\frac{5}{8}$ |
| 3" | $\frac{7}{8}$ " | 75 | Performa Rubber | Delrin | 1.03051.441 | $3\frac{13}{16}$ | $2\frac{9}{16}$ | $\frac{3}{4}$ |
| | | | Polyurethane HI-TECH | Delrin | 1.03051.91 | $3\frac{13}{16}$ | $2\frac{9}{16}$ | $\frac{3}{4}$ |
| | | | Polyolefin | Delrin | 1.03051.53 | $3\frac{13}{16}$ | $2\frac{9}{16}$ | $\frac{3}{4}$ |

Caster Brake



Side Lock
(See page 14) Available on all 3" models. Field installable (Specify **BRK3**).

Wheel Option

Thread Guards
(See page 114) Available on some models. Brake & NSF options cannot be used with thread guards (Specify **TG1** for metal or **TG2** for plastic).

Mounting Options

MTG1: $\frac{3}{8}$ " x $1\frac{9}{16}$ " long
MTG2: $\frac{7}{16}$ " x $1\frac{9}{16}$ " long
MTG50: $\frac{7}{16}$ " x 1" long
MTG51: $\frac{7}{16}$ " x $1\frac{29}{32}$ " long **less** grip ring

Fork Option



NSF Listed
(See page 3) All models except thread guards (Specify **FSI**).

Wheel Selection



1 Series

- Grip Ring Stem
- Capacity up to 145 lbs each

Standard Features

- Zinc plated finish is attractive and durable
- Full double ball hardened raceways for better performance and greater durability
- $\frac{5}{16}$ " shouldered axle with $\frac{1}{4}$ " nut
- "Colson 45" multi-temp grease lubricates in extreme hot and cold temperatures

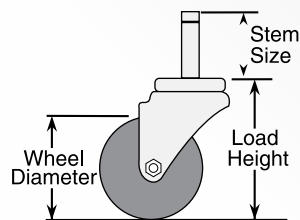
Standard Mounting

- Spring grip on top of stem holds caster firmly in place
- **MTG52:** $\frac{7}{16}$ " x $1 \frac{29}{32}$ " long **with** grip ring



www.colsoncaster.com

Standard Dimensions



Swivel Cross Section
Fork Leg Spacing $1 \frac{5}{32}$ "

Colson 1 Series Casters • Grip Ring Stem • Capacity to 145 lbs each

| Wheel Dia. | Tread Width | Capacity Each (Pounds) | Wheel Descriptions | Wheel Bearing | Stem Caster Models | Load Height | Swivel Radius | Weight (Pounds) |
|------------|-----------------|------------------------|----------------------|---------------|--------------------|----------------|------------------|-----------------|
| 3" | $\frac{7}{8}$ " | 100 | Polyurethane HI-TECH | Delrin | 1.03351.91 | $3\frac{3}{4}$ | $2\frac{13}{16}$ | 1 |
| | | 125 | Performa Rubber | Delrin | 1.03351.441 | $3\frac{3}{4}$ | $2\frac{13}{16}$ | $1\frac{1}{8}$ |
| | | | Polyolefin | Delrin | 1.03351.53 | $3\frac{3}{4}$ | $2\frac{13}{16}$ | $1\frac{1}{8}$ |
| 4" | $\frac{7}{8}$ " | 125 | Polyurethane HI-TECH | Delrin | 1.04351.91 | $4\frac{3}{4}$ | $3\frac{7}{16}$ | $1\frac{1}{8}$ |
| | | 135 | Performa Rubber | Delrin | 1.04351.441 | $4\frac{3}{4}$ | $3\frac{7}{16}$ | $1\frac{3}{8}$ |
| | | | Polyolefin | Delrin | 1.04351.53 | $4\frac{3}{4}$ | $3\frac{7}{16}$ | $1\frac{3}{8}$ |
| 5" | $\frac{7}{8}$ " | 140 | Polyurethane HI-TECH | Delrin | 1.05351.91 | $5\frac{3}{4}$ | $4\frac{1}{16}$ | $1\frac{1}{4}$ |
| | | 145 | Performa Rubber | Delrin | 1.05351.441 | $5\frac{3}{4}$ | $4\frac{1}{16}$ | $1\frac{5}{8}$ |
| | | | Polyolefin | Delrin | 1.05351.53 | $5\frac{3}{4}$ | $4\frac{1}{16}$ | $1\frac{1}{8}$ |

Caster Brake



Side Lock (See page 14)
Available on all models. Field installable (Specify **BRK3**).

Fork Option



NSF Listed
(See page 3) All models except thread guards (Specify **FS1**).


Wheel Option

Thread Guards
(See page 114) Available on some models. Brake & NSF options cannot be used with thread guards (Specify **TG1** for metal or **TG2** for plastic).

Mounting Options

MTG2: $\frac{7}{16}$ " x $1 \frac{1}{2}$ " long
MTG51: $\frac{7}{16}$ " x $1 \frac{29}{32}$ " long **less** grip ring

Wheel Selection



Plastic Adapters

Snap easily in place to reduce distortion and damage to furniture and equipment tubing.

Plastic adapters are non-conductive. First specify **MTG51:** ($\frac{7}{16}$ " x $1 \frac{29}{32}$ " less grip ring, then specify plastic adapter code from below.

MTG53: (No. 50810): Fits $\frac{7}{8}$ " x 18 ga. wall round tubing or any I.D. from $\frac{3}{4}$ " to $1\frac{1}{4}$ ".

MTG55: (No. 50865): Fits 1" x 14 ga. wall round tubing or any I.D. from $5\frac{3}{4}$ " to $5\frac{5}{8}$ ".

MTG56: (No. 50916): Fits 1" x 16 ga. wall round tubing or any I.D. from $5\frac{7}{8}$ " to $2\frac{9}{16}$ ".



1

Series

- Straight Thread Stem
- Capacity up to 75 lbs each

Standard Features

- Zinc plated finish is attractive and durable
- Full double ball hardened raceways for better performance and greater durability
- $\frac{5}{16}$ " shouldered axle with $\frac{1}{4}$ " nut
- "Colson 45" multi-temp grease lubricates in extreme hot and cold temperatures

Standard Mounting

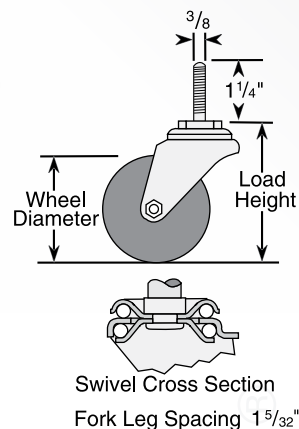
- MTG55: $\frac{3}{8}$ " diameter- 16UNC x 1 $\frac{1}{4}$ " long threaded 1 $\frac{1}{8}$ "

IMPORTANT: If caster stem is to be screwed into customer equipment, the customer must add a washer to the stem that will cover the incomplete threads and support the upper race. The stem shoulder must fit tightly against the customer equipment.



www.colsoncaster.com

Standard Dimensions



Colson 1 Series Casters • Straight Thread Stem • Capacity to 75 lbs each

| Wheel Dia. | Tread Width | Capacity Each (Pounds) | Wheel Descriptions | Wheel Bearing | Stem Caster Models | Load Height | Swivel Radius | Weight (Pounds) |
|------------------|-----------------|------------------------|----------------------|---------------|--------------------|------------------|------------------|-----------------|
| $1\frac{5}{8}$ " | $\frac{7}{8}$ " | 60 | Performa Rubber | Delrin | 1.01654.441 | $2\frac{1}{2}$ | $1\frac{3}{4}$ | $\frac{3}{8}$ |
| | | 75 | Polyolefin | Delrin | 1.01654.52 | $2\frac{1}{2}$ | $1\frac{3}{4}$ | $\frac{3}{8}$ |
| 2" | $\frac{7}{8}$ " | 75 | Performa Rubber | Delrin | 1.02254.441 | $2\frac{11}{16}$ | $1\frac{15}{16}$ | $\frac{3}{8}$ |
| | | | Polyolefin | Delrin | 1.02254.52 | $2\frac{11}{16}$ | $1\frac{15}{16}$ | $\frac{3}{8}$ |
| | | | Cushion Rubber | Ball | 1.02254.45 | $2\frac{11}{16}$ | $1\frac{15}{16}$ | $\frac{1}{2}$ |
| | | | Hard Rubber | Ball | 1.02254.55 | $2\frac{11}{16}$ | $1\frac{15}{16}$ | $\frac{1}{2}$ |
| 3" | $\frac{7}{8}$ " | 75 | Performa Rubber | Delrin | 1.03054.441 | $3\frac{13}{16}$ | $2\frac{9}{16}$ | $\frac{5}{8}$ |
| | | | Polyurethane HI-TECH | Delrin | 1.03054.91 | $3\frac{13}{16}$ | $2\frac{9}{16}$ | $\frac{5}{8}$ |
| | | | Polyolefin | Delrin | 1.03054.53 | $3\frac{13}{16}$ | $2\frac{9}{16}$ | $\frac{5}{8}$ |

Caster Brake



Side Lock
(See page 14) Available on all 3" models. Field installable (Specify **BRK3**).

Fork Option



NSF Listed
(See page 3) All models except thread guards (Specify **FSI**).

Wheel Option

Thread Guards
(See page 114) Available on some models. Brake & NSF options cannot be used with thread guards (Specify **TG1** for metal or **TG2** for plastic).

Wheel Selection



Mounting Options

MTG51: $\frac{3}{8}$ " diameter - 24NF x $1\frac{11}{16}$ " long

1

Series

- Straight Thread Stem
- Capacity up to 145 lbs each

www.colsoncaster.com

Standard Features

- Zinc plated finish is attractive and durable
- Full double ball hardened raceways for better performance and greater durability
- 5/16" shouldered axle with 1/4" nut
- "Colson 45" multi-temp grease lubricates in extreme hot and cold temperatures

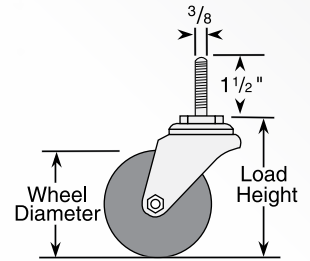
Standard Mounting

- 3/8" diameter - 16UNC x 1 1/2" long threaded 1 3/8"

IMPORTANT: If caster stem is to be screwed into customer equipment, the customer must add a washer to the stem that will cover the incomplete threads and support the upper race. The stem shoulder must fit tightly against the customer equipment.



Standard Dimensions



Swivel Cross Section
Fork Leg Spacing 1 5/32"

Colson 1 Series Casters • Straight Thread Stem • Capacity to 145 lbs each

| Wheel Dia. | Tread Width | Capacity Each (Pounds) | Wheel Descriptions | Wheel Bearing | Stem Caster Models | Load Height | Swivel Radius | Weight (Pounds) |
|------------|-------------|------------------------|----------------------|---------------|--------------------|-------------|---------------|-----------------|
| 3" | 7/8" | 100 | Polyurethane HI-TECH | Delrin | 1.03354.91 | 3 3/4 | 2 13/16 | 1 1/8 |
| | | 125 | Performa Rubber | Delrin | 1.03354.441 | 3 3/4 | 2 13/16 | 1 1/8 |
| | | | Polyolefin | Delrin | 1.03354.53 | 3 3/4 | 2 13/16 | 1 1/8 |
| 4" | 7/8" | 125 | Polyurethane HI-TECH | Delrin | 1.04354.91 | 4 3/4 | 3 7/16 | 1 3/8 |
| | | 135 | Performa Rubber | Delrin | 1.04354.441 | 4 3/4 | 3 7/16 | 1 3/8 |
| | | | Polyolefin | Delrin | 1.04354.53 | 4 3/4 | 3 7/16 | 1 3/8 |
| 5" | 7/8" | 140 | Polyurethane HI-TECH | Delrin | 1.05354.91 | 5 3/4 | 4 1/16 | 1 5/8 |
| | | 145 | Performa Rubber | Delrin | 1.05354.441 | 5 3/4 | 4 1/16 | 1 5/8 |
| | | | Polyolefin | Delrin | 1.05354.53 | 5 3/4 | 4 1/16 | 1 5/8 |

Caster Brake



Side Lock (See page 14)
Available on all models. Field installable (Specify **BRK3**).

Wheel Option


Thread Guards
(See page 114) Available on some models. Brake & NSF options cannot be used with thread guards (Specify **TG1** for metal or **TG2** for plastic).

Fork Option



NSF Listed
(See page 3) All models except thread guards (Specify **FSI**).

Wheel Selection



1

Series

- Square Stem
- Capacity up to 145 lbs each

Standard Features

- Zinc plated finish is attractive and durable
- Full double ball hardened raceways for better performance and greater durability
- 5/16" shouldered axle with 1/4" nut
- "Colson 45" multi-temp grease lubricates in extreme hot and cold temperatures

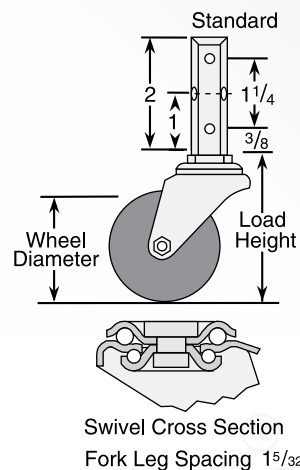
Standard Mounting

- Designed for easy installation on the inside of angle iron legs or against flat surfaces
- Stems may be bolted or riveted against any flat vertical surface
- Standard Stem 2" long by 3/4" square with 3 mounting holes 17/64" diameter



www.colsoncaster.com

Standard Dimensions



Colson 1 Series Casters • Square Stem • Capacity to 145 lbs each

| Wheel Dia. | Tread Width | Capacity Each (Pounds) | Wheel Descriptions | Wheel Bearing | Stem Caster Models | Load Height | Swivel Radius | Weight (Pounds) |
|------------|-------------|------------------------|----------------------|---------------|--------------------|-------------------------------|---------------------------------|--------------------------------|
| 3" | 7/8" | 100 | Polyurethane HI-TECH | Delrin | 1.03370.91 | 3 ³ / ₄ | 2 ¹³ / ₁₆ | 11 ¹ / ₄ |
| | | 125 | Performa Rubber | Delrin | 1.03370.441 | 3 ³ / ₄ | 2 ¹³ / ₁₆ | 11 ¹ / ₄ |
| | | | Polyolefin | Delrin | 1.03370.53 | 3 ³ / ₄ | 2 ¹³ / ₁₆ | 11 ¹ / ₄ |
| 4" | 7/8" | 125 | Polyurethane HI-TECH | Delrin | 1.04370.91 | 4 ³ / ₄ | 3 ⁷ / ₁₆ | 11 ¹ / ₂ |
| | | 135 | Performa Rubber | Delrin | 1.04370.441 | 4 ³ / ₄ | 3 ⁷ / ₁₆ | 11 ¹ / ₂ |
| | | | Polyolefin | Delrin | 1.04370.53 | 4 ³ / ₄ | 3 ⁷ / ₁₆ | 11 ¹ / ₂ |
| 5" | 7/8" | 140 | Polyurethane HI-TECH | Delrin | 1.05370.91 | 5 ³ / ₄ | 4 ¹ / ₁₆ | 13 ³ / ₄ |
| | | 145 | Performa Rubber | Delrin | 1.05370.441 | 5 ³ / ₄ | 4 ¹ / ₁₆ | 13 ³ / ₄ |
| | | | Polyolefin | Delrin | 1.05370.53 | 5 ³ / ₄ | 4 ¹ / ₁₆ | 13 ³ / ₄ |

Caster Brake



Side Lock
(See page 14) Available on all models. Field installable (Specify **BRK3**).

Fork Option




NSF Listed
(See page 3) All models except thread guards (Specify **FSI**).

Wheel Option

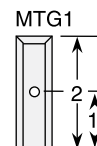
Thread Guards
(See page 114) Available on some models. Brake & NSF options cannot be used with thread guards (Specify **TG1** for metal or **TG2** for plastic).

Wheel Selection



Mounting Options

MTG1: Optional Square Stem: 2" long x 7/8" square with 1 mounting hole 17/64" diameter.



1

Series

- Small Top Plate Swivel and Rigid
- Capacity up to 75 lbs each

www.colsoncaster.com

Standard Features

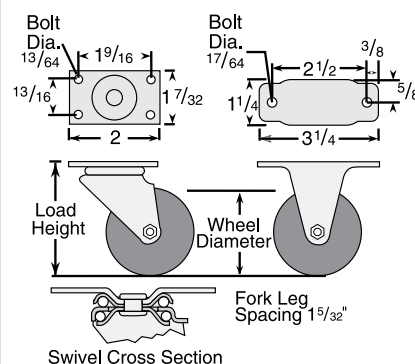
- Zinc plated finish is attractive and durable
- Full double ball hardened raceways for better performance and greater durability
- $\frac{5}{16}$ " shouldered axle with $\frac{1}{4}$ " nut
- "Colson 45" multi-temp grease lubricates in extreme hot and cold temperatures

Standard Mounting

- Rigid caster mounting holes do not match swivel



Standard Dimensions



Colson 1 Series Casters • Small Top Plate Swivel and Rigid • Capacity to 75 lbs each

| Wheel Dia. | Tread Width | Capacity Each (Pounds) | Wheel Descriptions | Wheel Bearing | Swivel Top Plate Caster Models | Rigid Top Plate Caster Models | Load Height | Swivel Radius | Weight (Pounds) |
|------------------|-----------------|------------------------|----------------------|---------------|--------------------------------|-------------------------------|-----------------|------------------|-----------------|
| $1\frac{5}{8}$ " | $\frac{7}{8}$ " | 60 | Performa Rubber | Delrin | 1.01666.441 | 1.01610.441 | $2\frac{9}{16}$ | $1\frac{3}{4}$ | $\frac{3}{8}$ |
| | | 75 | Polyolefin | Delrin | 1.01666.52 | 1.01610.52 | $2\frac{9}{16}$ | $1\frac{3}{4}$ | $\frac{3}{8}$ |
| 2" | $\frac{7}{8}$ " | 75 | Performa Rubber | Delrin | 1.02266.441 | 1.02210.441 | $2\frac{3}{4}$ | $1\frac{15}{16}$ | $\frac{1}{2}$ |
| | | | Polyolefin | Delrin | 1.02266.52 | 1.02210.52 | $2\frac{3}{4}$ | $1\frac{15}{16}$ | $\frac{1}{2}$ |
| | | | Cushion Rubber | Ball | 1.02266.45 | 1.02210.45 | $2\frac{3}{4}$ | $1\frac{15}{16}$ | $\frac{1}{2}$ |
| | | | Hard Rubber | Ball | 1.02266.55 | 1.02210.55 | $2\frac{3}{4}$ | $1\frac{15}{16}$ | $\frac{1}{2}$ |
| 3" | $\frac{7}{8}$ " | 75 | Performa Rubber | Delrin | 1.03066.441 | — | $3\frac{7}{8}$ | $2\frac{9}{16}$ | $\frac{3}{4}$ |
| | | | Polyurethane HI-TECH | Delrin | 1.03066.91 | — | $3\frac{7}{8}$ | $2\frac{9}{16}$ | $\frac{3}{4}$ |
| | | | Polyolefin | Delrin | 1.03066.53 | — | $3\frac{7}{8}$ | $2\frac{9}{16}$ | $\frac{3}{4}$ |

Caster Brake



Side Lock (See page 14)
Available on all 3" swivel models. Field installable (Specify **BRK3**).

Wheel Option

Thread Guards
(See page 114) Available on some models. Brake & NSF options cannot be used with thread guards (Specify **TG1** for metal or **TG2** for plastic).

Fork Option



NSF Listed
(See page 3) All models except thread guards (Specify **FSI**).

Wheel Selection



1

Series

- Top Plate Swivel and Rigid
- Capacity up to 75 lbs each

Standard Features

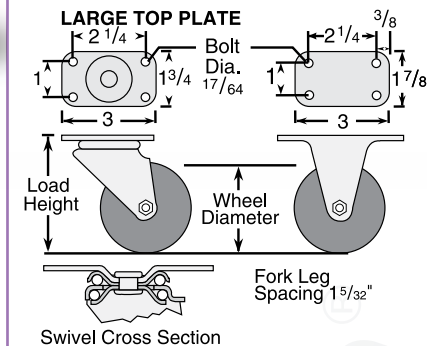
- Zinc plated finish is attractive and durable
- Full double ball hardened raceways for better performance and greater durability
- $\frac{5}{16}$ " shouldered axle with $\frac{1}{4}$ " nut
- "Colson 45" multi-temp grease lubricates in extreme hot and cold temperatures

Standard Mounting

- Rigid caster available with 3" diameter wheel only



Standard Dimensions



Colson 1 Series Casters • Top Plate Swivel and Rigid • Capacity to 75 lbs each

| Wheel Dia. | Tread Width | Capacity Each (Pounds) | Wheel Descriptions | Wheel Bearing | Swivel Top Plate Caster Models | Rigid Top Plate Caster Models | Load Height | Swivel Radius | Weight (Pounds) |
|-------------------|-----------------|------------------------|----------------------|---------------|--------------------------------|-------------------------------|------------------|-------------------|-----------------|
| 1 $\frac{5}{8}$ " | $\frac{7}{8}$ " | 60 | Performa Rubber | Delrin | 1.01656.441 | — | 2 $\frac{9}{16}$ | 1 $\frac{3}{4}$ | $\frac{1}{2}$ |
| | | 75 | Polyolefin | Delrin | 1.01656.52 | — | 2 $\frac{9}{16}$ | 1 $\frac{3}{4}$ | $\frac{1}{2}$ |
| 2" | $\frac{7}{8}$ " | 75 | Performa Rubber | Delrin | 1.02256.441 | — | 2 $\frac{3}{4}$ | 1 $\frac{15}{16}$ | $\frac{1}{2}$ |
| | | | Polyolefin | Delrin | 1.02256.52 | — | 2 $\frac{3}{4}$ | 1 $\frac{15}{16}$ | $\frac{1}{2}$ |
| | | | Cushion Rubber | Ball | 1.02256.45 | — | 2 $\frac{3}{4}$ | 1 $\frac{15}{16}$ | $\frac{5}{8}$ |
| | | | Hard Rubber | Ball | 1.02256.55 | — | 2 $\frac{3}{4}$ | 1 $\frac{15}{16}$ | $\frac{5}{8}$ |
| 3" | $\frac{7}{8}$ " | 75 | Performa Rubber | Delrin | 1.03056.441 | 1.03010.441 | 3 $\frac{7}{8}$ | 2 $\frac{9}{16}$ | $\frac{3}{4}$ |
| | | | Polyurethane HI-TECH | Delrin | 1.03056.91 | 1.03010.91 | 3 $\frac{7}{8}$ | 2 $\frac{9}{16}$ | $\frac{3}{4}$ |
| | | | Polyolefin | Delrin | 1.03056.53 | 1.03010.53 | 3 $\frac{7}{8}$ | 2 $\frac{9}{16}$ | $\frac{3}{4}$ |

Caster Brake



Side Lock

(See page 14) Available on all 3" swivel models. Field installable (Specify **BRK3**).

Fork Option



NSF Listed

(See page 3) All models except thread guards (Specify **FS1**).

Wheel Option

Thread Guards

(See page 114) Available on some models. Brake & NSF options cannot be used with thread guards (Specify **TG1** for metal or **TG2** for plastic).

Wheel Selection



31

L Series

Light Duty Casters

- Top Plate Swivel and Rigid
- Threaded Stem
- Grip Ring Stem
- Capacity up to 150 lbs each

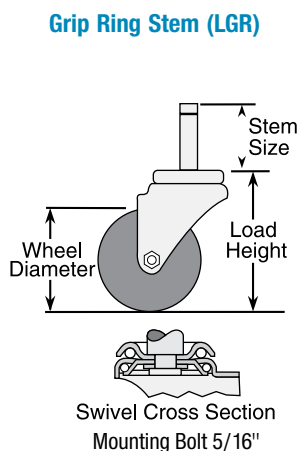
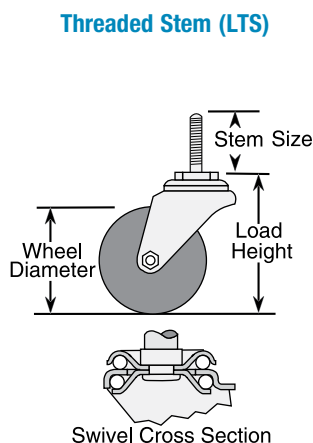
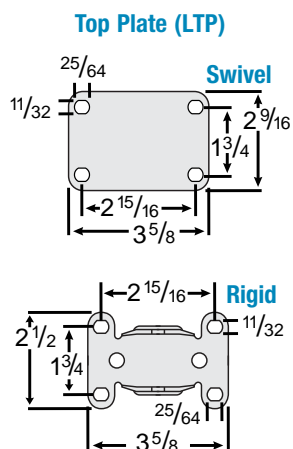
www.colsoncaster.com

Standard Features

- Zinc plated finish is attractive and durable
- Full double ball hardened raceways for better performance and greater durability
- Standard models feature riveted axle; brake models feature nut and bolt
- All models NSF approved and RoHS compliant



Standard Dimensions



Caster Brake



Side Lock
(See page 14) Available on LTS and LGR casters for 2" models only. Brake is not field installable. To order with caster, add "001" to the end of the part number (Example: LGR0251242001).



Top Lock
(See page 14) Available on 3", 4", and 5" models for all L Series products—LTP (Swivel Only), LGS and LGR casters. Brake is not field installable. To order with caster, add "001" to the end of the part number (Example: LGR3351242001).

Fork Option



NSF Listed
(See page 3) All models NSF approved.

Wheel Selection

Polyolefin

TPR





Colson L Series LTP Casters • Top Plate Swivel and Rigid • Capacity to 150 lbs

| Wheel Dia. | Tread Width | Capacity Each (Pounds) | Wheel Descriptions | Wheel Bearing | Swivel Top Plate Models | Rigid Top Plate Models | Load Height | Swivel Radius | Weight (Pounds) |
|------------|-------------|------------------------|--------------------|---------------|-------------------------|------------------------|-------------|---------------|-----------------|
| 3" | 13/16" | 90 | TPR | Plain | LTP3356142 | LTP3308142 | 3 3/4 | 2 3/4 | 3/4 |
| | | 110 | Polyolefin | Plain | LTP3356152 | LTP3308152 | 3 3/4 | 2 3/4 | 3/4 |
| 4" | 15/16" | 115 | TPR | Plain | LTP0456142 | LTP0408142 | 4 13/16 | 3 5/16 | 1 |
| | | 140 | Polyolefin | Plain | LTP0456152 | LTP0408152 | 4 13/16 | 3 5/16 | 1 |
| 5" | 15/16" | 125 | TPR | Plain | LTP0556142 | LTP0508142 | 5 13/16 | 3 5/16 | 1 1/4 |
| | | 150 | Polyolefin | Plain | LTP0556152 | LTP0508152 | 5 13/16 | 3 5/16 | 1 1/4 |



Colson L Series LTS Casters • Threaded Stem • Capacity to 150 lbs

| Wheel Dia. | Tread Width | Capacity Each (Pounds) | Wheel Descriptions | Wheel Bearing | Threaded Stem Caster Models | Load Height | Swivel Radius | Weight (Pounds) | Stem Size |
|------------|-------------|------------------------|--------------------|---------------|-----------------------------|-------------|---------------|-----------------|------------------------------|
| 2" | 3/4" | 80 | TPR | Plain | LTS0254542 | 2 17/32 | 1 13/16 | 1/4 | 3/8" dia. 16NC x 1 1/2" long |
| 3" | 13/16" | 90 | TPR | Plain | LTS3354542 | 3 1/2 | 2 19/32 | 3/4 | 3/8" dia. 16NC x 1 1/2" long |
| | | 110 | Polyolefin | Plain | LTS3354552 | 3 1/2 | 2 19/32 | 3/4 | |
| 4" | 15/16" | 115 | TPR | Plain | LTS0454342 | 4 11/16 | 3 9/32 | 1 | 1/2" dia. 13NC x 1 1/2" long |
| | | 140 | Polyolefin | Plain | LTS0454352 | 4 11/16 | 3 9/32 | 1 | |
| 5" | 15/16" | 125 | TPR | Plain | LTS0554342 | 5 23/32 | 3 3/4 | 1 1/4 | 1/2" dia. 13NC x 1 1/2" long |
| | | 150 | Polyolefin | Plain | LTS0554352 | 5 23/32 | 3 3/4 | 1 1/4 | |



Colson L Series LGR Casters • Grip Ring • Capacity to 150 lbs

| Wheel Dia. | Tread Width | Capacity Each (Pounds) | Wheel Descriptions | Wheel Bearing | Grip Ring Stem Caster Models | Load Height | Swivel Radius | Weight (Pounds) | Stem Size |
|------------|-------------|------------------------|--------------------|---------------|------------------------------|-------------|---------------|-----------------|----------------------------|
| 2" | 3/4" | 80 | TPR | Plain | LGR0251242 | 2 17/32 | 1 13/16 | 1/4 | 7/16" dia. x 1 3/8" long |
| 3" | 13/16" | 90 | TPR | Plain | LGR3351242 | 3 1/2 | 2 19/32 | 3/4 | 7/16" dia. x 1 3/8" long |
| | | 110 | Polyolefin | Plain | LGR3351252 | 3 1/2 | 2 19/32 | 3/4 | |
| 4" | 15/16" | 115 | TPR | Plain | LGR0451342 | 4 5/8 | 3 9/32 | 1 | 7/16" dia. x 1 17/32" long |
| | | 140 | Polyolefin | Plain | LGR0451352 | 4 5/8 | 3 9/32 | 1 | |
| 5" | 15/16" | 125 | TPR | Plain | LGR0551342 | 5 5/8 | 3 3/4 | 1 1/4 | 7/16" dia. x 1 17/32" long |
| | | 150 | Polyolefin | Plain | LGR0551352 | 5 5/8 | 3 3/4 | 1 1/4 | |

2

Series

- Pipe Thread Stem
- Capacity up to 325 lbs each

Standard Features

- Zinc plated finish is attractive and durable
- Full double ball hardened raceways for better performance and greater durability
- $\frac{3}{8}$ " hollow axle with lock nut
- Grease holes on wheel bearing for greater convenience
- "Colson 45" multi-temp grease lubricates in extreme hot and cold temperatures

Standard Mounting

- Fits Standard $\frac{3}{4}$ " Pipe Coupling
- The actual diameter of the threaded stem is approximately $1 \frac{1}{16}$ "
- The pipe thread stem screws directly into a standard pipe coupling for a rigid and permanent fit with full swivel action

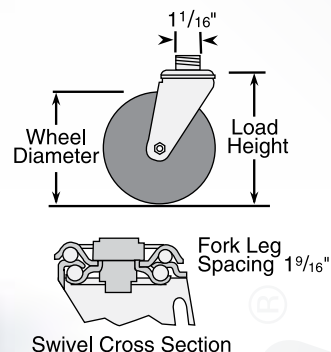
Easy Installation

- The $\frac{7}{16}$ " hex nut beneath the lower raceway makes it fast and easy to install these casters on a wide variety of equipment

www.colsoncaster.com



Standard Dimensions



Caster Brake



Top Lock
(See page 15) Available on all models with solid axle only. Field installable (Specify **BRK1**).



Total Lock
(See page 14) Locks wheel and swivel simultaneously. Fits $3 \frac{1}{2}$ ", 4" and 5" models. Field installable (Specify **BRK5**).

Fork Option

NSF

NSF Listed
(See page 3) All models except thread guards (Specify **FSI**).

Dust Cap
(See page 20) Specify **DC1**.

Axle/Nut Options
AX1 Zerk Axle (not available with top lock brake)
AX2 Solid Axle
NT1 Thick Lock Nut

Wheel Option

Thread Guards
(See page 114) Available on many models (Specify **TG1** for metal or **TG2** for plastic).

Wheel Selection



Colson 2 Series Casters • Pipe Thread Stem • Capacity to 325 lbs

| Wheel Dia. | Tread Width | Capacity Each (Pounds) | Wheel Descriptions | Wheel Bearing | Stem Caster Models | Load Height | Swivel Radius | Weight (Pounds) |
|------------|-------------|------------------------|------------------------------------|---------------|--------------------|-------------|---------------|-----------------|
| 2 1/2" | 1 1/4" | 125 | Performa Rubber (Conductive/Flat) | Ball | 2.02253.445 COND | 4 | 2 13/32 | 1 3/4 |
| | | 140 | Performa Rubber (Flat) | Delrin | 2.02253.441 | 4 | 2 13/32 | 1 3/4 |
| | | | Performa Rubber (Flat) | Ball | 2.02253.445 | 4 | 2 13/32 | 1 3/4 |
| | | 200 | Polyolefin | Delrin | 2.02253.53 | 4 | 2 13/32 | 1 3/4 |
| | | | Polyolefin | Ball | 2.02253.55 | 4 | 2 13/32 | 1 3/4 |
| | | 250 | Polyurethane HI-TECH | Delrin | 2.02253.91 | 4 | 2 13/32 | 1 1/2 |
| | | | Polyurethane HI-TECH | Ball | 2.02253.95 | 4 | 2 13/32 | 1 1/2 |
| | 1 7/16" | 300 | Cast Iron | Sleeve | 2.02253.12 | 4 | 2 13/32 | 2 1/8 |
| 3" | 1 1/4" | 150 | Rubber HI-TECH | Plain | 2.03353.42 | 4 1/4 | 2 21/32 | 2 |
| | | 200 | Polyurethane HI-TECH | Plain | 2.03353.92 | 4 1/4 | 2 21/32 | 2 |
| | | | Polyolefin | Delrin | 2.03353.52 | 4 1/4 | 2 21/32 | 2 |
| | 1 15/32" | 300 | Phenolic | Roller | 2.03353.309 | 4 1/4 | 2 21/32 | 2 3/4 |
| 3 1/2" | 1 5/16" | 210 | Performa Rubber (Conductive/Round) | Ball | 2.03253.565 COND | 4 13/16 | 2 29/32 | 2 1/4 |
| | | | Performa Rubber (Round) | Delrin | 2.03253.561 | 4 13/16 | 2 29/32 | 2 1/4 |
| | | | Performa Rubber (Round) | Ball | 2.03253.565 | 4 13/16 | 2 29/32 | 2 1/4 |
| | 1 1/4" | 225 | Performa Rubber (Conductive/Flat) | Ball | 2.03253.445 COND | 4 13/16 | 2 29/32 | 2 1/4 |
| | | | Polyolefin | Delrin | 2.03253.53 | 4 13/16 | 2 29/32 | 2 1/8 |
| | | | Polyolefin | Ball | 2.03253.55 | 4 13/16 | 2 29/32 | 2 1/8 |
| | | 250 | Performa Rubber (Flat) | Delrin | 2.03253.441 | 4 13/16 | 2 29/32 | 2 1/8 |
| | | | Performa Rubber (Flat) | Ball | 2.03253.445 | 4 13/16 | 2 29/32 | 2 1/8 |
| | | | Polyurethane HI-TECH | Delrin | 2.03253.91 | 4 13/16 | 2 29/32 | 1 3/4 |
| | | | Polyurethane HI-TECH | Ball | 2.03253.95 | 4 13/16 | 2 29/32 | 1 3/4 |
| | | 300 | Thermo | Plain | 2.03253.52 HT | 4 13/16 | 2 29/32 | 3 1/8 |
| | | | Cast Iron | Sleeve | 2.03253.12 | 4 13/16 | 2 29/32 | 3 |
| 4" | 1 1/4" | 250 | ThermoTech | Teflon | 2.04253.613 H | 5 1/4 | 3 7/32 | 3 |
| | | | Performa Rubber (Conductive/Flat) | Ball | 2.04253.445 COND | 5 1/4 | 3 7/32 | 2 1/4 |
| | | 275 | Polyolefin | Delrin | 2.04253.53 | 5 1/4 | 3 7/32 | 2 1/4 |
| | | | Polyolefin | Ball | 2.04253.55 | 5 1/4 | 3 7/32 | 2 1/4 |
| | | | Polyurethane HI-TECH | Delrin | 2.04253.91 | 5 1/4 | 3 7/32 | 2 |
| | | | Polyurethane HI-TECH | Ball | 2.04253.95 | 5 1/4 | 3 7/32 | 2 |
| | | 300 | Performa Rubber (Flat) | Delrin | 2.04253.441 | 5 1/4 | 3 7/32 | 2 1/4 |
| | | | Performa Rubber (Flat) | Ball | 2.04253.445 | 5 1/4 | 3 7/32 | 2 1/4 |
| | | | Thermo | Plain | 2.04253.52 HT | 5 1/4 | 3 7/32 | 3 1/4 |
| | | | Cast Iron | Sleeve | 2.04253.12 | 5 1/4 | 3 7/32 | 3 1/2 |
| 5" | 1 1/4" | 250 | ThermoTech | Teflon | 2.05253.613 H | 6 5/16 | 3 13/16 | 3 |
| | | | Performa Rubber (Conductive/Flat) | Ball | 2.05253.445 COND | 6 5/16 | 3 13/16 | 3 |
| | 1 5/16" | 250 | Performa Rubber (Conductive/Round) | Ball | 2.05253.565 COND | 6 5/16 | 3 13/16 | 3 |
| | | | Performa Rubber (Round) | Delrin | 2.05253.561 | 6 5/16 | 3 13/16 | 3 |
| | 1 1/4" | 300 | Performa Rubber (Round) | Ball | 2.05253.565 | 6 5/16 | 3 13/16 | 3 |
| | | | Polyolefin | Delrin | 2.05253.53 | 6 5/16 | 3 13/16 | 2 3/4 |
| | | | Polyolefin | Ball | 2.05253.55 | 6 5/16 | 3 13/16 | 2 3/4 |
| | | | Polyurethane HI-TECH | Delrin | 2.05253.91 | 6 5/16 | 3 13/16 | 2 1/2 |
| | | | Polyurethane HI-TECH | Ball | 2.05253.95 | 6 5/16 | 3 13/16 | 2 1/2 |
| | | | Cast Iron | Sleeve | 2.05253.12 | 6 5/16 | 3 13/16 | 3 3/4 |
| | | 325 | Performa Rubber (Flat) | Delrin | 2.05253.441 | 6 5/16 | 3 13/16 | 2 3/4 |
| | | | Performa Rubber (Flat) | Ball | 2.05253.445 | 6 5/16 | 3 13/16 | 2 3/4 |
| | | | Thermo | Plain | 2.05253.52 HT | 6 5/16 | 3 13/16 | 3 3/4 |

2

Series

- Expanding Adapter Stem
- Capacity up to 325 lbs each

www.colsoncaster.com

Standard Features

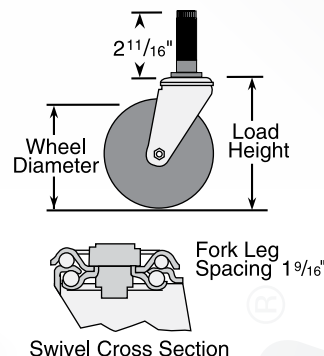
- Zinc plated finish is attractive and durable
- Full double ball hardened raceways for better performance and greater durability
- $\frac{3}{8}$ " hollow axle with lock nut
- Grease holes on wheel bearing for greater convenience
- "Colson 45" multi-temp grease lubricates in extreme hot and cold temperatures

Standard Mounting

- Turning of hex nut beneath lower raceway expands rubber adapter inside of round or square tubing for a tight, permanent fit
- To order, select caster model number and specify stem adapter size by code number from mounting option chart below



Standard Dimensions



Caster Brake



Top Lock
(See page 15) Available on all swivel models with solid axle only. Field installable (Specify **BRK1**).



Total Lock
(See page 14) Locks wheel and swivel simultaneously. Fits $3\frac{1}{2}$ ", 4" and 5" swivel models. Field installable (Specify **BRK5**).

Fork Option

NSF

NSF Listed
(See page 3) All models except thread guards and cast iron wheels (Specify **FSI**).

Swivel Dust Cap
(See page 20) Specify **DC1**.

Axle/Nut Options
AX1 Zerk Axle
AX2 Solid Axle
NT1 Thick Lock Nut (not available with top lock brake)

Mounting Options

(See page 115)

| Inside Diameter of Tube | Mounting Code Numbers | |
|---------------------------------------|-----------------------|---------------|
| | Round Tubing | Square Tubing |
| $\frac{3}{4}$ " - $\frac{13}{16}$ " | MTG40 | — |
| $\frac{7}{8}$ " - $\frac{15}{16}$ " | MTG41 | MTG51 |
| 1" - $1\frac{1}{16}$ " | MTG42 | MTG52 |
| $1\frac{1}{8}$ " - $1\frac{3}{16}$ " | MTG43 | MTG53 |
| $1\frac{1}{4}$ " - $1\frac{5}{16}$ " | MTG44 | MTG54 |
| $1\frac{3}{8}$ " - $1\frac{7}{16}$ " | MTG45 | MTG55 |
| $1\frac{1}{2}$ " - $1\frac{9}{16}$ " | MTG46 | — |
| $1\frac{5}{8}$ " - $1\frac{11}{16}$ " | MTG47 | — |

Stems are $2\frac{11}{16}$ " long. Stem size less adapter: $\frac{1}{2}$ "- 13UNC x $2\frac{11}{16}$ "

Wheel Option

Thread Guards
(See page 114) Available on many models. Specify **TG1** for metal or **TG2** for plastic.

Wheel Selection

Performa Flat Tread



Performa Round Tread



Polyolefin



Polyurethane HI-TECH



Cast Iron



Rubber HI-TECH



Phenolic



Colson 2 Series Casters • Expanding Adapter Stem • Capacity to 325 lbs

| Wheel Dia. | Tread Width | Capacity Each (Pounds) | Wheel Descriptions | Wheel Bearing | Stem Caster Models | Load Height | Swivel Radius | Weight (Pounds) |
|------------|-------------|------------------------|-------------------------|---------------|--------------------|-------------|---------------|-----------------|
| 2 1/2" | 1 1/4" | 140 | Performa Rubber (Flat) | Delrin | 2.02267.441 | 4 | 2 13/32 | 1 3/4 |
| | | | Performa Rubber (Flat) | Ball | 2.02267.445 | 4 | 2 13/32 | 1 3/4 |
| | | 200 | Polyolefin | Delrin | 2.02267.53 | 4 | 2 13/32 | 1 3/4 |
| | | | Polyolefin | Ball | 2.02267.55 | 4 | 2 13/32 | 1 3/4 |
| | | 250 | Polyurethane HI-TECH | Delrin | 2.02267.91 | 4 | 2 13/32 | 1 1/2 |
| | | | Polyurethane HI-TECH | Ball | 2.02267.95 | 4 | 2 13/32 | 1 1/2 |
| | 1 7/16" | 300 | Cast Iron | Sleeve | 2.02267.12 | 4 | 2 13/32 | 2 1/8 |
| | | 300 | Phenolic | Roller | 2.02267.319 | 4 | 2 13/32 | 1 3/4 |
| 3" | 1 1/4" | 150 | Rubber HI-TECH | Plain | 2.03367.42 | 4 1/4 | 2 21/32 | 2 |
| | | 200 | Polyurethane HI-TECH | Plain | 2.03367.92 | 4 1/4 | 2 21/32 | 2 |
| | | | Polyolefin | Delrin | 2.03367.52 | 4 1/4 | 2 21/32 | 2 |
| | 1 15/32" | 300 | Phenolic | Roller | 2.03367.309 | 4 1/4 | 2 21/32 | 2 3/4 |
| 3 1/2" | 1 5/16" | 210 | Performa Rubber (Round) | Delrin | 2.03267.561 | 4 9/16 | 2 29/32 | 2 1/4 |
| | | | Performa Rubber (Round) | Ball | 2.03267.565 | 4 9/16 | 2 29/32 | 2 1/4 |
| | 1 1/4" | 230 | Polyolefin | Delrin | 2.03267.53 | 4 9/16 | 2 29/32 | 2 1/8 |
| | | | Polyolefin | Ball | 2.03267.55 | 4 9/16 | 2 29/32 | 2 1/8 |
| | | 250 | Performa Rubber (Flat) | Delrin | 2.03267.441 | 4 9/16 | 2 29/32 | 2 1/8 |
| | | | Performa Rubber (Flat) | Ball | 2.03267.445 | 4 9/16 | 2 29/32 | 2 1/8 |
| | | | Polyurethane HI-TECH | Delrin | 2.03267.91 | 4 9/16 | 2 29/32 | 1 3/4 |
| | | | Polyurethane HI-TECH | Ball | 2.03267.95 | 4 9/16 | 2 29/32 | 1 3/4 |
| | | 300 | Cast Iron | Sleeve | 2.03267.12 | 4 9/16 | 2 29/32 | 3 |
| | | | | | | | | |
| 4" | 1 1/4" | 275 | Polyolefin | Delrin | 2.04267.53 | 5 1/4 | 3 7/32 | 2 1/4 |
| | | | Polyolefin | Ball | 2.04267.55 | 5 1/4 | 3 7/32 | 2 1/4 |
| | | | Polyurethane HI-TECH | Delrin | 2.04267.91 | 5 1/4 | 3 7/32 | 2 |
| | | 300 | Polyurethane HI-TECH | Ball | 2.04267.95 | 5 1/4 | 3 7/32 | 2 |
| | | | Performa Rubber (Flat) | Delrin | 2.04267.441 | 5 1/4 | 3 7/32 | 2 1/4 |
| | | | Performa Rubber (Flat) | Ball | 2.04267.445 | 5 1/4 | 3 7/32 | 2 1/4 |
| | | | Cast Iron | Sleeve | 2.04267.12 | 5 1/4 | 3 7/32 | 3 1/2 |
| | | | | | | | | |
| 5" | 1 5/16" | 250 | Performa Rubber (Round) | Delrin | 2.05267.561 | 6 5/16 | 3 13/16 | 3 |
| | | | Performa Rubber (Round) | Ball | 2.05267.565 | 6 5/16 | 3 13/16 | 3 |
| | 1 1/4" | 300 | Polyolefin | Delrin | 2.05267.53 | 6 5/16 | 3 13/16 | 2 3/4 |
| | | | Polyolefin | Ball | 2.05267.55 | 6 5/16 | 3 13/16 | 2 3/4 |
| | | | Polyurethane HI-TECH | Delrin | 2.05267.91 | 6 5/16 | 3 13/16 | 2 1/2 |
| | | | Polyurethane HI-TECH | Ball | 2.05267.95 | 6 5/16 | 3 13/16 | 2 1/2 |
| | | | Cast Iron | Sleeve | 2.05267.12 | 6 5/16 | 3 13/16 | 3 3/4 |
| | | 325 | Performa Rubber (Flat) | Delrin | 2.05267.441 | 6 5/16 | 3 13/16 | 2 3/4 |
| | | | Performa Rubber (Flat) | Ball | 2.05267.445 | 6 5/16 | 3 13/16 | 2 3/4 |
| | | | | | | | | |
| | | | | | | | | |
| | | | | | | | | |

2

Series

- Grip Ring Stem
- Capacity up to 325 lbs each

www.colsoncaster.com

Standard Features

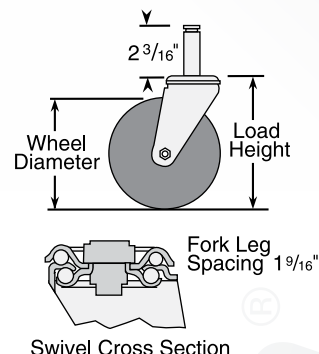
- Zinc plated finish is attractive and durable
- Full double ball hardened raceways for better performance and greater durability
- $\frac{3}{8}$ " hollow axle with lock nut
- Grease holes on wheel bearing for greater convenience
- "Colson 45" multi-temp grease lubricates in extreme hot and cold temperatures

Standard Mounting

- Standard grip ring stem is $2\frac{3}{16}$ " long with $\frac{5}{8}$ " diameter
- Stem features spring grip at top to hold caster securely in tubing
- Assures tight fit and easy swivel action



Standard Dimensions



Caster Brake



Top Lock
(See page 15) Available on all swivel models with solid axle only. Field installable (Specify **BRK1**).



Total Lock
(See page 14) Locks wheel and swivel simultaneously. Fits $3\frac{1}{2}$ ", 4" and 5" swivel models. Field installable.

Note: When mounted in tubing, brake will function as wheel brake only. (Specify **BRK5**).

Fork Option

NSF

NSF Listed
(See page 3) All models except thread guards and cast iron wheels (Specify **FSI**).

Swivel Dust Cap
(See page 20) Specify **DC1**.

Axle/Nut Options

AX1 Zerk Axle (not available with top lock brake)

AX2 Solid Axle

NT1 Thick Lock Nut

Wheel Option

Thread Guards
(See page 114) Available on many models. Specify **TG1** for metal or **TG2** for plastic.

Wheel Selection

Performa Flat Tread



Performa Round Tread



Performa Conductive Flat



Performa Conductive Round



Polyolefin



Thermo



ThermoTech



Polyurethane HI-TECH



Cast Iron



Rubber HI-TECH



Phenolic



Colson 2 Series Casters • Grip Ring Stem • Capacity to 325 lbs

| Wheel Dia. | Tread Width | Capacity Each (Pounds) | Wheel Descriptions | Wheel Bearing | Stem Caster Models | Load Height | Swivel Radius | Weight (Pounds) |
|------------|-------------|------------------------|------------------------------------|---------------|--------------------|-------------|---------------|-----------------|
| 2 1/2" | 1 1/4" | 125 | Performa Rubber (Conductive/Flat) | Ball | 2.02251.445 COND | 3 3/4 | 2 13/32 | 1 3/4 |
| | | 140 | Performa Rubber (Flat) | Delrin | 2.02251.441 | 3 3/4 | 2 13/32 | 1 3/4 |
| | | | Performa Rubber (Flat) | Ball | 2.02251.445 | 3 3/4 | 2 13/32 | 1 3/4 |
| | | 200 | Polyolefin | Delrin | 2.02251.53 | 3 3/4 | 2 13/32 | 1 3/4 |
| | | | Polyolefin | Ball | 2.02251.55 | 3 3/4 | 2 13/32 | 1 3/4 |
| | | 250 | Polyurethane HI-TECH | Delrin | 2.02251.91 | 3 3/4 | 2 13/32 | 1 1/2 |
| | | | Polyurethane HI-TECH | Ball | 2.02251.95 | 3 3/4 | 2 13/32 | 1 1/2 |
| | 1 7/16" | 300 | Cast Iron | Sleeve | 2.02251.12 | 3 3/4 | 2 13/32 | 2 1/8 |
| 3" | 1 1/4" | 150 | Rubber HI-TECH | Plain | 2.03351.42 | 4 | 2 21/32 | 2 |
| | | 200 | Polyurethane HI-TECH | Plain | 2.03351.92 | 4 | 2 21/32 | 2 |
| | | | Polyolefin | Delrin | 2.03351.52 | 4 | 2 21/32 | 2 |
| | 1 15/32" | 300 | Phenolic | Roller | 2.03351.309 | 4 | 2 21/32 | 2 3/4 |
| 3 1/2" | 1 5/16" | 210 | Performa Rubber (Conductive/Round) | Ball | 2.03251.565 COND | 4 9/16 | 2 29/32 | 2 1/4 |
| | | | Performa Rubber (Round) | Delrin | 2.03251.561 | 4 9/16 | 2 29/32 | 2 1/4 |
| | | | Performa Rubber (Round) | Ball | 2.03251.565 | 4 9/16 | 2 29/32 | 2 1/4 |
| | 1 1/4" | 225 | Performa Rubber (Conductive/Flat) | Ball | 2.03251.445 COND | 4 9/16 | 2 29/32 | 2 |
| | | | Polyolefin | Delrin | 2.03251.53 | 4 9/16 | 2 29/32 | 2 1/8 |
| | | | Polyolefin | Ball | 2.03251.55 | 4 9/16 | 2 29/32 | 2 1/8 |
| | | 250 | Performa Rubber (Flat) | Delrin | 2.03251.441 | 4 9/16 | 2 29/32 | 2 1/8 |
| | | | Performa Rubber (Flat) | Ball | 2.03251.445 | 4 9/16 | 2 29/32 | 2 1/8 |
| | | | Polyurethane HI-TECH | Delrin | 2.03251.91 | 4 9/16 | 2 29/32 | 1 3/4 |
| | | | Polyurethane HI-TECH | Ball | 2.03251.95 | 4 9/16 | 2 29/32 | 1 3/4 |
| | | 300 | Thermo | Plain | 2.03251.52 HT | 4 9/16 | 2 29/32 | 2 7/8 |
| | | | Cast Iron | Sleeve | 2.03251.12 | 4 9/16 | 2 29/32 | 3 |
| 4" | 1 1/4" | 250 | ThermoTech | Teflon | 2.04251.613 H | 5 | 3 7/32 | 3 |
| | | | Performa Rubber (Conductive/Flat) | Ball | 2.04251.445 COND | 5 | 3 7/32 | 2 1/4 |
| | | 275 | Polyolefin | Delrin | 2.04251.53 | 5 | 3 7/32 | 2 1/4 |
| | | | Polyolefin | Ball | 2.04251.55 | 5 | 3 7/32 | 2 1/4 |
| | | | Polyurethane HI-TECH | Delrin | 2.04251.91 | 5 | 3 7/32 | 2 |
| | | | Polyurethane HI-TECH | Ball | 2.04251.95 | 5 | 3 7/32 | 2 |
| | | 300 | Performa Rubber (Flat) | Delrin | 2.04251.441 | 5 | 3 7/32 | 2 1/4 |
| | | | Performa Rubber (Flat) | Ball | 2.04251.445 | 5 | 3 7/32 | 2 1/4 |
| | | | Thermo | Plain | 2.04251.52 HT | 5 | 3 7/32 | 3 1/8 |
| | | | Cast Iron | Sleeve | 2.04251.12 | 5 | 3 7/32 | 3 1/2 |
| 5" | 1 1/4" | 250 | ThermoTech | Teflon | 2.05251.613 H | 6 1/16 | 3 13/16 | 3 |
| | | | Performa Rubber (Conductive/Flat) | Ball | 2.05251.445 COND | 6 1/16 | 3 13/16 | 3 |
| | 1 5/16" | 250 | Performa Rubber (Conductive/Round) | Ball | 2.05251.565 COND | 6 1/16 | 3 13/16 | 3 |
| | | | Performa Rubber (Round) | Delrin | 2.05251.561 | 6 1/16 | 3 13/16 | 3 |
| | | | Performa Rubber (Round) | Ball | 2.05251.565 | 6 1/16 | 3 13/16 | 3 |
| | 1 1/4" | 300 | Polyolefin | Delrin | 2.05251.53 | 6 1/16 | 3 13/16 | 2 3/4 |
| | | | Polyolefin | Ball | 2.05251.55 | 6 1/16 | 3 13/16 | 2 3/4 |
| | | | Polyurethane HI-TECH | Delrin | 2.05251.91 | 6 1/16 | 3 13/16 | 2 1/2 |
| | | | Polyurethane HI-TECH | Ball | 2.05251.95 | 6 1/16 | 3 13/16 | 2 1/2 |
| | | 325 | Cast Iron | Sleeve | 2.05251.12 | 6 1/16 | 3 13/16 | 3 3/4 |
| | | | Performa Rubber (Flat) | Delrin | 2.05251.441 | 6 1/16 | 3 13/16 | 2 3/4 |
| | | | Performa Rubber (Flat) | Ball | 2.05251.445 | 6 1/16 | 3 13/16 | 2 3/4 |
| | | | Thermo | Plain | 2.05251.52 HT | 6 1/16 | 3 13/16 | 3 1/2 |

2

Series

- Straight Thread Stem
- Capacity up to 325 lbs each

www.colsoncaster.com

Standard Features

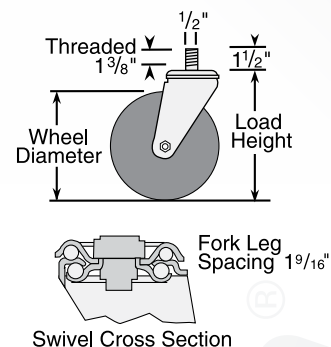
- Zinc plated finish is attractive and durable
- Full double ball hardened raceways for better performance and greater durability
- $\frac{3}{8}$ " hollow axle with lock nut
- Grease holes on wheel bearing for greater convenience
- "Colson 45" multi-temp grease lubricates in extreme hot and cold temperatures

Standard Mounting

- MTG 53: $\frac{1}{2}$ " diameter – 13UNC X $1\frac{1}{2}$ " long, threaded $1\frac{3}{8}$ "
- Easy Installation: The $\frac{7}{16}$ " hex nut beneath the lower raceway makes it fast and easy to install these casters on a wide variety of equipment



Standard Dimensions



Caster Brake



Top Lock
(See page 15) Available on all swivel models with solid axle only. Field installable (Specify **BRK1**).



Total Lock
(See page 14) Locks wheel and swivel simultaneously. Fits $3\frac{1}{2}$ ", 4" and 5" swivel models. Field installable (Specify **BRK5**).

Fork Option



NSF Listed
(See page 3) All models except thread guards and cast iron wheels (Specify **FSI**).

Swivel Dust Cap
(See page 20) Specify **DC1**.

Axle/Nut Options

AX1 Zerk Axle (not available with top lock brake)


AX2 Solid Axle

NT1 Thick Lock Nut

Wheel Option

Thread Guards
(See page 114) Available on many models. Specify **TG1** for metal or **TG2** for plastic.

Wheel Selection



Mounting Options

- MTG10:** $\frac{1}{2}$ " 13UNC x $\frac{3}{4}$ " long threaded
- MTG11:** $\frac{1}{2}$ " 13UNC x 1" long threaded
- MTG12:** $\frac{1}{2}$ " 20UNF x $\frac{3}{4}$ " long threaded
- MTG13:** $\frac{5}{8}$ " 11UNC x $1\frac{3}{4}$ " long threaded
- MTG14:** $\frac{5}{8}$ " 18UNF x $1\frac{3}{4}$ " long threaded
- MTG15:** $\frac{3}{4}$ " 10UNC x $1\frac{3}{4}$ " long threaded
- MTG50:** $\frac{1}{2}$ " 20UNF x $1\frac{1}{2}$ " long threaded

IMPORTANT: If caster stem is to be screwed into customer equipment, the customer must add a washer to the stem that will cover the incomplete threads and support the upper race. The stem shoulder must fit tightly against the customer equipment.

Colson 2 Series Casters • Straight Thread Stem • Capacity to 325 lbs

| Wheel Dia. | Tread Width | Capacity Each (Pounds) | Wheel Descriptions | Wheel Bearing | Stem Caster Models | Load Height | Swivel Radius | Weight (Pounds) |
|------------|-------------|------------------------|------------------------------------|---------------|--------------------|-------------|---------------|-----------------|
| 2 1/2" | 1 1/4" | 125 | Performa Rubber (Conductive/Flat) | Ball | 2.02254.445 COND | 3 3/4 | 2 13/32 | 1 3/4 |
| | | 140 | Performa Rubber (Flat) | Delrin | 2.02254.441 | 3 3/4 | 2 13/32 | 1 3/4 |
| | | | Performa Rubber (Flat) | Ball | 2.02254.445 | 3 3/4 | 2 13/32 | 1 3/4 |
| | | 200 | Polyolefin | Delrin | 2.02254.53 | 3 3/4 | 2 13/32 | 1 3/4 |
| | | | Polyolefin | Ball | 2.02254.55 | 3 3/4 | 2 13/32 | 1 3/4 |
| | | 250 | Polyurethane HI-TECH | Delrin | 2.02254.91 | 3 3/4 | 2 13/32 | 1 1/2 |
| | | | Polyurethane HI-TECH | Ball | 2.02254.95 | 3 3/4 | 2 13/32 | 1 1/2 |
| | 1 7/16" | 300 | Cast Iron | Sleeve | 2.02254.12 | 3 3/4 | 2 13/32 | 2 1/8 |
| | | 300 | Phenolic | Roller | 2.02254.319 | 3 3/4 | 2 13/32 | 1 3/4 |
| 3" | 1 1/4" | 150 | Rubber HI-TECH | Plain | 2.03354.42 | 4 | 2 21/32 | 2 |
| | | 200 | Polyurethane HI-TECH | Plain | 2.03354.92 | 4 | 2 21/32 | 2 |
| | | | Polyolefin | Delrin | 2.03354.52 | 4 | 2 21/32 | 2 |
| | 1 15/32" | 300 | Phenolic | Roller | 2.03354.309 | 4 | 2 21/32 | 2 3/4 |
| 3 1/2" | 1 5/16" | 210 | Performa Rubber (Conductive/Round) | Ball | 2.03254.565 COND | 4 9/16 | 2 29/32 | 2 1/4 |
| | | | Performa Rubber (Round) | Delrin | 2.03254.561 | 4 9/16 | 2 29/32 | 2 1/4 |
| | | | Performa Rubber (Round) | Ball | 2.03254.565 | 4 9/16 | 2 29/32 | 2 1/4 |
| | 1 1/4" | 225 | Performa Rubber (Conductive/Flat) | Ball | 2.03254.445 COND | 4 9/16 | 2 29/32 | 2 |
| | | | Polyolefin | Delrin | 2.03254.53 | 4 9/16 | 2 29/32 | 2 1/8 |
| | | | Polyolefin | Ball | 2.03254.55 | 4 9/16 | 2 29/32 | 2 1/8 |
| | | 250 | Performa Rubber (Flat tread) | Delrin | 2.03254.441 | 4 9/16 | 2 29/32 | 2 1/8 |
| | | | Performa Rubber (Flat tread) | Ball | 2.03254.445 | 4 9/16 | 2 29/32 | 2 1/8 |
| | | | Polyurethane HI-TECH | Delrin | 2.03254.91 | 4 9/16 | 2 29/32 | 1 3/4 |
| | | | Polyurethane HI-TECH | Ball | 2.03254.95 | 4 9/16 | 2 29/32 | 1 3/4 |
| | | 300 | Thermo | Plain | 2.03254.52 HT | 4 9/16 | 2 29/32 | 3 1/8 |
| | | | Cast Iron | Sleeve | 2.03254.12 | 4 9/16 | 2 29/32 | 3 |
| 4" | 1 1/4" | 250 | ThermoTech | Teflon | 2.04254.613 H | 5 | 3 7/32 | 3 |
| | | | Performa Rubber (Conductive/Flat) | Ball | 2.04254.445 COND | 5 | 3 7/32 | 2 1/4 |
| | | 275 | Polyolefin | Delrin | 2.04254.53 | 5 | 3 7/32 | 2 1/4 |
| | | | Polyolefin | Ball | 2.04254.55 | 5 | 3 7/32 | 2 1/4 |
| | | | Polyurethane HI-TECH | Delrin | 2.04254.91 | 5 | 3 7/32 | 2 |
| | | | Polyurethane HI-TECH | Ball | 2.04254.95 | 5 | 3 7/32 | 2 |
| | | 300 | Performa Rubber (Flat) | Delrin | 2.04254.441 | 5 | 3 7/32 | 2 1/4 |
| | | | Performa Rubber (Flat) | Ball | 2.04254.445 | 5 | 3 7/32 | 2 1/4 |
| | | | Thermo | Plain | 2.04254.52 HT | 5 | 3 7/32 | 3 1/4 |
| | | | Cast Iron | Sleeve | 2.04254.12 | 5 | 3 7/32 | 3 1/2 |
| 5" | 1 1/4" | 250 | ThermoTech | Teflon | 2.05254.613 H | 6 1/16 | 3 13/16 | 3 |
| | | | Performa Rubber (Conductive/Flat) | Ball | 2.05254.445 COND | 6 1/16 | 3 13/16 | 3 |
| | 1 5/16" | 250 | Performa Rubber (Conductive/Round) | Ball | 2.05254.565 COND | 6 1/16 | 3 13/16 | 3 |
| | | | Performa Rubber (Round) | Delrin | 2.05254.561 | 6 1/16 | 3 13/16 | 3 |
| | | | Performa Rubber (Round) | Ball | 2.05254.565 | 6 1/16 | 3 13/16 | 3 |
| | 1 1/4" | 300 | Polyolefin | Delrin | 2.05254.53 | 6 1/16 | 3 13/16 | 2 3/4 |
| | | | Polyolefin | Ball | 2.05254.55 | 6 1/16 | 3 13/16 | 2 3/4 |
| | | | Polyurethane HI-TECH | Delrin | 2.05254.91 | 6 1/16 | 3 13/16 | 2 1/2 |
| | | | Polyurethane HI-TECH | Ball | 2.05254.95 | 6 1/16 | 3 13/16 | 2 1/2 |
| | | 325 | Cast Iron | Sleeve | 2.05254.12 | 6 1/16 | 3 13/16 | 3 3/4 |
| | | | Performa Rubber (Flat) | Delrin | 2.05254.441 | 6 1/16 | 3 13/16 | 2 3/4 |
| | | | Performa Rubber (Flat) | Ball | 2.05254.445 | 6 1/16 | 3 13/16 | 2 3/4 |
| | | | Thermo | Plain | 2.05254.52 HT | 6 1/16 | 3 13/16 | 3 3/4 |

2

Series

- Square Stem Swivel & Rigid
- Capacity up to 325 lbs each

www.colsoncaster.com



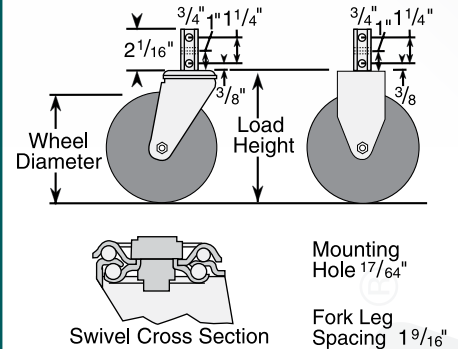
Standard Features

- Zinc plated finish is attractive and durable
- Full double ball hardened raceways for better performance and greater durability
- 3/8" hollow axle with lock nut
- Grease holes on wheel bearing for greater convenience
- "Colson 45" multi-temp grease lubricates in extreme hot and cold temperatures

Standard Mounting

- 2 1/16" long x 3/4" square with 3 mounting holes 17/64" diameter
- Designed for easy installation on the inside of angle iron legs or against flat surfaces
- Stems may be bolted or riveted against any flat vertical surface

Standard Dimensions



Caster Brake



Top Lock
(See page 15) Available on all swivel models with solid axle only. Field installable (Specify **BRK1**).



Total Lock
(See page 14) Locks wheel and swivel simultaneously. Fits 3 1/2", 4" and 5" swivel models. Field installable (Specify **BRK5**).

Fork Option



NSF Listed
(See page 3) All models except thread guards and cast iron wheels (Specify **FSI**).


Swivel Dust Cap
(See page 20) Specify **DC1**.

Axle/Nut Options
AX1 Zerk Axle (not available with top lock brake)
AX2 Solid Axle
NT1 Thick Lock Nut

Wheel Option

Thread Guards
(See page 114) Available on many models. Specify **TG1** for metal or **TG2** for plastic.

Wheel Selection



Mounting Options

MTG1: Square Stem 2 1/16" long x 7/8" square with 1 mounting hole 17/64" diameter.

MTG3: Octagon Stem 2 1/16" long x 3/4" octagon with 3 mounting holes 17/64" diameter.

Colson 2 Series Casters • Square Stem Swivel & Rigid • Capacity to 325 lbs

| Wheel Dia. | Tread Width | Capacity Each (Pounds) | Wheel Descriptions | Wheel Bearing | Swivel Stem Caster Models | Rigid Stem Caster Models | Load Height | Swivel Radius | Weight (Pounds) |
|------------|-------------|------------------------|------------------------------------|---------------|---------------------------|--------------------------|-------------|---------------|-----------------|
| 2 1/2" | 1 1/4" | 125 | Performa Rubber (Conductive/Flat) | Ball | 2.02270.445 COND | — | 3 3/4 | 2 13/32 | 1 5/8 |
| | | 140 | Performa Rubber (Flat) | Delrin | 2.02270.441 | — | 3 3/4 | 2 13/32 | 1 5/8 |
| | | | Performa Rubber (Flat) | Ball | 2.02270.445 | — | 3 3/4 | 2 13/32 | 1 5/8 |
| | | 200 | Polyolefin | Delrin | 2.02270.53 | — | 3 3/4 | 2 13/32 | 1 5/8 |
| | | | Polyolefin | Ball | 2.02270.55 | — | 3 3/4 | 2 13/32 | 1 5/8 |
| | | 250 | Polyurethane HI-TECH | Delrin | 2.02270.91 | — | 3 3/4 | 2 13/32 | 1 5/8 |
| | | | Polyurethane HI-TECH | Ball | 2.02270.95 | — | 3 3/4 | 2 13/32 | 1 5/8 |
| | 1 7/16" | 300 | Cast Iron | Sleeve | 2.02270.12 | — | 3 3/4 | 2 13/32 | 2 |
| 3" | 1 1/4" | 150 | Rubber HI-TECH | Plain | 2.03370.42 | — | 4 | 2 21/32 | 2 |
| | | 200 | Polyurethane HI-TECH | Plain | 2.03370.92 | — | 4 | 2 21/32 | 2 |
| | | | Polyolefin | Delrin | 2.03370.52 | — | 4 | 2 21/32 | 2 |
| | 1 15/32" | 300 | Phenolic | Roller | 2.03370.309 | — | 4 | 2 21/32 | 2 3/4 |
| 3 1/2" | 1 5/16" | 210 | Performa Rubber (Conductive/Round) | Ball | 2.03270.565 COND | — | 4 9/16 | 2 29/32 | 2 1/4 |
| | | | Performa Rubber (Round) | Delrin | 2.03270.561 | — | 4 9/16 | 2 29/32 | 2 1/4 |
| | | | Performa Rubber (Round) | Ball | 2.03270.565 | — | 4 9/16 | 2 29/32 | 2 1/4 |
| | 1 1/4" | 225 | Performa Rubber (Conductive/Flat) | Ball | 2.03270.445 COND | — | 4 9/16 | 2 29/32 | 2 |
| | | | Polyolefin | Delrin | 2.03270.53 | — | 4 9/16 | 2 29/32 | 1 7/8 |
| | | 230 | Polyolefin | Ball | 2.03270.55 | — | 4 9/16 | 2 29/32 | 1 7/8 |
| | | | Performa Rubber (Flat) | Delrin | 2.03270.441 | — | 4 9/16 | 2 29/32 | 2 |
| | | 250 | Performa Rubber (Flat) | Ball | 2.03270.445 | — | 4 9/16 | 2 29/32 | 2 |
| | | | Polyurethane HI-TECH | Delrin | 2.03270.91 | — | 4 9/16 | 2 29/32 | 2 7/8 |
| | | | Polyurethane HI-TECH | Ball | 2.03270.95 | — | 4 9/16 | 2 29/32 | 2 7/8 |
| | | 300 | Thermo | Plain | 2.03270.52 HT | — | 4 9/16 | 2 29/32 | 2 7/8 |
| | | | Cast Iron | Sleeve | 2.03270.12 | — | 4 9/16 | 2 29/32 | 3 |
| 4" | 1 1/4" | 250 | ThermoTech | Teflon | 2.04270.613 H | — | 5 | 3 7/32 | 3 |
| | | | Performa Rubber (Conductive/Flat) | Ball | 2.04270.445 COND | — | 5 | 3 7/32 | 2 1/4 |
| | | 275 | Polyolefin | Delrin | 2.04270.53 | — | 5 | 3 7/32 | 2 1/8 |
| | | | Polyolefin | Ball | 2.04270.55 | — | 5 | 3 7/32 | 2 1/8 |
| | | | Polyurethane HI-TECH | Delrin | 2.04270.91 | — | 5 | 3 7/32 | 2 1/8 |
| | | | Polyurethane HI-TECH | Ball | 2.04270.95 | — | 5 | 3 7/32 | 2 1/8 |
| | | 300 | Performa Rubber (Flat) | Delrin | 2.04270.441 | — | 5 | 3 7/32 | 2 1/4 |
| | | | Performa Rubber (Flat) | Ball | 2.04270.445 | — | 5 | 3 7/32 | 2 1/4 |
| | | | Thermo | Plain | 2.04270.52 HT | — | 5 | 3 7/32 | 3 1/8 |
| | | | Cast Iron | Sleeve | 2.04270.12 | — | 5 | 3 7/32 | 3 3/8 |
| 5" | 1 1/4" | 250 | ThermoTech | Teflon | 2.05270.613 H | 2.05280.613 H | 6 1/16 | 3 13/16 | 3 |
| | | | Performa Rubber (Conductive/Flat) | Ball | 2.05270.445 COND | 2.05280.445 COND | 6 1/16 | 3 13/16 | 3 |
| | 1 5/16" | 250 | Performa Rubber (Conductive/Round) | Ball | 2.05270.565 COND | 2.05280.565 COND | 6 1/16 | 3 13/16 | 3 |
| | | | Performa Rubber (Round) | Delrin | 2.05270.561 | 2.05280.561 | 6 1/16 | 3 13/16 | 3 |
| | | | Performa Rubber (Round) | Ball | 2.05270.565 | 2.05280.565 | 6 1/16 | 3 13/16 | 3 |
| | 1 1/4" | 300 | Polyolefin | Delrin | 2.05270.53 | 2.05280.53 | 6 1/16 | 3 13/16 | 2 1/2 |
| | | | Polyolefin | Ball | 2.05270.55 | 2.05280.55 | 6 1/16 | 3 13/16 | 2 1/2 |
| | | | Polyurethane HI-TECH | Delrin | 2.05270.91 | 2.05280.91 | 6 1/16 | 3 13/16 | 2 1/2 |
| | | | Polyurethane HI-TECH | Ball | 2.05270.95 | 2.05280.95 | 6 1/16 | 3 13/16 | 2 1/2 |
| | | 325 | Cast Iron | Sleeve | 2.05270.12 | 2.05280.12 | 6 1/16 | 3 13/16 | 3 3/4 |
| | | | Performa Rubber (Flat) | Delrin | 2.05270.441 | 2.05280.441 | 6 1/16 | 3 13/16 | 2 3/4 |
| | | | Performa Rubber (Flat) | Ball | 2.05270.445 | 2.05280.445 | 6 1/16 | 3 13/16 | 2 3/4 |
| | | | Thermo | Plain | 2.05270.52 HT | 2.05280.52 HT | 6 1/16 | 3 13/16 | 3 1/2 |

2

Series

- Modular Stem
- Capacity up to 325 lbs each

www.colsoncaster.com



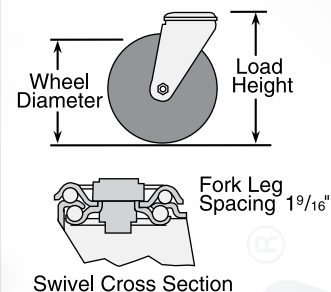
Standard Features

- Zinc plated finish is attractive and durable
- Full double ball hardened raceways for better performance and greater durability
- $\frac{3}{8}$ " hollow axle with lock nut
- Grease holes on wheel bearing for greater convenience
- "Colson 45" multi-temp grease lubricates in extreme hot and cold temperatures

Standard Mounting

- Colson modular stem casters feature a $\frac{1}{2}$ " hollow rivet which will accept a wide variety of mounting stems (even a standard $\frac{1}{2}$ " bolt will work)
- You can supply the mounting fasteners or stems – we supply the casters

Standard Dimensions



Caster Brake



Top Lock
(See page 15) Available on all swivel models with solid axle only. Field installable (Specify **BRK1**).



Total Lock
(See page 14) Locks wheel and swivel simultaneously. Fits 3 $\frac{1}{2}$ ", 4" and 5" swivel models. Field installable (Specify **BRK5**).

Fork Option



NSF Listed
(See page 3) All models except thread guards and cast iron wheels (Specify **FS1**).

Swivel Dust Cap
(See page 20) Specify **DC1**.

Axle/Nut Options
AX1 Zerk Axle (not available with top lock brake)
AX2 Solid Axle
NT1 Thick Lock Nut

Wheel Option

Thread Guards
(See page 114) Available on many models. Specify **TG1** for metal or **TG2** for plastic.

Wheel Selection

Performa Flat Tread



Performa Round Tread



Performa Conductive Flat



Performa Conductive Round



Polyolefin



Thermo



ThermoTech



Polyurethane HI-TECH



Cast Iron



Rubber HI-TECH



Phenolic



Colson 2 Series Casters • Modular Stem • Capacity to 325 lbs

| Wheel Dia. | Tread Width | Capacity Each (Pounds) | Wheel Descriptions | Wheel Bearing | Stem Caster Models | Load Height | Swivel Radius | Weight (Pounds) |
|------------|-------------|------------------------|------------------------------------|---------------|--------------------|-------------|---------------|-----------------|
| 2 1/2" | 1 1/4" | 125 | Performa Rubber (Conductive/Flat) | Ball | 2.02250.445 COND | 3 3/4 | 2 13/32 | 1 1/2 |
| | | 140 | Performa Rubber (Flat) | Delrin | 2.02250.441 | 3 3/4 | 2 13/32 | 1 1/2 |
| | | | Performa Rubber (Flat) | Ball | 2.02250.445 | 3 3/4 | 2 13/32 | 1 1/2 |
| | | 200 | Polyolefin | Delrin | 2.02250.53 | 3 3/4 | 2 13/32 | 1 1/2 |
| | | | Polyolefin | Ball | 2.02250.55 | 3 3/4 | 2 13/32 | 1 1/2 |
| | | 250 | Polyurethane HI-TECH | Delrin | 2.02250.91 | 3 3/4 | 2 13/32 | 1 1/4 |
| | | | Polyurethane HI-TECH | Ball | 2.02250.95 | 3 3/4 | 2 13/32 | 1 1/4 |
| | 1 7/16" | 300 | Cast Iron | Sleeve | 2.02250.12 | 3 3/4 | 2 13/32 | 2 |
| | | 300 | Phenolic | Roller | 2.02250.319 | 3 3/4 | 2 13/32 | 1 1/2 |
| 3" | 1 1/4" | 150 | Rubber HI-TECH | Plain | 2.03350.42 | 4 | 2 21/32 | 2 |
| | | 200 | Polyurethane HI-TECH | Plain | 2.03350.92 | 4 | 2 21/32 | 2 |
| | | | Polyolefin | Delrin | 2.03350.52 | 4 | 2 21/32 | 2 |
| | 1 15/32" | 300 | Phenolic | Roller | 2.03350.309 | 4 | 2 21/32 | 2 3/4 |
| 3 1/2" | 1 5/16" | 210 | Performa Rubber (Conductive/Round) | Ball | 2.03250.565 COND | 4 9/16 | 2 29/32 | 2 |
| | | | Performa Rubber (Round) | Delrin | 2.03250.561 | 4 9/16 | 2 29/32 | 2 |
| | | | Performa Rubber (Round) | Ball | 2.03250.565 | 4 9/16 | 2 29/32 | 2 |
| | 1 1/4" | 225 | Performa Rubber (Conductive/Flat) | Ball | 2.03250.445 COND | 4 9/16 | 2 29/32 | 1 3/4 |
| | | | Polyolefin | Delrin | 2.03250.53 | 4 9/16 | 2 29/32 | 1 3/4 |
| | | 230 | Polyolefin | Ball | 2.03250.55 | 4 9/16 | 2 29/32 | 1 3/4 |
| | | | Performa Rubber (Flat) | Delrin | 2.03250.441 | 4 9/16 | 2 29/32 | 1 3/4 |
| | | 250 | Performa Rubber (Flat) | Ball | 2.03250.445 | 4 9/16 | 2 29/32 | 1 3/4 |
| | | | Polyurethane HI-TECH | Delrin | 2.03250.91 | 4 9/16 | 2 29/32 | 1 3/4 |
| | | | Polyurethane HI-TECH | Ball | 2.03250.95 | 4 9/16 | 2 29/32 | 1 3/4 |
| | | | Thermo | Plain | 2.03250.52 HT | 4 9/16 | 2 29/32 | 2 3/4 |
| | | 300 | Cast Iron | Sleeve | 2.03250.12 | 4 9/16 | 2 29/32 | 2 7/8 |
| | | | | | | | | |
| 4" | 1 1/4" | 250 | ThermoTech | Teflon | 2.04250.613 H | 5 | 3 7/32 | 3 |
| | | | Performa Rubber (Conductive/Flat) | Ball | 2.04250.445 COND | 5 | 3 7/32 | 2 1/8 |
| | | 275 | Polyolefin | Delrin | 2.04250.53 | 5 | 3 7/32 | 2 1/8 |
| | | | Polyolefin | Ball | 2.04250.55 | 5 | 3 7/32 | 2 1/8 |
| | | | Polyurethane HI-TECH | Delrin | 2.04250.91 | 5 | 3 7/32 | 1 7/8 |
| | | | Polyurethane HI-TECH | Ball | 2.04250.95 | 5 | 3 7/32 | 1 7/8 |
| | | 300 | Performa Rubber (Flat) | Delrin | 2.04250.441 | 5 | 3 7/32 | 2 1/8 |
| | | | Performa Rubber (Flat) | Ball | 2.04250.445 | 5 | 3 7/32 | 2 1/8 |
| | | | Thermo | Plain | 2.04250.52 HT | 5 | 3 7/32 | 3 1/8 |
| | | | Cast Iron | Sleeve | 2.04250.12 | 5 | 3 7/32 | 3 1/8 |
| 5" | 1 1/4" | 250 | ThermoTech | Teflon | 2.05250.613 H | 6 1/16 | 3 13/16 | 3 |
| | | | Performa Rubber (Conductive/Flat) | Ball | 2.05250.445 COND | 6 1/16 | 3 13/16 | 2 3/4 |
| | 1 5/16" | 250 | Performa Rubber (Conductive/Round) | Ball | 2.05250.565 COND | 6 1/16 | 3 13/16 | 2 3/4 |
| | | | Performa Rubber (Round) | Delrin | 2.05250.561 | 6 1/16 | 3 13/16 | 2 3/4 |
| | | | Performa Rubber (Round) | Ball | 2.05250.565 | 6 1/16 | 3 13/16 | 2 3/4 |
| | | | | | | | | |
| | 1 1/4" | 300 | Polyolefin | Delrin | 2.05250.53 | 6 1/16 | 3 13/16 | 2 1/4 |
| | | | Polyolefin | Ball | 2.05250.55 | 6 1/16 | 3 13/16 | 2 1/4 |
| | | | Polyurethane HI-TECH | Delrin | 2.05250.91 | 6 1/16 | 3 13/16 | 2 1/4 |
| | | | Polyurethane HI-TECH | Ball | 2.05250.95 | 6 1/16 | 3 13/16 | 2 1/4 |
| | | | Cast Iron | Sleeve | 2.05250.12 | 6 1/16 | 3 13/16 | 3 1/2 |
| | | 325 | Performa Rubber (Flat) | Delrin | 2.05250.441 | 6 1/16 | 3 13/16 | 2 1/2 |
| | | | Performa Rubber (Flat) | Ball | 2.05250.445 | 6 1/16 | 3 13/16 | 2 1/2 |
| | | | Thermo | Plain | 2.05250.52 HT | 6 1/16 | 3 13/16 | 3 1/4 |

2

Series

- Top Plate Swivel & Rigid
- Capacity up to 325 lbs each

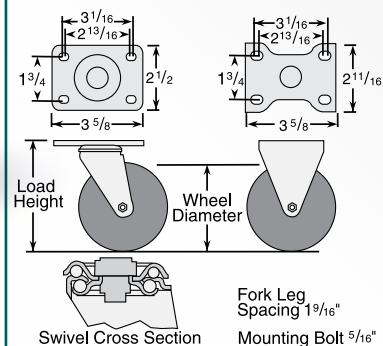
Standard Features

- Zinc plated finish is attractive and durable
- Full double ball hardened raceways for better performance and greater durability
- $\frac{3}{8}$ " hollow axle with lock nut
- Grease holes on wheel bearing for greater convenience
- "Colson 45" multi-temp grease lubricates in extreme hot and cold temperatures



www.colsoncaster.com

Standard Dimensions



Caster Brake



Top Lock

(See page 15) Available on all swivel models with solid axle only. Field installable (Specify **BRK1**).



Total Lock

(See page 14) Locks wheel and swivel simultaneously. Fits $3\frac{1}{2}$ ", 4" and 5" swivel models. Field installable (Specify **BRK5**).



Directional Lock

(See page 16) Available with standard top plate only. For optional top plates, consult factory. To order with caster, change 4th digit to "1" (Example: 2.05156.91).

Note: No Dust Cap Available.

Fork Option



NSF Listed

(See page 3) All models except thread guards and cast iron wheels (Specify **FS1**).

Swivel Dust Cap

(See page 20) Specify **DC1**.

Axle/Nut Options

AX1 Zerk Axle (not available with top lock brake)

AX2 Solid Axle

NT1 Thick Lock Nut

Wheel Option

Thread Guards

(See page 114) Available on many models. Specify **TG1** for metal or **TG2** for plastic.

Wheel Selection

Performa Flat Tread



Performa Round Tread



Performa Conductive Flat



Performa Conductive Round



Polyolefin



Thermo



ThermoTech



Polyurethane HI-TECH



Cast Iron



Rubber HI-TECH



Phenolic



Colson 2 Series Casters • Top Plate Swivel & Rigid • Capacity to 325 lbs

| Wheel Dia. | Tread Width | Capacity Each (Pounds) | Wheel Descriptions | Wheel Bearing | Swivel Top Plate Caster Models | Rigid Top Plate Caster Models | Load Height | Swivel Radius | Weight (Pounds) |
|------------|-------------|------------------------|------------------------------------|---------------|--------------------------------|-------------------------------|-------------|---------------|-----------------|
| 2 1/2" | 1 1/4" | 125 | Performa Rubber (Conductive/Flat) | Ball | 2.02256.445 COND | 2.02208.445 COND | 3 7/8 | 2 13/32 | 1 5/8 |
| | | 140 | Performa Rubber (Flat) | Delrin | 2.02256.441 | 2.02208.441 | 3 7/8 | 2 13/32 | 1 5/8 |
| | | | Performa Rubber (Flat) | Ball | 2.02256.445 | 2.02208.445 | 3 7/8 | 2 13/32 | 1 5/8 |
| | | 200 | Polyolefin | Delrin | 2.02256.53 | 2.02208.53 | 3 7/8 | 2 13/32 | 1 5/8 |
| | | | Polyolefin | Ball | 2.02256.55 | 2.02208.55 | 3 7/8 | 2 13/32 | 1 5/8 |
| | | 250 | Polyurethane HI-TECH | Delrin | 2.02256.91 | 2.02208.91 | 3 7/8 | 2 13/32 | 1 5/8 |
| | | | Polyurethane HI-TECH | Ball | 2.02256.95 | 2.02208.95 | 3 7/8 | 2 13/32 | 1 5/8 |
| | | 300 | Cast Iron | Sleeve | 2.02256.12 | 2.02208.12 | 3 7/8 | 2 13/32 | 2 |
| | 1 7/16" | 300 | Phenolic | Roller | 2.02256.319 | 2.02208.319 | 3 7/8 | 2 13/32 | 1 5/8 |
| 3" | 1 1/4" | 150 | Rubber HI-TECH | Plain | 2.03356.42 | 2.03308.42 | 4 1/8 | 2 21/32 | 2 |
| | | 200 | Polyurethane HI-TECH | Plain | 2.03356.92 | 2.03308.92 | 4 1/8 | 2 21/32 | 2 |
| | | | Polyolefin | Delrin | 2.03356.52 | 2.03308.52 | 4 1/8 | 2 21/32 | 2 |
| | 1 15/32" | 300 | Phenolic | Roller | 2.03356.309 | 2.03308.309 | 4 1/8 | 2 21/32 | 2 3/4 |
| 3 1/2" | 1 5/16" | 210 | Performa Rubber (Conductive/Round) | Ball | 2.03256.565 COND | 2.03208.565 COND | 4 11/16 | 2 29/32 | 2 1/4 |
| | | | Performa Rubber (Round) | Delrin | 2.03256.561 | 2.03208.561 | 4 11/16 | 2 29/32 | 2 1/4 |
| | | | Performa Rubber (Round) | Ball | 2.03256.565 | 2.03208.565 | 4 11/16 | 2 29/32 | 2 1/4 |
| | 1 1/4" | 225 | Performa Rubber (Conductive/Flat) | Ball | 2.03256.445 COND | 2.03208.445 COND | 4 11/16 | 2 29/32 | 2 |
| | | | Polyolefin | Delrin | 2.03256.53 | 2.03208.53 | 4 11/16 | 2 29/32 | 1 7/8 |
| | | 230 | Polyolefin | Ball | 2.03256.55 | 2.03208.55 | 4 11/16 | 2 29/32 | 1 7/8 |
| | | | Performa Rubber (Flat) | Delrin | 2.03256.441 | 2.03208.441 | 4 11/16 | 2 29/32 | 2 |
| | | 250 | Performa Rubber (Flat) | Ball | 2.03256.445 | 2.03208.445 | 4 11/16 | 2 29/32 | 2 |
| | | | Polyurethane HI-TECH | Delrin | 2.03256.91 | 2.03208.91 | 4 11/16 | 2 29/32 | 1 7/8 |
| | | | Polyurethane HI-TECH | Ball | 2.03256.95 | 2.03208.95 | 4 11/16 | 2 29/32 | 1 7/8 |
| | | | Thermo | Plain | 2.03256.52 HT | 2.03208.52 HT | 4 11/16 | 2 29/32 | 2 7/8 |
| | | 300 | Cast Iron | Sleeve | 2.03256.12 | 2.03208.12 | 4 11/16 | 2 29/32 | 3 |
| | | | | | | | | | |
| 4" | 1 1/4" | 250 | ThermoTech | Teflon | 2.04256.613 H | 2.04208.613 H | 5 1/8 | 3 7/32 | 3 |
| | | | Performa Rubber (Conductive/Flat) | Ball | 2.04256.445 COND | 2.04208.445 COND | 5 1/8 | 3 7/32 | 2 1/4 |
| | | 275 | Polyolefin | Delrin | 2.04256.53 | 2.04208.53 | 5 1/8 | 3 7/32 | 2 1/8 |
| | | | Polyolefin | Ball | 2.04256.55 | 2.04208.55 | 5 1/8 | 3 7/32 | 2 1/8 |
| | | | Polyurethane HI-TECH | Delrin | 2.04256.91 | 2.04208.91 | 5 1/8 | 3 7/32 | 2 1/8 |
| | | | Polyurethane HI-TECH | Ball | 2.04256.95 | 2.04208.95 | 5 1/8 | 3 7/32 | 2 1/8 |
| | | 300 | Performa Rubber (Flat) | Delrin | 2.04256.441 | 2.04208.441 | 5 1/8 | 3 7/32 | 2 1/4 |
| | | | Performa Rubber (Flat) | Ball | 2.04256.445 | 2.04208.445 | 5 1/8 | 3 7/32 | 2 1/4 |
| | | | Thermo | Plain | 2.04256.52 HT | 2.04208.52 HT | 5 1/8 | 3 7/32 | 3 1/8 |
| | | | Cast Iron | Sleeve | 2.04256.12 | 2.04208.12 | 5 1/8 | 3 7/32 | 3 3/8 |
| | | | | | | | | | |
| 5" | 1 1/4" | 250 | ThermoTech | Teflon | 2.05256.613 H | 2.05208.613 H | 6 3/16 | 3 13/16 | 3 |
| | | | Performa Rubber (Conductive/Flat) | Ball | 2.05256.445 COND | 2.05208.445 COND | 6 3/16 | 3 13/16 | 3 |
| | 1 5/16" | 250 | Performa Rubber (Conductive/Round) | Ball | 2.05256.565 COND | 2.05208.565 COND | 6 3/16 | 3 13/16 | 3 |
| | | | Performa Rubber (Round) | Delrin | 2.05256.561 | 2.05208.561 | 6 3/16 | 3 13/16 | 3 |
| | | | Performa Rubber (Round) | Ball | 2.05256.565 | 2.05208.565 | 6 3/16 | 3 13/16 | 3 |
| | 1 1/4" | 300 | Polyolefin | Delrin | 2.05256.53 | 2.05208.53 | 6 3/16 | 3 13/16 | 2 1/2 |
| | | | Polyolefin | Ball | 2.05256.55 | 2.05208.55 | 6 3/16 | 3 13/16 | 2 1/2 |
| | | | Polyurethane HI-TECH | Delrin | 2.05256.91 | 2.05208.91 | 6 3/16 | 3 13/16 | 2 1/2 |
| | | | Polyurethane HI-TECH | Ball | 2.05256.95 | 2.05208.95 | 6 3/16 | 3 13/16 | 2 1/2 |
| | | | Cast Iron | Sleeve | 2.05256.12 | 2.05208.12 | 6 3/16 | 3 13/16 | 3 3/4 |
| | | 325 | Performa Rubber (Flat) | Delrin | 2.05256.441 | 2.05208.441 | 6 3/16 | 3 13/16 | 2 3/4 |
| | | | Performa Rubber (Flat) | Ball | 2.05256.445 | 2.05208.445 | 6 3/16 | 3 13/16 | 2 3/4 |
| | | | Thermo | Plain | 2.05256.52 HT | 2.05208.52 HT | 6 3/16 | 3 13/16 | 3 1/2 |

6" forks available. Consult factory.

2 Series

- Stainless Steel Top Plate Swivel & Rigid
- Capacity up to 325 lbs each

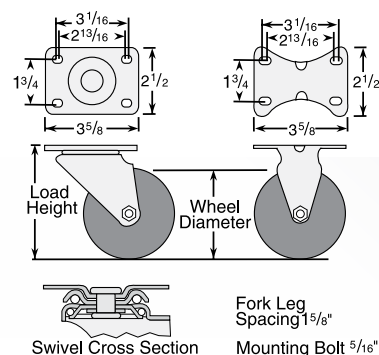
Standard Features

- Polished 304 grade stainless steel finish handles the most punishing, corrosive environments
- Double ball raceways for better performance and greater durability
- All component parts, including spanner bushing, axle and nut are stainless steel
- Designed to perform in the most hostile environments
- If rust is a problem... Colson stainless steel is the solution



www.colsoncaster.com

Standard Dimensions



Colson 2 Series Casters • Stainless Steel Top Plate Swivel & Rigid • Capacity to 325 lbs

| Wheel Dia. | Tread Width | Capacity Each (Pounds) | Wheel Descriptions | Wheel Bearing | Swivel Top Plate Caster Models | Rigid Top Plate Caster Models | Load Height | Swivel Radius | Weight (Pounds) |
|------------|-------------|------------------------|-------------------------|---------------|--------------------------------|-------------------------------|-------------|---------------|-----------------|
| 3" | 1 1/4" | 150 | Rubber HI-TECH | Plain | 2.33456.42 | 2.33408.42 | 4 1/8 | 3 1/8 | 1 5/8 |
| | | 200 | Polyolefin | Delrin | 2.33456.544 | 2.33408.544 | 4 1/8 | 3 1/8 | 1 5/8 |
| | | | Polyurethane HI-TECH | Plain | 2.33456.944 | 2.33408.944 | 4 1/8 | 3 1/8 | 1 5/8 |
| 3 1/2" | 1 1/4" | 250 | Polyolefin | Delrin | 2.03456.544 | 2.03408.544 | 4 1/16 | 3 3/8 | 1 5/8 |
| | | | Polyurethane HI-TECH | Delrin | 2.03456.944 | 2.03408.944 | 4 1/16 | 3 3/8 | 1 7/8 |
| | | | Performa Rubber (Flat) | Delrin | 2.03456.444 | 2.03408.444 | 4 1/16 | 3 3/8 | 1 3/4 |
| | | 300 | Thermo | Plain | 2.03456.52 HT | 2.03408.52 HT | 4 1/16 | 3 3/8 | 1 5/8 |
| | 1 5/16" | 210 | Performa Rubber (Round) | Delrin | 2.03456.564 | 2.03408.564 | 4 1/16 | 3 3/8 | 1 3/4 |
| 4" | 1 1/4" | 250 | ThermoTech | Teflon | 2.04456.613 H | 2.04408.613 H | 5 1/8 | 3 5/16 | 3 |
| | | 275 | Polyolefin | Delrin | 2.04456.544 | 2.04408.544 | 5 1/8 | 3 5/16 | 2 1/8 |
| | | | Polyurethane HI-TECH | Delrin | 2.04456.944 | 2.04408.944 | 5 1/8 | 3 5/16 | 2 1/8 |
| | | 300 | Performa Rubber (Flat) | Delrin | 2.04456.444 | 2.04408.444 | 5 1/8 | 3 5/16 | 2 1/4 |
| | | | Thermo | Plain | 2.04456.52 HT | 2.04408.52 HT | 5 1/8 | 3 5/16 | 2 1/4 |
| 5" | 1 1/4" | 250 | ThermoTech | Teflon | 2.05456.613 H | 2.05408.613 H | 6 3/16 | 4 1/16 | 3 |
| | | 300 | Polyolefin | Delrin | 2.05456.544 | 2.05408.544 | 6 3/16 | 4 1/16 | 2 5/8 |
| | | | Polyurethane HI-TECH | Delrin | 2.05456.944 | 2.05408.944 | 6 3/16 | 4 1/16 | 2 5/8 |
| | | 325 | Performa Rubber (Flat) | Delrin | 2.05456.444 | 2.05408.444 | 6 3/16 | 4 1/16 | 2 3/4 |
| | | | Thermo | Plain | 2.05456.52 HT | 2.05408.52 HT | 6 3/16 | 4 1/16 | 2 3/4 |
| | 1 5/16" | 250 | Performa Rubber (Round) | Delrin | 2.05456.564 | 2.05408.564 | 6 3/16 | 4 1/16 | 2 3/4 |

Hollow King Pin: For hollow king pin on swivel casters only, change 6th digit to "0" (Example: 2.04450.613 H). Consult factory for 6" sizes.

Caster Brake



Top Lock
(See page 15) Available on all 3" swivel models. Not recommended for high-temp applications. Field installable (Specify **BRK1**).




Tech Lock
(See page 15) Available on 4" and 5" swivel models. Field installable (Specify **BRK2**).



Total Lock
(See page 15) Riveted design is not field installable. Locks wheel and swivel. Available on all swivel models (Specify **BRK4**).

Wheel Selection



Fork Option



NSF Listed
(See page 3) Available on all models (Specify **FSI**).

G Series

Light Duty Casters

- Top Plate Swivel and Rigid
- Capacity to 350 lbs

www.colsoncaster.com

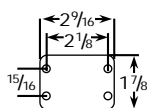
Standard Features

- Zinc plated finish is attractive and durable
- Single ball hardened raceway riveted and coined for superior durability
- Nickel plated rivet helps prevent binding
- Standard models feature riveted axle, brake models feature nut and bolt
- All models NSF approved and RoHS compliant

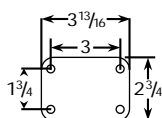


Standard Dimensions

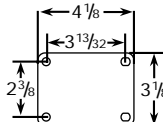
2" Swivel



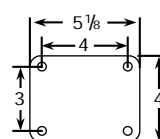
2 1/2" Swivel



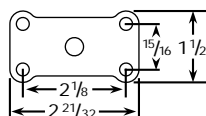
3" Swivel



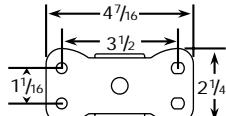
4" Swivel



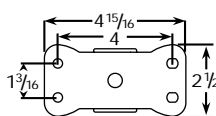
2" Rigid



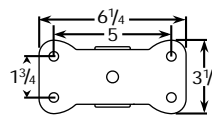
2 1/2" Rigid



3" Rigid



4" Rigid



Caster Brake



Side Lock
(See page 16) Available on all GDP swivel model casters. Brake is not field installable. To order with caster, add "001" to the end of the part number (Example: GDP0456152**001**).

Wheel Selection

Polyolefin



TPR



Hard Rubber



G Series Light Duty Casters • Top Plate Swivel and Rigid • Capacity to 350 lbs

| Wheel Dia. | Tread Width | Capacity Each (Pounds) | Wheel Descriptions | Wheel Bearing | Swivel Top Plate Models | Rigid Top Plate Models | Load Height | Swivel Radius | Weight (Pounds) | Swivel Plate Size | Rigid Plate Size |
|------------|-------------|------------------------|--------------------|---------------|-------------------------|------------------------|-------------|---------------|-----------------|---|---|
| 2" | 3/4" | 90 | TPR | Plain | GDP0256142 | GDP0208142 | 2 1/2" | 1 11/16" | 1/2 | 1 7/8" x 2 9/16" Bolt holes: 15/16" x 2 1/8" Mtg. bolt: 1/4" | 1 1/2" x 2 21/32" Bolt holes: 15/16" x 2 1/8" Mtg. bolt: 1/4" |
| | 1" | 150 | Hard Rubber | Plain | GDP02561652 | GDP02081652 | 2 1/2" | 1 11/16" | 1/2 | 1 7/8" x 2 9/16" Bolt holes: 15/16" x 2 1/8" Mtg. bolt: 1/4" | 1 1/2" x 2 21/32" Bolt holes: 15/16" x 2 1/8" Mtg. bolt: 1/4" |
| | | | Polyolefin | Plain | GDP0256152 | GDP0208152 | 2 1/2" | 1 11/16" | 1/2 | 1 7/8" x 2 9/16" Bolt holes: 15/16" x 2 1/8" Mtg. bolt: 1/4" | 1 1/2" x 2 21/32" Bolt holes: 15/16" x 2 1/8" Mtg. bolt: 1/4" |
| 2 1/2" | 1 1/8" | 200 | Hard Rubber | Plain | GDP25561652 | GDP25081652 | 3 3/16" | 2 1/4" | 3/4 | 2 3/4" x 3 13/16" Bolt holes: 1 3/4" x 3" Mtg. bolt: 5/16" | 2 1/4" x 4 7/16" Bolt holes: 1 1/16" x 3 1/2" Mtg. bolt: 5/16" |
| | | | Polyolefin | Plain | GDP2556152 | GDP2508152 | 3 3/16" | 2 1/4" | 3/4 | 2 3/4" x 3 13/16" Bolt holes: 1 3/4" x 3" Mtg. bolt: 5/16" | 2 1/4" x 4 7/16" Bolt holes: 1 1/16" x 3 1/2" Mtg. bolt: 5/16" |
| 3" | 1 1/4" | 180 | TPR | Plain | GDP3356142 | GDP3308142 | 3 13/16" | 2 3/8" | 1 1/4 | 3 1/8" x 4 1/8" Bolt holes: 2 3/8" x 3 3/8" Mtg. bolt: 5/16" | 2 1/2" x 4 5/16" Bolt holes: 1 3/16" x 4" Mtg. bolt: 5/16" |
| | | 270 | Hard Rubber | Plain | GDP33561652 | GDP33081652 | 3 13/16" | 2 3/8" | 1 1/4 | 3 1/8" x 4 1/8" Bolt holes: 2 3/8" x 3 3/8" Mtg. bolt: 5/16" | 2 1/2" x 4 5/16" Bolt holes: 1 3/16" x 4" Mtg. bolt: 5/16" |
| | | | Polyolefin | Plain | GDP3356152 | GDP3308152 | 3 13/16" | 2 3/8" | 1 1/4 | 3 1/8" x 4 1/8" Bolt holes: 2 3/8" x 3 3/8" Mtg. bolt: 5/16" | 2 1/2" x 4 5/16" Bolt holes: 1 3/16" x 4" Mtg. bolt: 5/16" |
| 4" | 1 5/16" | 350 | Hard Rubber | Plain | GDP04561652 | GDP04081652 | 5" | 3 3/16" | 3 | 4" x 5 1/8" Bolt holes: 3" x 4" Mtg. bolt: 3/8" | 3 1/8" x 6 1/4" Bolt holes: 1 3/4" x 5" Mtg. bolt: 3/8" |
| | | | Polyolefin | Plain | GDP0456152 | GDP0408152 | 5" | 3 3/16" | 3 | 4" x 5 1/8" Bolt holes: 3" x 4" Mtg. bolt: 3/8" | 3 1/8" x 6 1/4" Bolt holes: 1 3/4" x 5" Mtg. bolt: 3/8" |

3

Series

- Round or Square Stem
- Capacity up to 800 lbs each

Standard Features

- Zinc plated finish is attractive and durable
- Full double ball hardened raceways for better performance and greater durability
- 3/8" hollow axle with lock nut
- Permanent rivet king pin construction
- Reinforcing washer on upper & lower raceway
- Grease holes: wheel bearing
- "Colson 45" multi-temp grease lubricates in extreme hot and cold temperatures

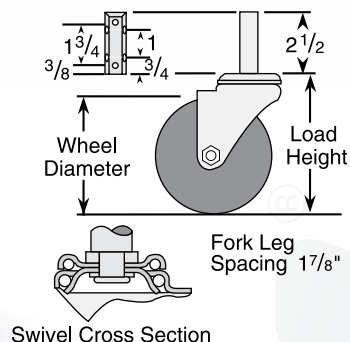
Standard Mounting

- Square Stem - MTG31 Four 17/64" diameter holes are drilled in square stem, two per side. 2 1/2" long x 7/8" square



www.colsoncaster.com

Standard Dimensions



Caster Brake



Top Lock
(See page 16) Available on all swivel models. Field installable (Specify **BRK1**).

Fork / Wheel Options



NSF Listed
(See page 3) All models except thread guards and cast iron wheels (Specify **FSI**).

Dust Cap
(See page 20) Specify **DC1**.

Thread Guards
(See page 114) Available on many models (Specify **TG1** for metal or **TG2** for plastic).

| Lube Options | Fork | Wheel |
|-----------------|-----------------|-------|
| No Grease | GRF1 | GRW1 |
| Double Grease | GRF2 | GRW2 |
| 300° Continuous | GRF3 | GRW3 |
| 500° Continuous | Consult Factory | |

Axle/Nut Options
AX1 Zerk Axle
AX2 Solid Axle
NT1 Thick lock nut
AX1 Thin lock nut

Mounting Options

Round Stem - Select size and specify by code number when ordering.

MTG7: 2 1/2" long x 3/4" diameter
MTG9: 2 1/2" long x 7/8" diameter
MTG11: 2 1/2" long x 1" diameter

Wheel Selection



Colson 3 Series Casters • Round or Square Stem • Capacity to 800 lbs

| Wheel Dia. | Tread Width | Capacity Each (Pounds) | Wheel Descriptions | Roller Bearing Models (To Order, Specify Mounting Code From Previous Page) | Optional Bearings (Order info below chart) | Load Height | Swivel Radius | Weight (Pounds) |
|------------|-------------|------------------------|-----------------------------------|--|--|-------------|---------------|-----------------|
| 3" | 1 1/2" | 250 | Performa Rubber (Flat/Grey) | 3.00314.449 | Delrin, PPBB | 4 5/16 | 3 1/8 | 2 1/2 |
| | | 300 | Polyolefin | 3.00314.809 | Delrin, PPBB | 4 5/16 | 3 1/8 | 2 1/2 |
| | | | Polyurethane HI-TECH | 3.00314.909 | Delrin, PPBB | 4 5/16 | 3 1/8 | 2 1/2 |
| | | 400 | Phenolic | 3.00314.309 | Delrin, PPBB | 4 5/16 | 3 1/8 | 2 1/2 |
| | | | Cast Iron | 3.00314.109 | Delrin, PPBB | 4 5/16 | 3 1/8 | 3 3/4 |
| | | 600 | Thermo | 3.00314.819 HT | Plain, Bronze | 4 5/16 | 3 1/8 | 2 1/2 |
| 4" | 1 1/2" | 255 | Performa Rubber (Conductive Flat) | 3.00414.449 COND | PPBB | 5 3/16 | 3 5/8 | 2 2/3 |
| | | 325 | Performa Rubber (Flat/Grey) | 3.00414.449 | Delrin, PPBB | 5 3/16 | 3 5/8 | 2 2/3 |
| | | 375 | Polyolefin | 3.00414.809 | Delrin, PPBB | 5 3/16 | 3 5/8 | 2 3/4 |
| | | 400 | Maxim | 3.00414.509 | Delrin, Bronze, PPBB | 5 3/16 | 3 5/8 | 2 3/4 |
| | | | Polyurethane HI-TECH | 3.00414.909 | Delrin, PPBB | 5 3/16 | 3 5/8 | 2 3/4 |
| | | | Phenolic | 3.00414.309 | Delrin, PPBB | 5 3/16 | 3 5/8 | 2 3/4 |
| | | | Cast Iron | 3.00414.109 | Delrin, PPBB | 5 3/16 | 3 5/8 | 4 |
| | | 700 | Thermo | 3.00414.819 HT | Plain, Bronze | 5 3/16 | 3 5/8 | 2 3/4 |
| 5" | 1 1/2" | 280 | Performa Rubber (Conductive Flat) | 3.00514.449 COND | PPBB | 6 3/16 | 3 7/8 | 3 |
| | | 350 | Performa Rubber (Flat/Grey) | 3.00514.449 | Delrin, PPBB | 6 3/16 | 3 7/8 | 3 |
| | | 400 | Polyolefin | 3.00514.809 | Delrin, PPBB | 6 3/16 | 3 7/8 | 3 |
| | | | Polyurethane HI-TECH | 3.00514.909 | Delrin, PPBB | 6 3/16 | 3 7/8 | 3 |
| | | | Phenolic | 3.00514.309 | Delrin, PPBB | 6 3/16 | 3 7/8 | 3 |
| | | | Cast Iron | 3.00514.109 | Delrin, PPBB | 6 3/16 | 3 7/8 | 4 1/2 |
| | | 800 | Thermo | 3.00514.819 HT | Plain, Bronze | 6 3/16 | 3 7/8 | 3 |
| 6" | 1 1/2" | 300 | Performa Rubber (Conductive Flat) | 3.00614.449 COND | PPBB | 7 3/16 | 4 5/8 | 4 |
| | | 375 | Performa Rubber (Flat/Grey) | 3.00614.449 | Delrin, PPBB | 7 3/16 | 4 5/8 | 4 |
| | | 400 | Polyolefin | 3.00614.809 | Delrin, PPBB | 7 3/16 | 4 5/8 | 3 1/2 |
| | | | Polyurethane HI-TECH | 3.00614.909 | Delrin, PPBB | 7 3/16 | 4 5/8 | 3 1/2 |
| | | | Phenolic | 3.00614.309 | Delrin, PPBB | 7 3/16 | 4 5/8 | 3 1/2 |
| | | | Cast Iron | 3.00614.109 | Delrin, PPBB | 7 3/16 | 4 5/8 | 5 3/4 |

Bearing Options

Wheels feature roller bearings in above chart. To order optional bearings, see information to the right. To order caster with no wheel bearing, Consult Factory.



Roller Bearing
Metal cage roller bearing (Specify **WB29**).
Metal thrust & retainer washers (Specify **WSR1**).
Sintered iron step washers (Specify **WSR2**).
Sealed metal retainer washer (Specify **WSR3**).



Delrin Bearings
For standard two-piece bearing change ninth digit to "1" (Example: 3.00614.441).



Pedestal Precision Ball Bearing (PPBB)
To order change 9th digit to "5" (Example: 3.00614.445).



Bronze
To order, change the 9th digit in model number to "4" (Example: 3.00414.504)

3 Series

- Top Plate Swivel & Rigid
- Capacity up to 800 lbs each

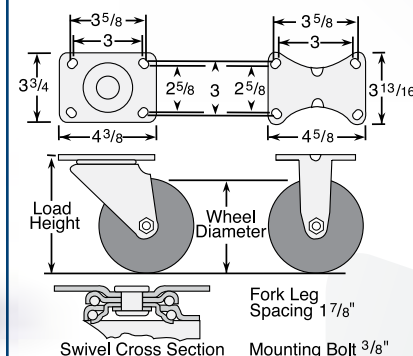
Standard Features

- Zinc plated finish is attractive and durable
- Full double ball hardened raceways for better performance and greater durability
- $\frac{3}{8}$ " hollow axle with lock nut
- Permanent rivet king pin construction
- Reinforcing washer on upper & lower raceway for swivel models
- Grease holes: wheel bearing
- "Colson 45" multi-temp grease lubricates in extreme hot and cold temperatures
- .164 steel top plate



www.colsoncaster.com

Standard Dimensions



Caster Brake



Top Lock
(See page 16) Available on all swivel models. Field installable (Specify **BRK1**).

Fork / Wheel Options



NSF Listed
(See page 3) All models except thread guards and cast iron wheels (Specify **FSI**).

Dust Cap
(See page 20) Specify **DC1**.

Thread Guards
(See page 114) Available on many models (Specify **TG1** for metal or **TG2** for plastic).

| Lube Options | Fork | Wheel |
|-----------------|-----------------|-------|
| No Grease | GRF1 | GRW1 |
| Double Grease | GRF2 | GRW2 |
| 300° Continuous | GRF3 | GRW3 |
| 500° Continuous | Consult Factory | |

Axle/Nut Options

AX1 Zerk Axle
AX2 Solid Axle
NT1 Thick lock nut
AX1 Thin lock nut

Wheel Selection

Performa Flat Tread



Performa Conductive



Polyolefin



Polyurethane HI-TECH



Phenolic



Cast Iron



Maxim



Thermo



Colson 3 Series Casters • Top Plate Swivel & Rigid • Capacity to 800 lbs

| Wheel Dia. | Tread Width | Capacity Each (Pounds) | Wheel Descriptions | Swivel Top Plate Roller Bearing Caster Models | Rigid Top Plate Roller Bearing Caster Models | Optional Bearings (Order info below chart) | Load Height | Swivel Radius | Weight (Pounds) |
|------------|-------------|------------------------|-----------------------------------|---|--|--|-------------|---------------|-----------------|
| 3" | 1 1/2" | 250 | Performa Rubber (Flat/Grey) | 3.00317.449 | 3.00308.449 | Delrin, PPBB | 4 1/2 | 3 1/8 | 3 |
| | | 300 | Polyolefin | 3.00317.809 | 3.00308.809 | Delrin, Plain, PPBB | 4 1/2 | 3 1/8 | 2 3/4 |
| | | | Polyurethane HI-TECH | 3.00317.909 | 3.00308.909 | Delrin, PPBB | 4 1/2 | 3 1/8 | 3 |
| | | 400 | Phenolic | 3.00317.309 | 3.00308.309 | Delrin, PPBB | 4 1/2 | 3 1/8 | 2 3/4 |
| | | | Cast Iron | 3.00317.109 | 3.00308.109 | Delrin, PPBB | 4 1/2 | 3 1/8 | 4 1/4 |
| | | 600 | Thermo | 3.00317.819 HT | 3.00308.819 HT | Plain, Bronze | 4 1/2 | 3 1/8 | 2 3/4 |
| 4" | 1 1/2" | 255 | Performa Rubber (Conductive Flat) | 3.00417.449 COND | 3.00408.449 COND | PPBB | 5 3/8 | 3 5/8 | 3 1/2 |
| | | 325 | Performa Rubber (Flat/Grey) | 3.00417.449 | 3.00408.449 | Delrin, PPBB | 5 3/8 | 3 5/8 | 3 1/2 |
| | | 375 | Polyolefin | 3.00417.809 | 3.00408.809 | Delrin, Plain, PPBB | 5 3/8 | 3 5/8 | 3 |
| | | 400 | Maxim | 3.00417.509 | 3.00408.509 | Delrin, Bronze, PPBB | 5 3/8 | 3 5/8 | 3 1/4 |
| | | | Polyurethane HI-TECH | 3.00417.909 | 3.00408.909 | Delrin, PPBB | 5 3/8 | 3 5/8 | 3 1/4 |
| | | | Phenolic | 3.00417.309 | 3.00408.309 | Delrin, PPBB | 5 3/8 | 3 5/8 | 3 1/4 |
| | | | Cast Iron | 3.00417.109 | 3.00408.109 | Delrin, PPBB | 5 3/8 | 3 5/8 | 4 1/2 |
| | | 700 | Thermo | 3.00417.819 HT | 3.00408.819 HT | Plain, Bronze | 5 3/8 | 3 5/8 | 3 |
| | | | | | | | | | |
| 5" | 1 1/2" | 280 | Performa Rubber (Conductive Flat) | 3.00517.449 COND | 3.00508.449 COND | PPBB | 6 3/8 | 4 1/8 | 3 1/2 |
| | | 350 | Performa Rubber (Flat/Grey) | 3.00517.449 | 3.00508.449 | Delrin, PPBB | 6 3/8 | 4 1/8 | 3 1/2 |
| | | 400 | Polyolefin | 3.00517.809 | 3.00508.809 | Delrin, Plain, PPBB | 6 3/8 | 4 1/8 | 3 1/4 |
| | | | Polyurethane HI-TECH | 3.00517.909 | 3.00508.909 | Delrin, PPBB | 6 3/8 | 4 1/8 | 3 1/2 |
| | | | Phenolic | 3.00517.309 | 3.00508.309 | Delrin, PPBB | 6 3/8 | 4 1/8 | 3 1/4 |
| | | | Cast Iron | 3.00517.109 | 3.00508.109 | Delrin, PPBB | 6 3/8 | 4 1/8 | 5 |
| | | 800 | Thermo | 3.00517.819 HT | 3.00508.810 HT | Plain, Bronze | 6 3/8 | 4 1/8 | 3 1/4 |
| | | | | | | | | | |
| 6" | 1 1/2" | 300 | Performa Rubber (Conductive Flat) | 3.00617.449 COND | 3.00608.449 COND | PPBB | 7 3/8 | 4 5/8 | 3 3/4 |
| | | 375 | Performa Rubber (Flat/Grey) | 3.00617.449 | 3.00608.449 | Delrin, PPBB | 7 3/8 | 4 5/8 | 3 3/4 |
| | | 400 | Polyolefin | 3.00617.809 | 3.00608.809 | Delrin, Plain, PPBB | 7 3/8 | 4 5/8 | 3 |
| | | | Polyurethane HI-TECH | 3.00617.909 | 3.00608.909 | Delrin, PPBB | 7 3/8 | 4 5/8 | 3 3/4 |
| | | | Phenolic | 3.00617.309 | 3.00608.309 | Delrin, PPBB | 7 3/8 | 4 5/8 | 3 3/4 |
| | | | Cast Iron | 3.00617.109 | 3.00608.109 | Delrin, PPBB | 7 3/8 | 4 5/8 | 6 |

Bearing Options

Wheels feature roller bearings in above chart. To order optional bearings, see information to the right. To order caster with no wheel bearing, Consult Factory.



Roller Bearing

Metal cage roller bearing (Specify **WB29**).
Metal thrust & retainer washers (Specify **WSR1**).
Sintered iron step washers (Specify **WSR2**).
Sealed metal retainer washer (Specify **WSR3**).



Delrin Bearings

For standard two-piece bearing change ninth digit to "1" (Example: 3.00617.441).



Pedestal Precision Ball Bearing (PPBB)

To order change 9th digit to "5" (Example: 3.00617.445).



Bronze

To order, change the 9th digit in model number to "4" (Example: 3.00417.504).

4

Series

- Top Plate Swivel & Rigid
- Capacity up to 800 lbs each

Standard Features

- Attractive zinc plated finish
- Full double ball hardened raceways
- 1/2" hollow axle with grease zerk and lock nut
- Plastic seal/retainer washer (roller bearing models)
- 1/4" steel top plate for durability
- Permanent rivet king pin with 5/8" diameter rivet
- Grease fittings: wheel bearing and swivel raceway
- "Colson 45" multi-temp grease lubricates in extreme hot and cold temperatures



www.colsoncaster.com

Caster Brake

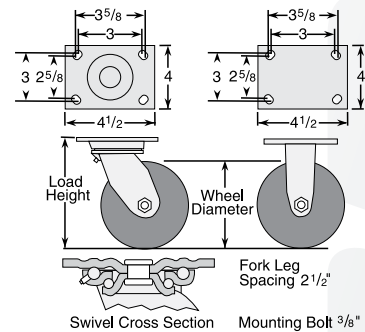


Tread Lock
(See page 18)
Available on all swivel casters except 3" diameter models (Specify **BRK1**).



Tech Lock®
(See page 18)
Available on all swivel casters except 3" diameter and swivel lock models. Rigid 6" model available (Specify **BRK2**).

Standard Dimensions



Fork / Wheel Options



NSF Listed
(See page 3) All models except swivel lock, thread guards, forged steel and cast iron core wheels (Specify **FSI**).



Foot Activated Swivel Lock
(See page 19) Available on all swivel casters with standard top plate (Specify **MTG81**).



Hand Activated Swivel Lock
(See page 19) Available on all swivel casters in Bolt-On or Welded design.



Total Lock
(See page 18)
Available on 4", 5", 6" & 8" swivel models (Specify **BRK4**).



Top Lock
(See page 17)
Available on 4", 5", 6" and 8" swivel models (Specify **BRK7**).

DirtBan Swivel Seal
(See page 20) Not available on swivel lock models (Specify **SEAL**).

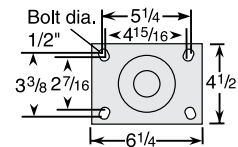
Thread Guards
(See page 114) Available on many models (Specify **TG1** for metal or **TG2** for plastic).

Axle/Nut Options
AX2 Solid Axle
NT1 Thick lock nut

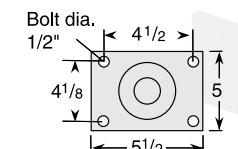
| Lube Options | Fork | Wheel |
|-----------------|-----------------|-------|
| No Grease | GRF1 | GRW1 |
| Double Grease | GRF2 | GRW2 |
| 300° Continuous | GRF3 | GRW3 |
| 500° Continuous | Consult Factory | |

Optional Top Plates


#2 Top Plate (Specify **MTG2**).



#4 Top Plate (Specify **MTG4**).



Wheel Selection



Colson 4 Series Casters • Top Plate Swivel & Rigid • Capacity to 800 lbs

| Wheel Dia. | Tread Width | Capacity Each (Pounds) | Wheel Descriptions | Swivel Top Plate Roller Bearing Caster Models | Rigid Top Plate Roller Bearing Caster Models | Optional Bearings (Order information below chart) | Load Height | Swivel Radius | Weight lbs (Rigid Deduct 1 lb) |
|------------|-------------|------------------------|-----------------------------------|---|--|---|-------------|---------------|--------------------------------|
| 3" | 1 1/2" | 225 | Performa Rubber (Conductive/Flat) | 4.03109.449 COND | 4.03108.449 COND | PPBB | 5 1/8 | 3 1/16 | 3 1/4 |
| | | 250 | Performa Rubber (Flat/Grey) | 4.03109.449 | 4.03108.449 | Delrin, PPBB | 5 1/8 | 3 1/16 | 3 1/4 |
| | | 300 | Polyolefin | 4.03109.819 | 4.03108.819 | Delrin, Plain, PPBB | 5 1/8 | 3 1/16 | 3 3/4 |
| | | | Polyurethane HI-TECH | 4.03109.919 | 4.03108.919 | Delrin, PPBB | 5 1/8 | 3 1/16 | 3 1/4 |
| | | 425 | Cast Iron | 4.03109.119 | 4.03108.119 | Delrin, PPBB | 5 1/8 | 3 1/16 | 5 |
| | | 600 | Phenolic | 4.03109.319 | 4.03108.319 | Delrin, PPBB | 5 1/8 | 3 1/16 | 3 3/4 |
| | | | Thermo | 4.03109.819 HT | 4.03108.819 HT | Plain, Bronze | 5 1/8 | 3 1/16 | 4 3/4 |
| 4" | 1 1/2" | 255 | Performa Rubber (Conductive/Flat) | 4.04109.449 COND | 4.04108.449 COND | PPBB | 5 5/8 | 3 9/16 | 3 3/4 |
| | | 325 | Performa Rubber (Flat/Grey) | 4.04109.449 | 4.04108.449 | Delrin, PPBB | 5 5/8 | 3 9/16 | 3 3/4 |
| | | 375 | Polyolefin | 4.04109.819 | 4.04108.819 | Delrin, Plain, PPBB | 5 5/8 | 3 9/16 | 4 3/4 |
| | | 400 | Polyurethane HI-TECH | 4.04109.919 | 4.04108.919 | Delrin, PPBB | 5 5/8 | 3 9/16 | 4 |
| | | 500 | Cast Iron | 4.04109.119 | 4.04108.119 | Delrin, PPBB | 5 5/8 | 3 9/16 | 5 1/4 |
| | | | Phenolic | 4.04109.319 | 4.04108.319 | Delrin, PPBB | 5 5/8 | 3 9/16 | 3 3/4 |
| | | 600 | Thermo | 4.04109.819 HT | 4.04108.819 HT | Plain, Bronze | 5 5/8 | 3 9/16 | 4 3/4 |
| | | | Maxim | 4.04109.519 | 4.04108.519 | Delrin, Bronze, PPBB | 5 5/8 | 3 9/16 | 3 3/4 |
| 5" | 1 1/2" | 280 | Performa Rubber (Conductive/Flat) | 4.05109.449 COND | 4.05108.449 COND | PPBB | 6 1/2 | 4 1/4 | 4 1/8 |
| | | 350 | Performa Rubber (Flat/Grey) | 4.05109.449 | 4.05108.449 | Delrin, PPBB | 6 1/2 | 4 1/4 | 4 1/8 |
| | | 450 | Polyolefin | 4.05109.819 | 4.05108.819 | Delrin, Plain, PPBB | 6 1/2 | 4 1/4 | 4 1/8 |
| | | 500 | Polyurethane HI-TECH | 4.05109.919 | 4.05108.919 | Delrin, PPBB | 6 1/2 | 4 1/4 | 4 1/8 |
| | | | Cast Iron | 4.05109.119 | 4.05108.119 | Delrin, PPBB | 6 1/2 | 4 1/4 | 5 1/2 |
| | | 600 | Phenolic | 4.05109.319 | 4.05108.319 | Delrin, PPBB | 6 1/2 | 4 1/4 | 3 3/4 |
| | | | Thermo | 4.05109.819 HT | 4.05108.819 HT | Plain, Bronze | 6 1/2 | 4 1/4 | 4 3/4 |
| 6" | 1 1/2" | 300 | Performa Rubber (Conductive/Flat) | 4.06109.449 COND | 4.06108.449 COND | PPBB | 7 1/2 | 5 | 5 |
| | | 375 | Performa Rubber (Flat/Grey) | 4.06109.449 | 4.06108.449 | Delrin, PPBB | 7 1/2 | 5 | 5 |
| | | 500 | Polyolefin | 4.06109.819 | 4.06108.819 | Delrin, Plain, PPBB | 7 1/2 | 5 | 4 1/8 |
| | | 600 | Polyurethane HI-TECH | 4.06109.919 | 4.06108.919 | Delrin, PPBB | 7 1/2 | 5 | 5 |
| | | | Cast Iron | 4.06109.119 | 4.06108.119 | Delrin, PPBB | 7 1/2 | 5 | 6 1/2 |
| | | 800 | Phenolic | 4.06109.319 | 4.06108.319 | PPBB | 7 1/2 | 5 | 4 1/4 |
| 8" | 1 1/2" | 350 | Performa Rubber (Conductive/Flat) | 4.08199.449 COND | 4.08198.449 COND | PPBB | 9 1/2 | 6 1/2 | 5 3/4 |
| | | 500 | Performa Rubber (Flat/Grey) | 4.08199.449 | 4.08198.449 | Delrin, PPBB | 9 1/2 | 6 1/2 | 5 3/4 |
| | | 600 | Polyolefin | 4.08199.819 | 4.08198.819 | Delrin, Plain, PPBB | 9 1/2 | 6 1/2 | 4 1/2 |
| | | 800 | Polyurethane HI-TECH | 4.08199.919 | 4.08198.919 | Delrin, PPBB | 9 1/2 | 6 1/2 | 5 3/4 |

All 4 Series swivel forks are notched to accommodate four position swivel locks.

Bearing Options

Wheels feature roller bearings in above chart. To order optional bearings, see information to the right. To order caster with no wheel bearing, consult factory.



Roller Bearing

Metal cage roller bearing (Specify **WB29**).
Metal thrust & retainer washers (Specify **WSR1**).
Sintered iron step washers (Specify **WSR2**).
Sealed metal retainer washer (Specify **WSR3**).



Delrin Bearing

For standard two-piece bearing change ninth digit to "1" (Example: 4.06109.911).



Pedestal Precision Ball Bearing (PPBB)

To order change 9th digit to "5" (Example: 4.06109.915).



Bronze Bearing

To order, change the 9th digit in model number to "4" (Example: 4.05109.814 HT).

4

Series

- Top Plate Swivel & Rigid
- Capacity up to 1250 lbs each

Standard Features

- Attractive zinc plated finish
- Full double ball hardened raceways
- 1/2" hollow axle with grease zerk and lock nut
- Plastic seal/retainer washer (roller bearing models)
- 1/4" steel top plate for durability
- Permanent rivet king pin with 5/8" diameter rivet
- Grease fittings: wheel bearing and swivel raceway
- "Colson 45" multi-temp grease lubricates in extreme hot and cold temperatures



www.colsoncaster.com

Fork / Wheel Options



NSF Listed
(See page 3) All models except swivel lock, thread guards, forged steel and cast iron core wheels (Specify **FS1**).



Foot Activated Swivel Lock
(See page 19) Available on all swivel casters with standard top plate (Specify **MTG81**).



Hand Activated Swivel Lock
(See page 19) Available on all swivel casters in Bolt-On or Welded design.

DirtBan Swivel Seal
(See page 20) Not available on swivel lock models (Specify **SEAL**).

Thread Guards
(See page 114) Available on many models (Specify **TG1** for metal or **TG2** for plastic).

Load Height Option
6" dia. models with 7 1/4" load height. Only Side Lock brakes (Specify **LH7.25**).

Axle/Nut Options
AX2 Solid Axle
NT1 Thick lock nut

| Lube Options | Fork | Wheel |
|-----------------|------------------------|-------------|
| No Grease | GRF1 | GRW1 |
| Double Grease | GRF2 | GRW2 |
| 300° Continuous | GRF3 | GRW3 |
| 500° Continuous | Consult Factory | |

Caster Brake



Tread Lock
(See page 18) Available on all swivel casters except 3 1/4" diameter and V-Groove models. (Specify **BRK1**).



Tech Lock®
(See page 18) Available on all swivel casters except 3 1/4" diameter, V-Groove and Swivel Lock models. 6" rigid model available (Specify **BRK2**).



Side Lock
(See page 17) Available on all swivel roller bearing or one piece Delrin models except 3 1/4" diameter (Specify **BRK3**).

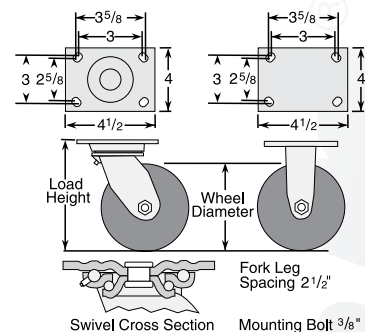


Total Lock
(See page 18) Available on 4", 5", 6" & 8" swivel models except 3 1/4" diameter and V-Groove wheels (Specify **BRK4**).



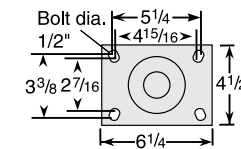
Top Lock
(See page 17) Available on 4", 5", 6" and 8" swivel models except V-Groove (Specify **BRK7**).

Standard Dimensions

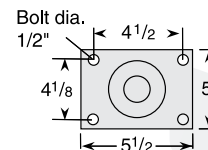


Optional Top Plates

#2 Top Plate (Specify **MTG2**).



#4 Top Plate (Specify **MTG4**).



Wheel Selection



Colson 4 Series Casters • Top Plate Swivel & Rigid • Capacity to 1250 lbs

| Wheel Dia. | Tread Width | Capacity Each (Pounds) | Wheel Descriptions | Swivel Top Plate Roller Bearing Caster Models | Rigid Top Plate Roller Bearing Caster Models | Optional Bearings (Order information below chart) | Load Height | Swivel Radius | Weight lbs (Rigid Deduct 1.5 lbs) |
|------------|-------------|------------------------|--------------------------------------|---|--|---|-------------|---------------|-----------------------------------|
| 3 1/4" | 2" | 700 | Phenolic | 4.03109.339 | 4.03108.339 | Delrin, PPBB | 5 1/4 | 3 3/16 | 4 3/4 |
| | | | Maxim | 4.03109.539 | 4.03108.539 | Delrin, Bronze, PPBB | 5 1/4 | 3 3/16 | 4 3/4 |
| | | 300 | Performa Rubber (Flat/Conductive) | 4.04109.459 COND | 4.04108.459 COND | PPBB | 5 5/8 | 3 9/16 | 5 3/4 |
| | | | Performa Rubber (Flat/Black) | 4.04109.459.2 | 4.04108.459.2 | Delrin, Prec. Ball, PPBB | 5 5/8 | 3 9/16 | 5 3/4 |
| | | 400 | Performa Rubber (Flat/Grey) | 4.04109.459 | 4.04108.459 | Delrin, Prec. Ball, PPBB | 5 5/8 | 3 9/16 | 5 3/4 |
| | | | Trans-forma LT (Flat) | 4.04109.489 | 4.04108.489 | Delrin, PPBB | 5 5/8 | 3 9/16 | 5 3/4 |
| | | | Trans-forma (Flat) | 4.04109.4E9 | 4.04108.4E9 | Delrin, PPBB | 5 5/8 | 3 9/16 | 5 3/4 |
| | | | Moldon Rubber (Cast iron core) | 4.04109.649.7 | 4.04108.649.7 | Delrin, PPBB | 5 5/8 | 3 9/16 | 7 1/4 |
| | | 500 | Polyolefin | 4.04109.839 | 4.04108.839 | Delrin, Plain, PPBB | 5 5/8 | 3 9/16 | 4 1/2 |
| | | | Trans-forma HD (Flat) | 4.04109.4F9 | 4.04108.4F9 | Delrin, PPBB | 5 5/8 | 3 9/16 | 5 3/4 |
| 4" | 2" | 600 | Polyurethane HI-TECH | 4.04109.929 | 4.04108.929 | Delrin, PPBB | 5 5/8 | 3 9/16 | 4 3/4 |
| | | | Moldon Polyurethane (Aluminum core) | 4.04109.939 | 4.04108.939 | Delrin, PPBB | 5 5/8 | 3 9/16 | 5 1/4 |
| | | 700 | Moldon Polyurethane (Cast iron core) | 4.04109.949.7 | 4.04108.949.7 | Delrin, PPBB | 5 5/8 | 3 9/16 | 7 1/4 |
| | | | Maxim | 4.04109.539 | 4.04108.539 | Delrin, Bronze, PPBB | 5 5/8 | 3 9/16 | 4 1/8 |
| | | 800 | Phenolic | 4.04109.339 | 4.04108.339 | Delrin, PPBB | 5 5/8 | 3 9/16 | 5 3/4 |
| | | | Thermo | 4.04109.839 HT | 4.04108.839 HT | Plain, Bronze | 5 5/8 | 3 9/16 | 6 3/4 |
| | | | V-Groove | 4.04109.739 | 4.04108.739 | Delrin, PPBB | 5 5/8 | 3 9/16 | 8 1/8 |
| | | | Endura Solid Elastomer | 4.04109.839 EN | 4.04108.839 EN | Delrin, Prec. Ball, PPBB | 5 5/8 | 3 9/16 | 5 3/4 |
| | | 1000 | Cast Iron | 4.04109.139 | 4.04108.139 | Delrin, PPBB | 5 5/8 | 3 9/16 | 7 7/8 |
| | | | | | | | | | |
| 5" | 2" | 325 | Performa Rubber (Flat/Conductive) | 4.05109.459 COND | 4.05108.459 COND | PPBB | 6 1/2 | 4 1/4 | 6 1/8 |
| | | | Moldon Rubber (Cast iron core) | 4.05109.649.7 | 4.05108.649.7 | Delrin, PPBB | 6 1/2 | 4 1/4 | 8 1/8 |
| | | 400 | Trans-forma LT (Flat) | 4.05109.489 | 4.05108.489 | Delrin, PPBB | 6 1/2 | 4 1/4 | 6 1/8 |
| | | | Performa Rubber (Flat/Black) | 4.05109.459.2 | 4.05108.459.2 | Delrin, Prec. Ball, PPBB | 6 1/2 | 4 1/4 | 6 1/8 |
| | | 450 | Performa Rubber (Flat/Grey) | 4.05109.459 | 4.05108.459 | Delrin, Prec. Ball, PPBB | 6 1/2 | 4 1/4 | 6 1/8 |
| | | | Trans-forma (Flat) | 4.05109.4E9 | 4.05108.4E9 | Delrin, PPBB | 6 1/2 | 4 1/4 | 6 1/8 |
| | | 650 | Polyolefin | 4.05109.839 | 4.05108.839 | Delrin, Plain, PPBB | 6 1/2 | 4 1/4 | 4 7/8 |
| | | | Trans-forma HD (Flat) | 4.05109.4F9 | 4.05108.4F9 | Delrin, PPBB | 6 1/2 | 4 1/4 | 6 1/8 |
| | | 750 | Polyurethane HI-TECH | 4.05109.929 | 4.05108.929 | Delrin, PPBB | 6 1/2 | 4 1/4 | 4 3/4 |
| | | | Maxim | 4.05109.539 | 4.05108.539 | Delrin, Bronze, PPBB | 6 1/2 | 4 1/4 | 4 1/2 |
| 6" | 2" | 1000 | Endura Solid Elastomer | 4.05109.839 EN | 4.05108.839 EN | Delrin, Prec. Ball, PPBB | 6 1/2 | 4 1/4 | 5 3/4 |
| | | | Moldon Polyurethane (Aluminum core) | 4.05109.939 | 4.05108.939 | Delrin, PPBB | 6 1/2 | 4 1/4 | 6 1/8 |
| | | 1000 | Moldon Polyurethane (Cast iron core) | 4.05109.949.7 | 4.05108.949.7 | Delrin, PPBB | 6 1/2 | 4 1/4 | 8 1/8 |
| | | | Moldon Nylon | 4.05109.939.3 | 4.05108.939.3 | Delrin, PPBB | 6 1/2 | 4 1/4 | 9 1/4 |
| | | 1250 | Phenolic | 4.05109.339 | 4.05108.339 | Delrin, PPBB | 6 1/2 | 4 1/4 | 5 3/4 |
| | | | Thermo | 4.05109.839 HT | 4.05108.839 HT | Plain, Bronze | 6 1/2 | 4 1/4 | 6 3/4 |
| | | | Cast Iron | 4.05109.139 | 4.05108.139 | Delrin, PPBB | 6 1/2 | 4 1/4 | 8 7/8 |
| | | | Forged Steel | 4.05109.239 | 4.05108.239 | Delrin, PPBB | 6 1/2 | 4 1/4 | 9 1/4 |
| | | 400 | Trans-forma LT (Round) | 4.06109.589 | 4.06108.589 | Delrin, PPBB | 7 1/2 | 5 | 6 1/8 |
| | | | Performa Rubber (Flat/Conductive) | 4.06109.459 COND | 4.06108.459 COND | PPBB | 7 1/2 | 5 | 6 1/8 |
| 7" | 2" | 410 | Performa Rubber (Round/Conductive) | 4.06109.559 COND | 4.06108.559 COND | PPBB | 7 1/2 | 5 | 6 1/8 |
| | | | Performa Rubber (Round) | 4.06109.559 | 4.06108.559 | Delrin, Prec. Ball, PPBB | 7 1/2 | 5 | 6 1/8 |
| | | 450 | Trans-forma (Round) | 4.06109.5E9 | 4.06108.5E9 | Delrin, PPBB | 7 1/2 | 5 | 6 1/8 |
| | | | Moldon Rubber (Cast iron core) | 4.06109.649.7 | 4.06108.649.7 | Delrin, PPBB | 7 1/2 | 5 | 10 1/2 |
| | | 500 | Trans-forma LT (Flat) | 4.06109.489 | 4.06108.489 | Delrin, PPBB | 7 1/2 | 5 | 6 1/8 |
| | | | Performa Rubber (Flat/Black) | 4.06109.459.2 | 4.06108.459.2 | Delrin, Prec. Ball, PPBB | 7 1/2 | 5 | 6 1/8 |
| | | 600 | Performa Rubber (Flat/Grey) | 4.06109.459 | 4.06108.459 | Delrin, Prec. Ball, PPBB | 7 1/2 | 5 | 6 1/8 |
| | | | Trans-forma (Flat) | 4.06109.4E9 | 4.06108.4E9 | Delrin, PPBB | 7 1/2 | 5 | 6 1/8 |
| | | 650 | Trans-forma HD (Round) | 4.06109.5F9 | 4.06108.5F9 | Delrin, PPBB | 7 1/2 | 5 | 6 1/8 |
| | | | Polyolefin | 4.06109.839 | 4.06108.839 | Delrin, Plain, PPBB | 7 1/2 | 5 | 5 1/2 |
| 8" | 2" | 700 | Polyurethane HI-TECH | 4.06109.929 | 4.06108.929 | Delrin, PPBB | 7 1/2 | 5 | 5 |
| | | | Trans-forma HD (Flat) | 4.06109.4F9 | 4.06108.4F9 | Delrin, PPBB | 7 1/2 | 5 | 6 1/8 |
| | | 900 | Triumph (Round/Blue)* | 4.06109.96TF | 4.06108.96TF | Prec. Ball | 7 1/2 | 5 | 7 1/2 |
| | | | Triumph (Round/Red)* | 4.06109.96TS | 4.06108.96TS | Prec. Ball | 7 1/2 | 5 | 7 1/2 |
| | | 1100 | Endura Solid Elastomer | 4.06109.839 EN | 4.06108.839 EN | Delrin, Prec. Ball, PPBB | 7 1/2 | 5 | 7 |
| | | | Maxim | 4.06109.539 | 4.06108.539 | Delrin, Bronze, PPBB | 7 1/2 | 5 | 4 3/4 |
| | | 1200 | Moldon Polyurethane (Aluminum core) | 4.06109.939 | 4.06108.939 | Delrin, PPBB | 7 1/2 | 5 | 7 1/2 |
| | | | Moldon Polyurethane (Cast iron core) | 4.06109.949.7 | 4.06108.949.7 | Delrin, PPBB | 7 1/2 | 5 | 10 1/2 |
| | | 1200 | Moldon Nylon | 4.06109.939.3 | 4.06108.939.3 | Delrin, PPBB | 7 1/2 | 5 | 9 1/4 |
| | | | Phenolic | 4.06109.339 | 4.06108.339 | Delrin, PPBB | 7 1/2 | 5 | 7 |
| 9" | 2" | 1250 | V-Groove | 4.06109.739 | 4.06108.739 | Delrin, PPBB | 7 1/2 | 5 | 10 1/2 |
| | | | Cast Iron | 4.06109.139 | 4.06108.139 | Delrin, PPBB | 7 1/2 | 5 | 9 3/4 |
| | | 1250 | Forged Steel | 4.06109.239 | 4.06108.239 | Delrin, PPBB | 7 1/2 | 5 | 10 1/4 |
| | | | Performa Rubber (Flat/Conductive) | 4.08199.459 COND | 4.08198.459 COND | PPBB | 9 1/2 | 6 1/2 | 6 1/4 |
| | | 500 | Performa Rubber (Round/Conductive) | 4.08199.559 COND | 4.08198.559 COND | PPBB | 9 1/2 | 6 1/2 | 6 1/4 |
| | | | Moldon Rubber (Cast iron core) | 4.08199.649.7 | 4.08198.649.7 | Delrin, PPBB | 9 1/2 | 6 1/2 | 13 1/4 |
| | | 600 | Performa Rubber (Round/Grey) | 4.08199.559 | 4.08198.559 | Delrin, Prec. Ball, PPBB | 9 1/2 | 6 1/2 | 6 1/4 |
| | | | Performa Rubber (Flat/Black) | 4.08199.459.2 | 4.08198.459.2 | Delrin, Prec. Ball, PPBB | 9 1/2 | 6 1/2 | 6 1/4 |
| | | 675 | Performa Rubber (Flat/Grey) | 4.08199.459 | 4.08198.459 | Delrin, Prec. Ball, PPBB | 9 1/2 | 6 1/2 | 6 1/4 |
| | | | Polyolefin | 4.08199.839 | 4.08198.839 | Delrin, Plain, PPBB | 9 1/2 | 6 1/2 | 5 3/4 |
| 10" | 2" | 1000 | Polyurethane HI-TECH | 4.08199.929 | 4.08198.929 | Delrin, PPBB | 9 1/2 | 6 1/2 | 5 3/4 |
| | | | Endura Solid Elastomer | 4.08199.839 EN | 4.08198.839 EN | Delrin, Prec. Ball, PPBB | 9 1/2 | 6 1/2 | 5 3/4 |
| | | 1200 | Triumph (Crown/Brown)* | 4.08199.93TF | 4.08198.93TF | Prec. Ball | 9 1/2 | 6 1/2 | 8 1/4 |
| | | | Triumph (Crown/Red)* | 4.08199.93TS | 4.08198.93TS | Prec. Ball | 9 1/2 | 6 1/2 | 8 1/4 |
| | | 1200 | Triumph (Round/Blue)* | 4.08199.96TF | 4.08198.96TF | Prec. Ball | 9 1/2 | 6 1/2 | 8 1/4 |
| | | | Triumph (Round/Red)* | 4.08199.96TS | 4.08198.96TS | Prec. Ball | 9 1/2 | 6 1/2 | 8 1/4 |
| | | 1250 | Maxim | 4.08199.539 | 4.08198.539 | Delrin, Bronze, PPBB | 9 1/2 | 6 1/2 | 5 1/2 |
| | | | Moldon Polyurethane (Aluminum core) | 4.08199.939 | 4.08198.939 | Delrin, PPBB | 9 1/2 | 6 1/2 | 8 1/4 |
| | | 1250 | Moldon Polyurethane (Cast iron core) | 4.08199.949.7 | 4.08198.949.7 | Delrin, PPBB | 9 1/2 | 6 1/2 | 13 1/4 |
| | | | Moldon Nylon | 4.08199.939.3 | 4.08198.939.3 | Delrin, PPBB | 9 1/2 | 6 1/2 | 9 1/4 |
| 11" | 2" | 1250 | Phenolic | 4.08199.339 | 4.08198.339 | Delrin, PPBB | 9 1/2 | 6 1/2 | 8 1/2 |
| | | | Cast Iron | 4.08199.139 | 4.08198.139 | Delrin, PPBB | 9 1/2 | 6 1/2 | 12 1/2 |

*Triumph wheels available with Precision ball bearing only. All 4 Series swivel forks are notched to accommodate four position swivel locks.

Bearing Options

Wheels feature roller bearings in above chart. To order optional bearings, see information to the right. To order caster with no wheel bearing, consult factory.



Roller Bearing

Metal cage roller bearing (Specify **WB29**).
Metal thrust & retainer washers (Specify **WSR1**).
Sintered iron step washers (Specify **WSR2**).
Sealed metal retainer washer (Specify **WSR3**).



Torrington Roller Bearing

Torrington style roller bearing with retainer (Specify **WB19**).



Delrin Bearing

For standard two-piece bearing change 9th digit to "1" (Example: 4.06109.921).
One-piece with steel thrust washers (Specify **WB11**).



Precision Ball Bearing

To order change 8th and 9th digits to "P5" (Example 4.06109.4P5).



Pedestal Precision Ball Bearing (PPBB)

To order change 9th digit to "5" (Example: 4.06109.4E5).



Bronze Bearing

To order, change the 9th digit in model number to "4" (Example: 4.06109.534).

4 Series

4

Series

- Stainless Steel Top Plate Swivel & Rigid
- Capacity up to 1250 lbs each



www.colsoncaster.com

Standard Features

- Polished stainless steel (Grade 304)
- 1/2" stainless steel hollow axle with grease zerk, nut and lock washer
- 1/4" standard steel top plate for durability
- Permanent rivet king pin with 5/8" diameter rivet
- Grease fittings: wheel bearing and swivel raceway
- "Colson 45" multi-temp grease lubricates in extreme hot and cold temperatures

Caster Brake



Tech Lock®
(See page 18)
Available on all swivel and 6" rigid casters (Specify **BRK2**).

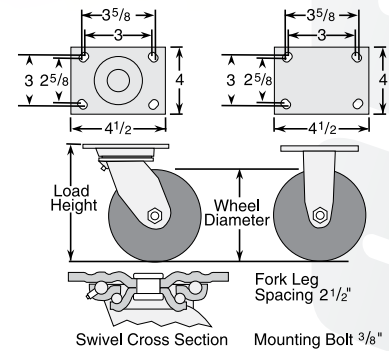


Side Lock
(See page 17)
Stainless steel design available on all swivel casters with one-piece Delrin bearing or roller bearing only (Specify **BRK3**).



Top Lock
(See page 18)
New stainless steel design available on all swivel models (Specify **BRK7**).

Standard Dimensions



Fork / Wheel Options



NSF Listed
(See page 3) All models except swivel lock, thread guards, forged steel and cast iron core wheels (Specify **FS1**).



Foot Activated Swivel Lock
(See page 19) Available on all swivel casters with standard top plate (Specify **MTG81**).

DirtBan Swivel Seal
(See page 20) Not available on swivel lock models (Specify **SEAL**).

Thread Guards
(See page 114) Available on many models (Specify **TG1** for metal or **TG2** for plastic).

Wheel Selection



Colson 4 Series Casters • Stainless Steel Top Plate Swivel & Rigid • Capacity to 1250 lbs

| Wheel Dia. | Tread Width | Capacity Each (Pounds) | Wheel Descriptions | Swivel Top Plate SS Roller Bearing Caster Models | Rigid Top Plate SS Roller Bearing Caster Models | Wheel Bearing | Load Height | Swivel Radius | Weight (Pounds) |
|------------|-------------|------------------------|-----------------------------------|--|---|-----------------------------|-------------------------------|--------------------------------|-------------------------------|
| 4" | 2" | 300 | Performa Rubber (Flat/Conductive) | 4.04109.459 COND SS | 4.04108.459 COND SS | PPBB | 5 ⁵ / ₈ | 3 ⁹ / ₁₆ | 5 ³ / ₄ |
| | | 400 | Performa Rubber (Flat/Black) | 4.04109.459.2 SS | 4.04108.459.2 SS | Delrin, Bronze, PPBB | 5 ⁵ / ₈ | 3 ⁹ / ₁₆ | 5 ³ / ₄ |
| | | | Performa Rubber (Flat/Grey) | 4.04109.459 SS | 4.04108.459 SS | Delrin, Bronze, PPBB | 5 ⁵ / ₈ | 3 ⁹ / ₁₆ | 5 ³ / ₄ |
| | | | Trans-forma LT (Flat) | 4.04109.4B9 SS | 4.04108.4B9 SS | Delrin, Bronze, PPBB | 5 ⁵ / ₈ | 3 ⁹ / ₁₆ | 5 ³ / ₄ |
| | | | Trans-forma (Flat) | 4.04109.4E9 SS | 4.04108.4E9 SS | Delrin, Bronze, PPBB | 5 ⁵ / ₈ | 3 ⁹ / ₁₆ | 5 ³ / ₄ |
| | | 500 | Polyolefin | 4.04109.839 SS | 4.04108.839 SS | Delrin, Bronze, Plain, PPBB | 5 ⁵ / ₈ | 3 ⁹ / ₁₆ | 4 ¹ / ₂ |
| | | 600 | Trans-forma HD (Flat) | 4.04109.4F9 SS | 4.04108.4F9 SS | Delrin, Bronze, Plain | 5 ⁵ / ₈ | 3 ⁹ / ₁₆ | 5 ³ / ₄ |
| | | | Polyurethane HI-TECH | 4.04109.929 SS | 4.04108.929 SS | Delrin, Bronze, PPBB | 5 ⁵ / ₈ | 3 ⁹ / ₁₆ | 4 ³ / ₄ |
| | | 800 | Maxim | 4.04109.539 SS | 4.04108.539 SS | Delrin, Bronze, PPBB | 5 ⁵ / ₈ | 3 ⁹ / ₁₆ | 5 ³ / ₄ |
| | | | Phenolic | 4.04109.339 SS | 4.04108.339 SS | Delrin, PPBB | 5 ⁵ / ₈ | 3 ⁹ / ₁₆ | 5 ³ / ₄ |
| | | | Thermo | 4.04109.839 HT SS | 4.04108.839 HT SS | Plain, Bronze | 5 ⁵ / ₈ | 3 ⁹ / ₁₆ | 5 ³ / ₄ |
| | | 1000 | Endura Solid Elastomer | 4.04109.839 EN SS | 4.04108.839 EN SS | Delrin, Bronze, PPBB | 5 ⁵ / ₈ | 3 ⁹ / ₁₆ | 5 ³ / ₄ |
| 5" | 2" | 325 | Performa Rubber (Flat/Conductive) | 4.05109.459 COND SS | 4.05108.459 COND SS | PPBB | 6 ¹ / ₂ | 4 ¹ / ₄ | 6 ¹ / ₈ |
| | | 450 | Trans-forma LT (Flat) | 4.05109.4B9 SS | 4.05108.4B9 SS | Delrin, Bronze, PPBB | 6 ¹ / ₂ | 4 ¹ / ₄ | 6 ¹ / ₈ |
| | | 500 | Performa Rubber (Flat/Black) | 4.05109.459.2 SS | 4.05108.459.2 SS | Delrin, Bronze, PPBB | 6 ¹ / ₂ | 4 ¹ / ₄ | 6 ¹ / ₈ |
| | | | Performa Rubber (Flat/Grey) | 4.05109.459 SS | 4.05108.459 SS | Delrin, Bronze, PPBB | 6 ¹ / ₂ | 4 ¹ / ₄ | 6 ¹ / ₈ |
| | | 650 | Trans-forma (Flat) | 4.05109.4E9 SS | 4.05108.4E9 SS | Delrin, Bronze, PPBB | 6 ¹ / ₂ | 4 ¹ / ₄ | 6 ¹ / ₈ |
| | | | Polyolefin | 4.05109.839 SS | 4.05108.839 SS | Delrin, Bronze, Plain, PPBB | 6 ¹ / ₂ | 4 ¹ / ₄ | 4 ⁷ / ₈ |
| | | 750 | Trans-forma HD (Flat) | 4.05109.4F9 SS | 4.05108.4F9 SS | Delrin, Bronze, PPBB | 6 ¹ / ₂ | 4 ¹ / ₄ | 6 ¹ / ₈ |
| | | | Polyurethane HI-TECH | 4.05109.929 SS | 4.05108.929 SS | Delrin, Bronze, PPBB | 6 ¹ / ₂ | 4 ¹ / ₄ | 4 ⁷ / ₈ |
| | | 1000 | Maxim | 4.05109.539 SS | 4.05108.539 SS | Delrin, Bronze, PPBB | 6 ¹ / ₂ | 4 ¹ / ₄ | 5 ⁷ / ₈ |
| | | | Phenolic | 4.05109.339 SS | 4.05108.339 SS | Delrin, PPBB | 6 ¹ / ₂ | 4 ¹ / ₄ | 5 ⁷ / ₈ |
| | | | Thermo | 4.05109.839 HT SS | 4.05108.839 HT SS | Plain, Bronze | 6 ¹ / ₂ | 4 ¹ / ₄ | 5 ⁷ / ₈ |
| | | | Endura Solid Elastomer | 4.05109.839 EN SS | 4.05108.839 EN SS | Delrin, Bronze, PPBB | 6 ¹ / ₂ | 4 ¹ / ₄ | 5 ⁷ / ₈ |
| 6" | 2" | 400 | Trans-forma LT (Round) | 4.06109.5B9 SS | 4.06108.5B9 SS | Delrin, Bronze, PPBB | 7 ¹ / ₂ | 5 | 7 ¹ / ₈ |
| | | 410 | Performa Rubber (Flat/Conductive) | 4.06109.459 SS | 4.06108.459.2 SS | PPBB | 7 ¹ / ₂ | 5 | 6 ¹ / ₈ |
| | | 450 | Performa Rubber (Round/Grey) | 4.06109.559 SS | 4.06108.559 SS | Delrin, Bronze, PPBB | 7 ¹ / ₂ | 5 | 7 ¹ / ₈ |
| | | | Trans-forma (Round) | 4.06109.5E9 SS | 4.06108.5E9 SS | Delrin, Bronze, PPBB | 7 ¹ / ₂ | 5 | 7 ¹ / ₈ |
| | | 500 | Trans-forma LT (Flat) | 4.06109.4B9 SS | 4.06108.4B9 SS | Delrin, Bronze, PPBB | 7 ¹ / ₂ | 5 | 7 ¹ / ₈ |
| | | 600 | Performa Rubber (Flat/Black) | 4.06109.459.2 SS | 4.06108.459.2 SS | Delrin, Bronze, PPBB | 7 ¹ / ₂ | 5 | 7 ¹ / ₈ |
| | | | Performa Rubber (Flat/Grey) | 4.06109.459 SS | 4.06108.459 SS | Delrin, Bronze, PPBB | 7 ¹ / ₂ | 5 | 7 ¹ / ₈ |
| | | 650 | Trans-forma (Flat) | 4.06109.4E9 SS | 4.06108.4E9 SS | Delrin, Bronze, PPBB | 7 ¹ / ₂ | 5 | 7 ¹ / ₈ |
| | | | Trans-forma HD (Round) | 4.06109.5F9 SS | 4.06108.5F9 SS | Delrin, Bronze, PPBB | 7 ¹ / ₂ | 5 | 7 ¹ / ₈ |
| | | 700 | Polyolefin | 4.06109.839 SS | 4.06108.839 SS | Delrin, Bronze, Plain, PPBB | 7 ¹ / ₂ | 5 | 5 ¹ / ₂ |
| | | 900 | Polyurethane HI-TECH | 4.06109.929 SS | 4.06108.929 SS | Delrin, Bronze, PPBB | 7 ¹ / ₂ | 5 | 5 |
| | | | Trans-forma HD (Flat) | 4.06109.4F9 SS | 4.06108.4F9 SS | Delrin, Bronze, PPBB | 7 ¹ / ₂ | 5 | 7 ¹ / ₈ |
| | | 1100 | Endura Solid Elastomer | 4.06109.839 EN SS | 4.06108.839 EN SS | Delrin, Bronze, PPBB | 7 ¹ / ₂ | 5 | 6 |
| | | | Thermo | 4.06109.839 HT SS | 4.06108.839 HT SS | Plain, Bronze | 7 ¹ / ₂ | 5 | 6 |
| | | 1200 | Maxim | 4.06109.539 SS | 4.06108.539 SS | Delrin, Bronze, PPBB | 7 ¹ / ₂ | 5 | 6 |
| | | | Phenolic | 4.06109.339 SS | 4.06108.339 SS | Delrin, PPBB | 7 ¹ / ₂ | 5 | 6 |
| 8" | 2" | 500 | Performa Rubber (Flat/Conductive) | 4.08199.459 COND SS | 4.08198.459 COND SS | PPBB | 9 ¹ / ₂ | 6 ¹ / ₂ | 6 ¹ / ₄ |
| | | 600 | Performa Rubber (Round/Grey) | 4.08199.559 SS | 4.08198.559 SS | Delrin, Bronze, PPBB | 9 ¹ / ₂ | 6 ¹ / ₂ | 8 ¹ / ₈ |
| | | 675 | Performa Rubber (Flat/Black) | 4.08199.459.2 SS | 4.08198.459.2 SS | Delrin, Bronze, PPBB | 9 ¹ / ₂ | 6 ¹ / ₂ | 8 ¹ / ₈ |
| | | | Performa Rubber (Flat/Grey) | 4.08199.459 SS | 4.08198.459 SS | Delrin, Bronze, PPBB | 9 ¹ / ₂ | 6 ¹ / ₂ | 8 ¹ / ₈ |
| | | 900 | Polyolefin | 4.08199.839 SS | 4.08198.839 SS | Delrin, Bronze, Plain, PPBB | 9 ¹ / ₂ | 6 ¹ / ₂ | 5 ³ / ₄ |
| | | 1000 | Polyurethane HI-TECH | 4.08199.929 SS | 4.08198.929 SS | Delrin, Bronze, PPBB | 9 ¹ / ₂ | 6 ¹ / ₂ | 5 ³ / ₄ |
| | | 1200 | Endura Solid Elastomer | 4.08199.839 EN SS | 4.08198.839 EN SS | Delrin, Bronze, PPBB | 9 ¹ / ₂ | 6 ¹ / ₂ | 6 ³ / ₄ |
| | | 1250 | Maxim | 4.08199.539 SS | 4.08198.539 SS | Delrin, Bronze, PPBB | 9 ¹ / ₂ | 6 ¹ / ₂ | 6 ³ / ₄ |
| | | | Phenolic | 4.08199.339 SS | 4.08198.339 SS | Delrin, Bronze, PPBB | 9 ¹ / ₂ | 6 ¹ / ₂ | 6 ³ / ₄ |

All 4 Series swivel forks are notched to accommodate four position swivel locks.

Bearing Options

Wheels feature roller bearings in above chart. To order optional bearings, see information to the right. To order caster with no wheel bearing, consult factory.



Roller Bearing
Stainless Steel cage roller bearing (Specify **WB29**).
Stainless Steel thrust & retainer washers (Specify **WSR1**).



Delrin Bearing
For standard two-piece bearing change 9th digit to "1" (Example: 4.06109.921 SS).
One-piece with steel thrust washers (Specify **WB11**).



Pedestal Precision Ball Bearing (PPBB)
To order change 9th digit to "5" (Example: 4.06109.925 SS).
Available in stainless steel; consult factory.



Bronze Bearing
To order, change the 9th digit in model number to "4" (Example: 4.06109.534 SS).

4


Series *enforcer*®

- Kingpinless Top Plate Swivel & Rigid
- Capacity to 1400 lbs

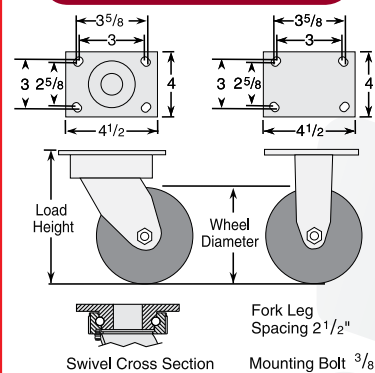
www.colsoncaster.com

Standard Features

- Attractive zinc plated finish
- Full single ball hardened raceway
- Formed fork legs feature robotic welding
- 1/2" hollow axle with grease zerk and lock nut
- Plastic seal/retainer washer (roller bearing models)
- 5/16" swivel steel top plate for durability, rigid top plate 1/4" steel
- Grease fittings: wheel bearing and swivel raceway
- "Colson 45" multi-temp grease lubricates in extreme hot and cold temperatures



Standard Dimensions



Caster Brake



Tread Lock
(See page 18) Available on all swivel casters except V-Groove models (Specify **BRK1**).



Side Lock
(See page 17) Available on all swivel models equipped with roller or one-piece Delrin bearing only (Specify **BRK3**).

Fork / Wheel Options



Hand Activated Swivel Lock (See page 19)
Available on all swivel casters. Specify **MTG61** with standard top plate, **MTG62** with #2 top plate and **MTG64** with #4 top plate.



Foot Activated Swivel Lock (See page 19)
Available on all swivel casters with standard top plate (Specify **MTG81**).

Thread Guards
(See page 114) Available on many models (Specify **TG1** for metal or **TG2** for plastic).

Extended Lead Fork

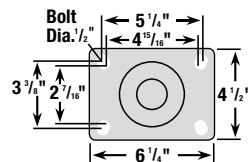
Available on 6" and 8" models with 9 1/2" & 10 1/8" load height respectively (Specify **EL**). Also specify load height.

Axle / Nut Options

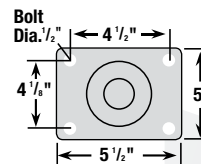
AX2 Solid Axle
NT1 Thick lock nut

Optional Top Plates


#2 Top Plate (Specify **MTG2**)



#4 Top Plate (Specify **MTG4**)



Wheel Selection



Colson 4 Series Casters • Enforcer Top Plate Swivel & Rigid • Capacity to 1400 lbs

| Wheel Dia. | Tread Width | Capacity Each (Pounds) | Wheel Descriptions | Swivel Top Plate Roller Bearing Caster Models | Rigid Top Plate Roller Bearing Caster Models | Optional Bearings (Order information below chart) | Load Height | Swivel Radius | Weight lbs (Rigid Deduct 1.5 lbs) |
|------------|-------------|------------------------|--------------------------------------|---|--|---|-------------|---------------|-----------------------------------|
| 4" | 2" | 300 | Performa Rubber (Flat/Conductive) | 4.04189.459 COND | 4.04108.459 COND | PPBB | 5 5/8 | 3 9/16 | 5 3/4 |
| | | | Performa Rubber (Flat/Black) | 4.04189.459.2 | 4.04108.459.2 | Delrin, Prec. Ball, PPBB | 5 5/8 | 3 9/16 | 5 3/4 |
| | | | Performa Rubber (Flat/Grey) | 4.04189.459 | 4.04108.459 | Delrin, Prec. Ball, PPBB | 5 5/8 | 3 9/16 | 5 3/4 |
| | | | Trans-forma LT (Flat) | 4.04189.489 | 4.04108.489 | Delrin, PPBB | 5 5/8 | 3 9/16 | 5 3/4 |
| | | | Trans-forma (Flat) | 4.04189.4E9 | 4.04108.4E9 | Delrin, PPBB | 5 5/8 | 3 9/16 | 5 3/4 |
| | | | Moldon Rubber (Cast iron core) | 4.04189.649.7 | 4.04108.649.7 | Delrin, PPBB | 5 5/8 | 3 9/16 | 6 |
| | | 500 | Polyolefin | 4.04189.839 | 4.04108.839 | Delrin, Plain, PPBB | 5 5/8 | 3 9/16 | 4 1/2 |
| | | | Trans-forma HD (Flat) | 4.04189.4F9 | 4.04108.4F9 | Delrin, PPBB | 5 5/8 | 3 9/16 | 5 3/4 |
| | | 600 | Polyurethane HI-TECH | 4.04189.929 | 4.04108.929 | Delrin, PPBB | 5 5/8 | 3 9/16 | 4 3/4 |
| | | | Moldon Polyurethane (Aluminum core) | 4.04189.939 | 4.04108.939 | Delrin, PPBB | 5 5/8 | 3 9/16 | 5 1/4 |
| | | | Moldon Polyurethane (Cast iron core) | 4.04189.949.7 | 4.04108.949.7 | Delrin, PPBB | 5 5/8 | 3 9/16 | 6 |
| | | | Maxim | 4.04189.539 | 4.04108.539 | Delrin, Bronze, PPBB | 5 5/8 | 3 9/16 | 5 1/8 |
| | | | Phenolic | 4.04189.339 | 4.04108.339 | Delrin, PPBB | 5 5/8 | 3 9/16 | 5 3/4 |
| | | | V-Groove | 4.04189.739 | 4.04108.739 | Delrin, PPBB | 5 5/8 | 3 9/16 | 8 1/8 |
| 5" | 2" | 1000 | Endura Solid Elastomer | 4.04189.839 EN | 4.04108.839 EN | Delrin, Prec. Ball, PPBB | 5 5/8 | 3 9/16 | 5 3/4 |
| | | | Cast Iron | 4.04189.139 | 4.04108.139 | Delrin, PPBB | 5 5/8 | 3 9/16 | 7 7/8 |
| | | 325 | Performa Rubber (Flat/Conductive) | 4.05189.459 COND | 4.05108.459 COND | PPBB | 6 1/2 | 3 7/8 | 6 1/8 |
| | | | Moldon Rubber (Cast iron core) | 4.05189.649.7 | 4.05108.649.7 | Delrin, PPBB | 6 1/2 | 3 7/8 | 7 |
| | | 400 | Trans-forma LT (Flat) | 4.05189.489 | 4.05108.489 | Delrin, PPBB | 6 1/2 | 3 7/8 | 6 1/8 |
| | | | Performa Rubber (Flat/Black) | 4.05189.459.2 | 4.05108.459.2 | Delrin, Prec. Ball, PPBB | 6 1/2 | 3 7/8 | 6 1/8 |
| | | | Performa Rubber (Flat/Grey) | 4.05189.459 | 4.05108.459 | Delrin, Prec. Ball, PPBB | 6 1/2 | 3 7/8 | 6 1/8 |
| | | | Trans-forma (Flat) | 4.05189.4E9 | 4.05108.4E9 | Delrin, PPBB | 6 1/2 | 3 7/8 | 6 1/8 |
| | | 500 | Polyolefin | 4.05189.839 | 4.05108.839 | Delrin, Plain, PPBB | 6 1/2 | 3 7/8 | 4 7/8 |
| | | | Trans-forma HD (Flat/Grey) | 4.05189.4F9 | 4.05108.4F9 | Delrin, PPBB | 6 1/2 | 3 7/8 | 6 1/8 |
| | | 650 | Polyurethane HI-TECH | 4.05189.929 | 4.05108.929 | Delrin, PPBB | 6 1/2 | 3 7/8 | 4 3/4 |
| | | | Maxim | 4.05189.539 | 4.05108.539 | Delrin, Bronze, PPBB | 6 1/2 | 3 7/8 | 5 1/2 |
| | | | Endura Solid Elastomer | 4.05189.839 EN | 4.05108.839 EN | Delrin, Prec. Ball, PPBB | 6 1/2 | 3 7/8 | 5 3/4 |
| | | | Moldon Polyurethane (Aluminum core) | 4.05189.939 | 4.05108.939 | Delrin, PPBB | 6 1/2 | 3 7/8 | 6 1/8 |
| 6" | 2" | | Moldon Polyurethane (Cast iron core) | 4.05189.949.7 | 4.05108.949.7 | Delrin, PPBB | 6 1/2 | 3 7/8 | 7 |
| | | | Moldon Nylon | 4.05189.939.3 | 4.05108.939.3 | Delrin, PPBB | 6 1/2 | 3 7/8 | 9 1/4 |
| | | | Phenolic | 4.05189.339 | 4.05108.339 | Delrin, PPBB | 6 1/2 | 3 7/8 | 5 3/4 |
| | | | Cast Iron | 4.05189.139 | 4.05108.139 | Delrin, PPBB | 6 1/2 | 3 7/8 | 8 7/8 |
| | | 1400 | Forged Steel | 4.05189.239 | 4.05108.239 | Delrin, PPBB | 6 1/2 | 3 7/8 | 9 1/4 |
| | | 400 | Trans-forma LT (Round) | 4.06189.589 | 4.06108.589 | Delrin, PPBB | 7 1/2 | 4 5/8 | 6 1/8 |
| | | | Performa Rubber (Flat/Conductive) | 4.06189.459 COND | 4.06108.459 COND | PPBB | 7 1/2 | 4 5/8 | 6 1/8 |
| | | | Performa Rubber (Round/Conductive) | 4.06189.559 COND | 4.06108.559 COND | PPBB | 7 1/2 | 4 5/8 | 6 1/8 |
| | | | Performa Rubber (Round/Grey) | 4.06189.559 | 4.06108.559 | Delrin, Prec. Ball, PPBB | 7 1/2 | 4 5/8 | 6 1/8 |
| | | | Trans-forma (Round) | 4.06189.5E9 | 4.06108.5E9 | Delrin, PPBB | 7 1/2 | 4 5/8 | 6 1/8 |
| | | | Moldon Rubber (Cast iron core) | 4.06189.649.7 | 4.06108.649.7 | Delrin, PPBB | 7 1/2 | 4 5/8 | 9 |
| | | 500 | Trans-forma LT (Flat) | 4.06189.489 | 4.06108.489 | Delrin, PPBB | 7 1/2 | 4 5/8 | 6 1/8 |
| | | | Performa Rubber (Flat/Black) | 4.06189.459.2 | 4.06108.459.2 | Delrin, Prec. Ball, PPBB | 7 1/2 | 4 5/8 | 6 1/8 |
| | | | Performa Rubber (Flat/Grey) | 4.06189.459 | 4.06108.459 | Delrin, Prec. Ball, PPBB | 7 1/2 | 4 5/8 | 6 1/8 |
| 8" | 2" | | Trans-forma (Flat) | 4.06189.4E9 | 4.06108.4E9 | Delrin, PPBB | 7 1/2 | 4 5/8 | 6 1/8 |
| | | 650 | Trans-forma HD (Round) | 4.06189.5F9 | 4.06108.5F9 | Delrin, PPBB | 7 1/2 | 4 5/8 | 6 1/8 |
| | | 700 | Polyolefin | 4.06189.839 | 4.06108.839 | Delrin, Plain, PPBB | 7 1/2 | 4 5/8 | 5 1/2 |
| | | | Polyurethane HI-TECH | 4.06189.929 | 4.06108.929 | Delrin, PPBB | 7 1/2 | 4 5/8 | 5 |
| | | | Trans-forma HD (Flat) | 4.06189.4F9 | 4.06108.4F9 | Delrin, PPBB | 7 1/2 | 4 5/8 | 6 1/8 |
| | | 900 | Triumph (Round/Blue)* | 4.06189.96TF | 4.06108.96TF | Prec. Ball | 7 1/2 | 4 5/8 | 7 1/2 |
| | | | Triumph (Round/Red)* | 4.06189.96TS | 4.06108.96TS | Prec. Ball | 7 1/2 | 4 5/8 | 7 1/2 |
| | | 1100 | Endura Solid Elastomer | 4.06189.839 EN | 4.06108.839 EN | Delrin, Prec. Ball, PPBB | 7 1/2 | 4 5/8 | 7 |
| | | | Maxim | 4.06189.539 | 4.06108.539 | Delrin, Bronze, PPBB | 7 1/2 | 4 5/8 | 5 3/4 |
| | | | Moldon Polyurethane (Aluminum core) | 4.06189.939 | 4.06108.939 | Delrin, PPBB | 7 1/2 | 4 5/8 | 7 1/2 |
| | | | Moldon Polyurethane (Cast iron core) | 4.06189.949.7 | 4.06108.949.7 | Delrin, PPBB | 7 1/2 | 4 5/8 | 9 |
| | | | Moldon Nylon | 4.06189.939.3 | 4.06108.939.3 | Delrin, PPBB | 7 1/2 | 4 5/8 | 9 1/4 |
| | | | Phenolic | 4.06189.339 | 4.06108.339 | Delrin, PPBB | 7 1/2 | 4 5/8 | 7 |
| | | | V-Groove | 4.06189.739 | 4.06108.739 | Delrin, PPBB | 7 1/2 | 4 5/8 | 10 1/2 |
| 8" | 2" | 1400 | Cast Iron | 4.06189.139 | 4.06108.139 | Delrin, PPBB | 7 1/2 | 4 5/8 | 9 3/4 |
| | | | Forged Steel | 4.06189.239 | 4.06108.239 | Delrin, PPBB | 7 1/2 | 4 5/8 | 10 1/4 |
| | | 500 | Performa Rubber (Flat/Conductive) | 4.08189.459 COND | 4.08198.459 COND | PPBB | 9 1/2 | 6 1/8 | 6 1/4 |
| | | | Performa Rubber (Round/Conductive) | 4.08189.559 COND | 4.08198.559 COND | PPBB | 9 1/2 | 6 1/8 | 6 1/4 |
| | | | Moldon Rubber (Cast iron core) | 4.08189.649.7 | 4.08198.649.7 | Delrin, PPBB | 9 1/2 | 6 1/8 | 11 |
| | | 600 | Performa Rubber (Round/Grey) | 4.08189.559 | 4.08198.559 | Delrin, Prec. Ball, PPBB | 9 1/2 | 6 1/8 | 6 1/4 |
| | | | Performa Rubber (Flat/Black) | 4.08189.459.2 | 4.08198.459.2 | Delrin, Prec. Ball, PPBB | 9 1/2 | 6 1/8 | 6 1/4 |
| | | 675 | Performa Rubber (Flat/Grey) | 4.08189.459 | 4.08198.459 | Delrin, Prec. Ball, PPBB | 9 1/2 | 6 1/8 | 6 1/4 |
| | | | Polyolefin | 4.08189.839 | 4.08198.839 | Delrin, Plain, PPBB | 9 1/2 | 6 1/8 | 5 3/4 |
| | | | Polyurethane HI-TECH | 4.08189.929 | 4.08198.929 | Delrin, PPBB | 9 1/2 | 6 1/8 | 5 3/4 |
| | | 1000 | Endura Solid Elastomer | 4.08189.839 EN | 4.08198.839 EN | Delrin, Prec. Ball, PPBB | 9 1/2 | 6 1/8 | 8 1/2 |
| | | | Triumph (Crown/Brown)* | 4.08189.93TF | 4.08198.93TF | Prec. Ball | 9 1/2 | 6 1/8 | 8 1/4 |
| | | | Triumph (Crown/Red)* | 4.08189.93TS | 4.08198.93TS | Prec. Ball | 9 1/2 | 6 1/8 | 8 1/4 |
| | | | Triumph (Round/Blue)* | 4.08189.96TF | 4.08198.96TF | Prec. Ball | 9 1/2 | 6 1/8 | 8 1/4 |
| | | | Triumph (Round/Red)* | 4.08189.96TS | 4.08198.96TS | Prec. Ball | 9 1/2 | 6 1/8 | 8 1/4 |
| 8" | 2" | | Maxim | 4.08189.539 | 4.08198.539 | Delrin, Bronze, PPBB | 9 1/2 | 6 1/8 | 6 1/2 |
| | | | Moldon Polyurethane (Aluminum core) | 4.08189.939 | 4.08198.939 | Delrin, PPBB | 9 1/2 | 6 1/8 | 8 1/4 |
| | | | Moldon Polyurethane (Cast iron core) | 4.08189.949.7 | 4.08198.949.7 | Delrin, PPBB | 9 1/2 | 6 1/8 | 11 |
| | | | Moldon Nylon | 4.08189.939.3 | 4.08198.939.3 | Delrin, PPBB | 9 1/2 | 6 1/8 | 9 1/4 |
| | | | Phenolic | 4.08189.339 | 4.08198.339 | Delrin, PPBB | 9 1/2 | 6 1/8 | 8 1/2 |
| | | | Cast Iron | 4.08189.139 | 4.08198.139 | Delrin, PPBB | 9 1/2 | 6 1/8 | 12 1/2 |

*Triumph wheels available with Precision ball bearing only.

Bearing Options

Wheels feature roller bearings in above chart. To order optional bearings, see information to the right. To order caster with no wheel bearing, consult factory.



Roller Bearing
Metal cage (Specify **WB29**).
Metal thrust & retainer washers (Specify **WSR1**).
Sintered iron step washers (Specify **WSR2**).
Sealed metal retainer washer (Specify **WSR3**).



Torrington Roller Bearing
Torrington style roller bearing with retainer (Specify **WB19**).



Delrin Bearing
For standard two-piece bearing change 9th digit to "1" (Example: 4.06189.921).
One-piece with steel thrust washers (Specify **WB11**).



Precision Ball
To order change 8th and 9th digits to "P5" (Example: 4.06189.4P5).



Pedestal Precision Ball Bearing (PPBB)
To order change 9th digit to "5" (Example: 4.06189.455).



Bronze Bearing
To order change 9th digit to "4" (Example: 4.06189.534).

4 Series

6

Series

- Top Plate Swivel & Rigid
- Capacity up to 1500 lbs each

www.colsoncaster.com

Standard Features

- Attractive zinc plated finish
- Full double ball hardened raceways
- 1/2" hollow axle with grease zerk and lock nut
- Plastic seal/retainer washer (roller bearing models)
- 5/16" steel top plate for durability (1/4" rigid top plate)
- Heat treated bolt and nut king pin with 3/4" diameter bolt
- Grease fittings: wheel bearing and swivel raceway
- "Colson 45" multi-temp grease lubricates in extreme hot and cold temperatures



Fork / Wheel Options



NSF Listed
(See page 3) All models except swivel lock, thread guards, forged steel and cast iron core wheels (Specify FSI).



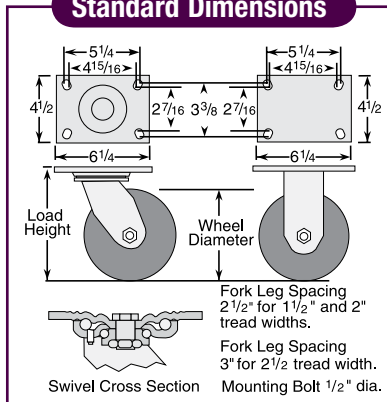
Hand Activated Swivel Lock
(See page 19) Available on all swivel casters in Bolt-On or Welded design.

Thread Guards
(See page 114) Available on many models (Specify TG1 for metal or TG2 for plastic).

Axle/Nut Options
AX2 Solid Axle (2" tread width)
NT1 Thick lock nut
NT2 Thin lock nut

| Lube Options | Fork | Wheel |
|-----------------|-----------------|-------|
| No Grease | GRF1 | GRW1 |
| Double Grease | GRF2 | GRW2 |
| 300° Continuous | GRF3 | GRW3 |
| 500° Continuous | Consult Factory | |

Standard Dimensions




Caster Brake



Tread Lock
(See page 18) Available on all swivel casters with 2" tread widths except V-Groove models (Specify BRK1).

Wheel Selection



Colson 6 Series Casters • Top Plate Swivel & Rigid • Capacity to 1500 lbs

| Wheel Dia. | Tread Width | Capacity Each (Pounds) | Wheel Descriptions | Swivel Top Plate Roller Bearing Caster Models | Rigid Top Plate Roller Bearing Caster Models | Optional Bearings (Order information below chart) | Load Height | Swivel Radius | Weight lbs (Rigid Deduct 1.5 lbs) |
|------------|-------------|------------------------|--------------------------------------|---|--|---|-------------|---------------|-----------------------------------|
| 4" | 2" | 300 | Performa Rubber (Conductive Flat) | 6.04209.459 COND | 6.04208.459 COND | PPBB | 5 5/8 | 3 3/8 | 7 1/4 |
| | | | Performa Rubber (Flat/Black) | 6.04209.459.2 | 6.04208.459.2 | Delrin, Prec. Ball, PPBB | 5 5/8 | 3 3/8 | 7 1/4 |
| | | | Performa Rubber (Flat/Grey) | 6.04209.459 | 6.04208.459 | Delrin, Prec. Ball, PPBB | 5 5/8 | 3 3/8 | 7 1/4 |
| | | 400 | Trans-forma LT (Flat) | 6.04209.489 | 6.04208.489 | Delrin, PPBB | 5 5/8 | 3 3/8 | 7 1/4 |
| | | | Trans-forma (Flat) | 6.04209.4E9 | 6.04208.4E9 | Delrin, PPBB | 5 5/8 | 3 3/8 | 7 1/4 |
| | | | Moldon Rubber (Cast iron core) | 6.04209.649.7 | 6.04208.649.7 | Delrin, PPBB | 5 5/8 | 3 3/8 | 9 1/4 |
| | | 500 | Polyolefin | 6.04209.839 | 6.04208.839 | Plain, Delrin, PPBB | 5 5/8 | 3 3/8 | 7 1/4 |
| | | | Trans-forma HD (Flat) | 6.04209.4F9 | 6.04208.4F9 | Delrin, PPBB | 5 5/8 | 3 3/8 | 7 1/4 |
| | | 600 | Polyurethane HI-TECH | 6.04209.929 | 6.04208.929 | Delrin, PPBB | 5 5/8 | 3 3/8 | 7 1/2 |
| | | | Moldon Polyurethane (Aluminum core) | 6.04209.939 | 6.04208.939 | Delrin, PPBB | 5 5/8 | 3 3/8 | 7 1/2 |
| | | | Moldon Polyurethane (Cast iron core) | 6.04209.949.7 | 6.04208.949.7 | Delrin, PPBB | 5 5/8 | 3 3/8 | 9 1/4 |
| | | 700 | Maxim | 6.04209.539 | 6.04208.539 | Delrin, Bronze, PPBB | 5 5/8 | 3 3/8 | 6 3/8 |
| | | | Phenolic | 6.04209.339 | 6.04208.339 | Delrin, PPBB | 5 5/8 | 3 3/8 | 7 1/4 |
| | | | Thermo | 6.04209.839 HT | 6.04208.839 HT | Plain, Bronze | 5 5/8 | 3 3/8 | 8 1/4 |
| | | | V-Groove | 6.04209.739 | 6.04208.739 | Delrin, PPBB | 5 5/8 | 3 3/8 | 11 |
| | | 1000 | Endura Solid Elastomer | 6.04209.839 EN | 6.04208.839 EN | Delrin, Prec. Ball, PPBB | 5 5/8 | 3 3/8 | 7 1/4 |
| | | | Cast Iron | 6.04209.139 | 6.04208.139 | Delrin, PPBB | 5 5/8 | 3 3/8 | 9 |
| 5" | 2" | 325 | Performa Rubber (Conductive Flat) | 6.05209.459 COND | 6.05208.459 COND | PPBB | 6 1/2 | 4 5/16 | 9 |
| | | | Moldon Rubber (Cast iron core) | 6.05209.649.7 | 6.05208.649.7 | Delrin, PPBB | 6 1/2 | 4 5/16 | 11 1/4 |
| | | 400 | Trans-forma LT (Flat) | 6.05209.489 | 6.05208.489 | Delrin, PPBB | 6 1/2 | 4 5/16 | 9 |
| | | | Performa Rubber (Flat/Black) | 6.05209.459.2 | 6.05208.459.2 | Delrin, Prec. Ball, PPBB | 6 1/2 | 4 5/16 | 9 |
| | | | Performa Rubber (Flat/Grey) | 6.05209.459 | 6.05208.459 | Delrin, Prec. Ball, PPBB | 6 1/2 | 4 5/16 | 9 |
| | | 500 | Trans-forma (Flat) | 6.05209.4E9 | 6.05208.4E9 | Delrin, PPBB | 6 1/2 | 4 5/16 | 9 |
| | | | Polyolefin | 6.05209.839 | 6.05208.839 | Delrin, Plain, PPBB | 6 1/2 | 4 5/16 | 9 |
| | | | Polyurethane HI-TECH | 6.05209.929 | 6.05208.929 | Delrin, PPBB | 6 1/2 | 4 5/16 | 8 1/2 |
| | | 650 | Trans-forma HD (Flat) | 6.05209.4F9 | 6.05208.4F9 | Delrin, PPBB | 6 1/2 | 4 5/16 | 9 |
| | | | Maxim | 6.05209.539 | 6.05208.539 | Delrin, Bronze, PPBB | 6 1/2 | 4 5/16 | 6 3/4 |
| | | | Endura Solid Elastomer | 6.05209.839 EN | 6.05208.839 EN | Delrin, Prec. Ball, PPBB | 6 1/2 | 4 5/16 | 8 |
| | | | Moldon Polyurethane (Aluminum core) | 6.05209.939 | 6.05208.939 | Delrin, PPBB | 6 1/2 | 4 5/16 | 8 3/4 |
| | | | Moldon Polyurethane (Cast iron core) | 6.05209.949.7 | 6.05208.949.7 | Delrin, PPBB | 6 1/2 | 4 5/16 | 11 1/4 |
| | | 1000 | Moldon Nylon | 6.05209.939.3 | 6.05208.939.3 | Delrin, PPBB | 6 1/2 | 4 5/16 | 8 |
| | | | Phenolic | 6.05209.339 | 6.05208.339 | Delrin, PPBB | 6 1/2 | 4 5/16 | 8 |
| | | | Thermo | 6.05209.839 HT | 6.05208.839 HT | Plain, Bronze | 6 1/2 | 4 5/16 | 9 |
| | | | Cast Iron | 6.05209.139 | 6.05208.139 | Delrin, PPBB | 6 1/2 | 4 5/16 | 10 3/4 |
| 6" | 2" | 1500 | Forged Steel | 6.05209.239 | 6.05208.239 | Delrin, PPBB | 6 1/2 | 4 5/16 | 11 1/4 |
| | | 400 | Trans-forma LT (Round) | 6.06209.5B9 | 6.06208.5B9 | Delrin, PPBB | 7 1/2 | 4 3/4 | 7 3/4 |
| | | | Performa Rubber (Conductive/Flat) | 6.06209.459 COND | 6.06208.459 COND | PPBB | 7 1/2 | 4 3/4 | 7 3/4 |
| | | 410 | Performa Rubber (Conductive/Round) | 6.06209.559 COND | 6.06208.559 COND | PPBB | 7 1/2 | 4 3/4 | 7 3/4 |
| | | | Performa Rubber (Round/Grey) | 6.06209.559 | 6.06208.559 | Delrin, Prec. Ball, PPBB | 7 1/2 | 4 3/4 | 7 3/4 |
| | | 450 | Trans-forma (Round) | 6.06209.5E9 | 6.06208.5E9 | Delrin, PPBB | 7 1/2 | 4 3/4 | 7 3/4 |
| | | | Moldon Rubber (Cast iron core) | 6.06209.649.7 | 6.06208.649.7 | Delrin, PPBB | 7 1/2 | 4 3/4 | 12 1/4 |
| | | 500 | Trans-forma LT (Flat) | 6.06209.4B9 | 6.06208.4B9 | Delrin, PPBB | 7 1/2 | 4 3/4 | 7 3/4 |
| | | | Performa Rubber (Flat/Black) | 6.06209.459.2 | 6.06208.459.2 | Delrin, Prec. Ball, PPBB | 7 1/2 | 4 3/4 | 7 3/4 |
| | | 600 | Performa Rubber (Flat/Grey) | 6.06209.459 | 6.06208.459 | Delrin, Prec. Ball, PPBB | 7 1/2 | 4 3/4 | 7 3/4 |
| | | | Trans-forma (Flat) | 6.06209.4E9 | 6.06208.4E9 | Delrin, PPBB | 7 1/2 | 4 3/4 | 7 3/4 |
| | | 650 | Trans-forma HD (Round) | 6.06209.5F9 | 6.06208.5F9 | Delrin, PPBB | 7 1/2 | 4 3/4 | 7 3/4 |
| | | 700 | Polyolefin | 6.06209.839 | 6.06208.839 | Plain, Delrin, PPBB | 7 1/2 | 4 3/4 | 8 1/2 |
| | | | Polyurethane HI-TECH | 6.06209.929 | 6.06208.929 | Delrin, PPBB | 7 1/2 | 4 3/4 | 7 3/4 |
| | | | Trans-forma HD (Flat) | 6.06209.4F9 | 6.06208.4F9 | Delrin, PPBB | 7 1/2 | 4 3/4 | 7 3/4 |
| | | 900 | Triumph (Round/Blue)* | 6.06209.96TF | 6.06208.96TF | Prec. Ball | 7 1/2 | 4 3/4 | 9 1/4 |
| 8" | 2" | | Triumph (Round/Red)* | 6.06209.96TS | 6.06208.96TS | Prec. Ball | 7 1/2 | 4 3/4 | 9 1/4 |
| | | 1100 | Endura Solid Elastomer | 6.06209.839 EN | 6.06208.839 EN | Delrin, Prec. Ball, PPBB | 7 1/2 | 4 3/4 | 9 1/4 |
| | | | Maxim | 6.06209.539 | 6.06208.539 | Delrin, Bronze, PPBB | 7 1/2 | 4 3/4 | 7 1/8 |
| | | | Moldon Polyurethane (Aluminum core) | 6.06209.939 | 6.06208.939 | Delrin, PPBB | 7 1/2 | 4 3/4 | 9 1/4 |
| | | | Moldon Polyurethane (Cast iron core) | 6.06209.949.7 | 6.06208.949.7 | Delrin, PPBB | 7 1/2 | 4 3/4 | 12 1/2 |
| | | 1200 | Moldon Nylon | 6.06209.939.3 | 6.06208.939.3 | Delrin, PPBB | 7 1/2 | 4 3/4 | 9 1/4 |
| | | | Phenolic | 6.06209.339 | 6.06208.339 | Delrin, PPBB | 7 1/2 | 4 3/4 | 9 1/4 |
| | | | V-Groove | 6.06209.739 | 6.06208.739 | Delrin, PPBB | 7 1/2 | 4 3/4 | 12 |
| | | | Cast Iron | 6.06209.139 | 6.06208.139 | Delrin, PPBB | 7 1/2 | 4 3/4 | 12 1/2 |
| | | 1500 | Forged Steel | 6.06209.239 | 6.06208.239 | Delrin, PPBB | 7 1/2 | 4 3/4 | 12 1/2 |
| | | | Phenolic | 6.06259.369 | 6.06258.369 | — | 7 1/2 | 4 3/4 | 10 1/4 |
| | | | Cast Iron | 6.06259.169 | 6.06258.169 | — | 7 1/2 | 4 3/4 | 15 3/4 |
| 10" | 2 1/2" | 1500 | Cast Iron | 6.06259.169 | 6.06258.169 | — | 7 1/2 | 4 3/4 | 15 3/4 |
| | | 500 | Performa Rubber (Conductive/Flat) | 6.08299.459 COND | 6.08298.459 COND | PPBB | 9 1/2 | 6 1/4 | 8 1/2 |
| | | | Performa Rubber (Conductive/Round) | 6.08299.559 COND | 6.08298.559 COND | PPBB | 9 1/2 | 6 1/4 | 8 1/2 |
| | | | Moldon Rubber (Cast iron core) | 6.08299.649.7 | 6.08298.649.7 | Delrin, PPBB | 9 1/2 | 6 1/4 | 16 1/4 |
| | | 600 | Performa Rubber (Round/Grey) | 6.08299.559 | 6.08298.559 | Delrin, Prec. Ball, PPBB | 9 1/2 | 6 1/4 | 8 1/2 |
| | | 675 | Performa Rubber (Flat/Black) | 6.08299.459.2 | 6.08298.459.2 | Delrin, Prec. Ball, PPBB | 9 1/2 | 6 1/4 | 8 1/2 |
| | | | Performa Rubber (Flat/Grey) | 6.08299.459 | 6.08298.459 | Delrin, Prec. Ball, PPBB | 9 1/2 | 6 1/4 | 8 1/2 |
| | | 900 | Polyolefin | 6.08299.839 | 6.08298.839 | Plain, Delrin, PPBB | 9 1/2 | 6 1/4 | 10 1/4 |
| | | 1000 | Polyurethane HI-TECH | 6.08299.929 | 6.08298.929 | Delrin, PPBB | 9 1/2 | 6 1/4 | 9 1/2 |
| | | | Endura Solid Elastomer | 6.08299.839 EN | 6.08298.839 EN | Delrin, Prec. Ball, PPBB | 9 1/2 | 6 1/4 | 11 1/2 |
| | | | Triumph (Crown/Brown)* | 6.08299.93TF | 6.08298.93TF | Prec. Ball | 9 1/2 | 6 1/4 | 11 1/2 |
| | | 1200 | Triumph (Crown/Red)* | 6.08299.93TS | 6.08298.93TS | Prec. Ball | 9 1/2 | 6 1/4 | 11 1/2 |
| | | | Triumph (Round/Blue)* | 6.08299.96TF | 6.08298.96TF | Prec. Ball | 9 1/2 | 6 1/4 | 11 1/2 |
| | | | Triumph (Round/Red)* | 6.08299.96TS | 6.08298.96TS | Prec. Ball | 9 1/2 | 6 1/4 | 11 1/2 |
| | | 1400 | Phenolic | 6.08299.339 | 6.08298.339 | Delrin, PPBB | 9 1/2 | 6 1/4 | 11 1/2 |
| | | | Maxim | 6.08299.539 | 6.08298.539 | Delrin, Bronze, PPBB | 9 1/2 | 6 1/4 | 8 |
| | | | Moldon Polyurethane (Aluminum core) | 6.08299.939 | 6.08298.939 | Delrin, PPBB | 9 1/2 | 6 1/4 | 11 1/4 |
| | | | Moldon Polyurethane (Cast iron core) | 6.08299.949.7 | 6.08298.949.7 | Delrin, PPBB | 9 1/2 | 6 1/4 | 16 1/4 |
| | | 1500 | Moldon Nylon | 6.08299.939.3 | 6.08298.939.3 | Delrin, PPBB | 9 1/2 | 6 1/4 | 11 1/4 |
| | | | Cast Iron | 6.08299.139 | 6.08298.139 | Delrin, PPBB | 9 1/2 | 6 1/4 | 16 1/4 |
| | | | Phenolic | 6.08259.369 | 6.08258.369 | — | 9 1/2 | 6 1/4 | 13 1/4 |
| | | | Cast Iron | 6.08259.169 | 6.08258.169 | — | 9 1/2 | 6 1/4 | 18 |
| 10" | 2 1/2" | 1500 | Phenolic | 6.10259.369 | 6.10258.369 | — | 11 1/2 | 7 25/32 | 14 3/4 |
| | | | Cast Iron | 6.10259.169 | 6.10258.169 | — | 11 1/2 | 7 25/32 | 22 1/2 |

*Triumph wheels available with Precision ball bearing only.

Bearing Options

Wheels feature roller bearings in above chart. To order optional bearings, see information to the right. To order caster with no wheel bearing, consult factory.



Roller Bearing

Metal cage roller bearing (Specify **WB29**).
Metal thrust & retainer washers (Specify **WSR1**).
Sintered iron step washers (Specify **WSR2**).
Sealed metal retainer washer (Specify **WSR3**).



Torrington Roller Bearing

Torrington style roller bearing with retainer (Specify **WB19**).



Delrin Bearing

For standard two-piece bearing change 9th digit to "1" (Example: 6.06209.931).
One-piece with steel thrust washers (Specify **WB11**).



Precision Ball Bearing

To order change 8th and 9th digits to "P5" (Example: 6.06209.5P5).
Note: Performa 6" to 8" capacity decreases (See wheel section).



Pedestal Precision Ball Bearing (PPBB)

To order change 9th digit to "5" (Example: 6.06209.4F5).



Bronze Bearing

To order, change the 9th digit in model number to "4" (Example: 6.06209.534).

6 Series

Colson 6 Series Casters • Top Plate Swivel & Rigid • Capacity to 1500 lbs

| Wheel Dia. | Tread Width | Capacity Each (Pounds) | Wheel Descriptions | Swivel Top Plate Roller Bearing Caster Models | Rigid Top Plate Roller Bearing Caster Models | Optional Bearings (Order information below chart) | Load Height | Swivel Radius | Weight lbs (Rigid Deduct 1.5 lbs) |
|------------|-------------|------------------------|--------------------------------------|---|--|---|-------------|---------------|-----------------------------------|
| 4" | 2" | 300 | Performa Rubber (Conductive/Flat) | 6.04209.459 COND | 6.04208.459 COND | PPBB | 5 5/8 | 3 3/8 | 7 1/4 |
| | | | Performa Rubber (Flat/Black) | 6.04209.459.2 | 6.04208.459.2 | Delrin, Prec. Ball, PPBB | 5 5/8 | 3 3/8 | 7 1/4 |
| | | 400 | Performa Rubber (Flat/Grey) | 6.04209.459 | 6.04208.459 | Delrin, Prec. Ball, PPBB | 5 5/8 | 3 3/8 | 7 1/4 |
| | | | Trans-forma LT (Flat) | 6.04209.489 | 6.04208.489 | Delrin, PPBB | 5 5/8 | 3 3/8 | 7 1/4 |
| | | | Trans-forma (Flat) | 6.04209.4E9 | 6.04208.4E9 | Delrin, PPBB | 5 5/8 | 3 3/8 | 7 1/4 |
| | | | Moldon Rubber (Cast iron core) | 6.04209.649.7 | 6.04208.649.7 | Delrin, PPBB | 5 5/8 | 3 3/8 | 9 1/4 |
| | | 500 | Polyolefin | 6.04209.839 | 6.04208.839 | Plain, Delrin, PPBB | 5 5/8 | 3 3/8 | 7 1/4 |
| | | | Trans-forma HD (Flat) | 6.04209.4F9 | 6.04208.4F9 | Delrin, PPBB | 5 5/8 | 3 3/8 | 7 1/4 |
| | | 600 | Polyurethane HI-TECH | 6.04209.929 | 6.04208.929 | Delrin, PPBB | 5 5/8 | 3 3/8 | 7 1/2 |
| | | | Moldon Polyurethane (Aluminum core) | 6.04209.939 | 6.04208.939 | Delrin, PPBB | 5 5/8 | 3 3/8 | 7 1/2 |
| | | 700 | Moldon Polyurethane (Cast iron core) | 6.04209.949.7 | 6.04208.949.7 | Delrin, PPBB | 5 5/8 | 3 3/8 | 9 1/4 |
| | | | Maxim | 6.04209.539 | 6.04208.539 | Delrin, Bronze, PPBB | 5 5/8 | 3 3/8 | 6 3/8 |
| | | | Phenolic | 6.04209.339 | 6.04208.339 | Delrin, PPBB | 5 5/8 | 3 3/8 | 7 1/4 |
| | | | Thermo | 6.04209.839 HT | 6.04208.839 HT | Plain, Bronze | 5 5/8 | 3 3/8 | 8 1/4 |
| | | 800 | V-Groove | 6.04209.739 | 6.04208.739 | Delrin, PPBB | 5 5/8 | 3 3/8 | 11 |
| | | | Endura Solid Elastomer | 6.04209.839 EN | 6.04208.839 EN | Delrin, Prec. Ball, PPBB | 5 5/8 | 3 3/8 | 7 1/4 |
| 5" | 2" | 325 | Performa Rubber (Conductive/Flat) | 6.05209.459 COND | 6.05208.459 COND | PPBB | 6 1/2 | 4 5/16 | 9 |
| | | | Moldon Rubber (Cast iron core) | 6.05209.649.7 | 6.05208.649.7 | Delrin, PPBB | 6 1/2 | 4 5/16 | 11 1/4 |
| | | 400 | Trans-forma LT (Flat) | 6.05209.489 | 6.05208.489 | Delrin, PPBB | 6 1/2 | 4 5/16 | 9 |
| | | | Performa Rubber (Flat/Black) | 6.05209.459.2 | 6.05208.459.2 | Delrin, Prec. Ball, PPBB | 6 1/2 | 4 5/16 | 9 |
| | | 450 | Performa Rubber (Flat/Grey) | 6.05209.459 | 6.05208.459 | Delrin, Prec. Ball, PPBB | 6 1/2 | 4 5/16 | 9 |
| | | | Trans-forma (Flat) | 6.05209.4E9 | 6.05208.4E9 | Delrin, PPBB | 6 1/2 | 4 5/16 | 9 |
| | | 500 | Polyolefin | 6.05209.839 | 6.05208.839 | Delrin, Plain, PPBB | 6 1/2 | 4 5/16 | 9 |
| | | | Polyurethane HI-TECH | 6.05209.929 | 6.05208.929 | Delrin, PPBB | 6 1/2 | 4 5/16 | 8 1/2 |
| | | 650 | Trans-forma HD (Flat) | 6.05209.4F9 | 6.05208.4F9 | Delrin, PPBB | 6 1/2 | 4 5/16 | 9 |
| | | | Maxim | 6.05209.539 | 6.05208.539 | Delrin, Bronze, PPBB | 6 1/2 | 4 5/16 | 6 3/4 |
| | | 750 | Endura Solid Elastomer | 6.05209.839 EN | 6.05208.839 EN | Delrin, Prec. Ball, PPBB | 6 1/2 | 4 5/16 | 8 |
| | | | Moldon Polyurethane (Aluminum core) | 6.05209.939 | 6.05208.939 | Delrin, PPBB | 6 1/2 | 4 5/16 | 8 3/4 |
| | | | Moldon Polyurethane (Cast iron core) | 6.05209.949.7 | 6.05208.949.7 | Delrin, PPBB | 6 1/2 | 4 5/16 | 11 1/4 |
| | | | Moldon Nylon | 6.05209.939.3 | 6.05208.939.3 | Delrin, PPBB | 6 1/2 | 4 5/16 | 8 |
| | | 1000 | Phenolic | 6.05209.339 | 6.05208.339 | Delrin, PPBB | 6 1/2 | 4 5/16 | 8 |
| | | | Thermo | 6.05209.839 HT | 6.05208.839 HT | Plain, Bronze | 6 1/2 | 4 5/16 | 9 |
| | | | Cast Iron | 6.05209.139 | 6.05208.139 | Delrin, PPBB | 6 1/2 | 4 5/16 | 10 3/4 |
| | | | Forged Steel | 6.05209.239 | 6.05208.239 | Delrin, PPBB | 6 1/2 | 4 5/16 | 11 1/4 |
| 6" | 2" | 410 | Performa Rubber (Conductive/Flat) | 6.06209.459 COND | 6.06208.459 COND | PPBB | 7 1/2 | 4 3/4 | 7 3/4 |
| | | | Performa Rubber (Conductive/Round) | 6.06209.559 COND | 6.06208.559 COND | PPBB | 7 1/2 | 4 3/4 | 7 3/4 |
| | | 450 | Performa Rubber (Round/Grey) | 6.06209.559 | 6.06208.559 | Delrin, Prec. Ball, PPBB | 7 1/2 | 4 3/4 | 7 3/4 |
| | | | Trans-forma (Round) | 6.06209.5E9 | 6.06208.5E9 | Delrin, PPBB | 7 1/2 | 4 3/4 | 7 3/4 |
| | | 500 | Moldon Rubber (Cast iron core) | 6.06209.649.7 | 6.06208.649.7 | Delrin, PPBB | 7 1/2 | 4 3/4 | 12 1/4 |
| | | | Trans-forma LT (Flat) | 6.06209.489 | 6.06208.489 | Delrin, PPBB | 7 1/2 | 4 3/4 | 7 3/4 |
| | | 600 | Performa Rubber (Flat/Black) | 6.06209.459.2 | 6.06208.459.2 | Delrin, Prec. Ball, PPBB | 7 1/2 | 4 3/4 | 7 3/4 |
| | | | Performa Rubber (Flat/Grey) | 6.06209.459 | 6.06208.459 | Delrin, Prec. Ball, PPBB | 7 1/2 | 4 3/4 | 7 3/4 |
| | | 650 | Trans-forma (Flat) | 6.06209.4E9 | 6.06208.4E9 | Delrin, PPBB | 7 1/2 | 4 3/4 | 7 3/4 |
| | | | Trans-forma HD (Round) | 6.06209.5F9 | 6.06208.5F9 | Delrin, PPBB | 7 1/2 | 4 3/4 | 7 3/4 |
| | | 700 | Polyolefin | 6.06209.839 | 6.06208.839 | Plain, Delrin, PPBB | 7 1/2 | 4 3/4 | 8 1/2 |
| | | | Polyurethane HI-TECH | 6.06209.929 | 6.06208.929 | Delrin, PPBB | 7 1/2 | 4 3/4 | 7 3/4 |
| | | 900 | Trans-forma HD (Flat) | 6.06209.4F9 | 6.06208.4F9 | Delrin, PPBB | 7 1/2 | 4 3/4 | 7 3/4 |
| | | | Triumph (Round/Blue)* | 6.06209.96TF | 6.06208.96TF | Prec. Ball | 7 1/2 | 4 3/4 | 9 1/4 |
| | | | Triumph (Round/Red)* | 6.06209.96TS | 6.06208.96TS | Prec. Ball | 7 1/2 | 4 3/4 | 9 1/4 |
| | | | Endura Solid Elastomer | 6.06209.839 EN | 6.06208.839 EN | Delrin, Prec. Ball, PPBB | 7 1/2 | 4 3/4 | 9 1/4 |
| | | 1100 | Maxim | 6.06209.539 | 6.06208.539 | Delrin, Bronze, PPBB | 7 1/2 | 4 3/4 | 7 1/8 |
| | | | Moldon Polyurethane (Aluminum core) | 6.06209.939 | 6.06208.939 | Delrin, PPBB | 7 1/2 | 4 3/4 | 9 1/4 |
| | | | Moldon Polyurethane (Cast iron core) | 6.06209.949.7 | 6.06208.949.7 | Delrin, PPBB | 7 1/2 | 4 3/4 | 12 1/2 |
| | | | Moldon Nylon | 6.06209.939.3 | 6.06208.939.3 | Delrin, PPBB | 7 1/2 | 4 3/4 | 9 1/4 |
| | | 1200 | Phenolic | 6.06209.339 | 6.06208.339 | Delrin, PPBB | 7 1/2 | 4 3/4 | 9 1/4 |
| | | | V-Groove | 6.06209.739 | 6.06208.739 | Delrin, PPBB | 7 1/2 | 4 3/4 | 12 |
| | | | Cast Iron | 6.06209.139 | 6.06208.139 | Delrin, PPBB | 7 1/2 | 4 3/4 | 12 1/2 |
| | | | Forged Steel | 6.06209.239 | 6.06208.239 | Delrin, PPBB | 7 1/2 | 4 3/4 | 12 1/2 |
| | 2 1/2" | 1500 | Phenolic | 6.06259.369 | 6.06258.369 | - | 7 1/2 | 4 3/4 | 10 1/4 |
| | | | Cast Iron | 6.06259.169 | 6.06258.169 | - | 7 1/2 | 4 3/4 | 15 3/4 |
| 8" | 2" | 500 | Performa Rubber (Conductive/Flat) | 6.08299.459 COND | 6.08298.459 COND | PPBB | 9 1/2 | 6 1/4 | 8 1/2 |
| | | | Performa Rubber (Conductive/Round) | 6.08299.559 COND | 6.08298.559 COND | PPBB | 9 1/2 | 6 1/4 | 8 1/2 |
| | | 600 | Moldon Rubber (Cast iron core) | 6.08299.649.7 | 6.08298.649.7 | Delrin, PPBB | 9 1/2 | 6 1/4 | 16 1/4 |
| | | | Performa Rubber (Round/Grey) | 6.08299.559 | 6.08298.559 | Delrin, Prec. Ball, PPBB | 9 1/2 | 6 1/4 | 8 1/2 |
| | | 675 | Performa Rubber (Flat/Black) | 6.08299.459.2 | 6.08298.459.2 | Delrin, Prec. Ball, PPBB | 9 1/2 | 6 1/4 | 8 1/2 |
| | | | Performa Rubber (Flat/Grey) | 6.08299.459 | 6.08298.459 | Delrin, Prec. Ball, PPBB | 9 1/2 | 6 1/4 | 8 1/2 |
| | | 900 | Polyolefin | 6.08299.839 | 6.08298.839 | Plain, Delrin, PPBB | 9 1/2 | 6 1/4 | 10 1/4 |
| | | | Polyurethane HI-TECH | 6.08299.929 | 6.08298.929 | Delrin, PPBB | 9 1/2 | 6 1/4 | 9 1/2 |
| | | 1000 | Endura Solid Elastomer | 6.08299.839 EN | 6.08298.839 EN | Delrin, Prec. Ball, PPBB | 9 1/2 | 6 1/4 | 11 1/2 |
| | | | Triumph (Crown/Brown)* | 4.08299.93TF | 4.08298.93TF | Prec. Ball | 9 1/2 | 6 1/4 | 11 1/2 |
| | | | Triumph (Crown/Red)* | 4.08299.93TS | 4.08298.93TS | Prec. Ball | 9 1/2 | 6 1/4 | 11 1/2 |
| | | | Triumph (Round/Blue)* | 4.08299.96TF | 4.08298.96TF | Prec. Ball | 9 1/2 | 6 1/4 | 11 1/2 |
| | | 1200 | Triumph (Round/Red)* | 4.08299.96TS | 4.08298.96TS | Prec. Ball | 9 1/2 | 6 1/4 | 11 1/2 |
| | | | Phenolic | 6.08299.339 | 6.08298.339 | Delrin, PPBB | 9 1/2 | 6 1/4 | 11 1/2 |
| | | | Maxim | 6.08299.539 | 6.08298.539 | Delrin, Bronze, PPBB | 9 1/2 | 6 1/4 | 8 |
| | | | Moldon Polyurethane (Aluminum core) | 6.08299.939 | 6.08298.939 | Delrin, PPBB | 9 1/2 | 6 1/4 | 11 1/4 |
| | | 1400 | Moldon Polyurethane (Cast iron core) | 6.08299.949.7 | 6.08298.949.7 | Delrin, PPBB | 9 1/2 | 6 1/4 | 16 1/4 |
| | | | Moldon Nylon | 6.08299.939.3 | 6.08298.939.3 | Delrin, PPBB | 9 1/2 | 6 1/4 | 11 1/4 |
| | | | Cast Iron | 6.08299.139 | 6.08298.139 | Delrin, PPBB | 9 1/2 | 6 1/4 | 16 1/4 |
| | | | Phenolic | 6.08259.369 | 6.08258.369 | - | 9 1/2 | 6 1/4 | 13 1/4 |
| | 2 1/2" | 1500 | Cast Iron | 6.08259.169 | 6.08258.169 | - | 9 1/2 | 6 1/4 | 18 |
| 10" | 2 1/2" | 1500 | Phenolic | 6.10259.369 | 6.10258.369 | - | 11 1/2 | 7 25/32 | 14 3/4 |
| | | | Cast Iron | 6.10259.169 | 6.10258.169 | - | 11 1/2 | 7 25/32 | 22 1/2 |

*Triumph wheels available with Precision ball bearing only.

Bearing Options

Wheels feature roller bearings in above chart. To order optional bearings, see information to the right. To order caster with no wheel bearing, consult factory.



Roller Bearing

Metal cage roller bearing (Specify **WB29**).
Metal thrust & retainer washers (Specify **WSR1**).
Sintered iron step washers (Specify **WSR2**).
Sealed metal retainer washer (Specify **WSR3**).



Torrington Roller Bearing

Torrington style roller bearing with retainer (Specify **WB19**).



Delrin Bearing

For standard two-piece bearing change 9th digit to "1" (Example: 6.06209.931).
One-piece with steel thrust washers (Specify **WB11**).



Precision Ball Bearing

To order change 8th and 9th digits to "P5" (Example 6.06209.5P5).
Note: Performa 6" to 8" capacity decreases (See wheel section).



Pedestal Precision Ball Bearing (PPBB)

To order change 9th digit to "5" (Example: 6.06209.4F5).



Bronze Bearing

To order, change the 9th digit in model number to "4" (Example: 6.06209.534).

Colson 6 Series Casters • Enforcer Kingpinless Top Plate Swivel & Rigid • Capacity to 1500 lbs

6 Series

| Wheel Dia. | Tread Width | Capacity Each (Pounds) | Wheel Descriptions | Swivel Top Plate Roller Bearing Caster Models | Rigid Top Plate Roller Bearing Caster Models | Optional Bearings (Order information below chart) | Load Height | Swivel Radius | Weight lbs (Rigid Deduct 2 lbs) |
|------------|-------------|------------------------|--------------------------------------|---|--|---|-------------|---------------|---------------------------------|
| 4" | 2" | 300 | Performa Rubber (Conductive Flat) | 6.04289.459 COND | 6.04208.459 COND | PPBB | 5 5/8 | 3 15/32 | 7 1/4 |
| | | | Performa Rubber (Flat/Black) | 6.04289.459.2 | 6.04208.459.2 | Delrin, Prec. Ball, PPBB | 5 5/8 | 3 15/32 | 7 1/4 |
| | | 400 | Performa Rubber (Flat/Grey) | 6.04289.459 | 6.04208.459 | Delrin, Prec. Ball, PPBB | 5 5/8 | 3 15/32 | 7 1/4 |
| | | | Trans-forma LT (Flat) | 6.04289.489 | 6.04208.489 | Delrin, PPBB | 5 5/8 | 3 15/32 | 7 1/4 |
| | | | Trans-forma (Flat) | 6.04289.4E9 | 6.04208.4E9 | Delrin, PPBB | 5 5/8 | 3 15/32 | 7 1/4 |
| | | | Moldon Rubber (Cast iron core) | 6.04289.649.7 | 6.04208.649.7 | Delrin, PPBB | 5 5/8 | 3 15/32 | 8 |
| | | 500 | Polyolefin | 6.04289.839 | 6.04208.839 | Plain, Delrin, PPBB | 5 5/8 | 3 15/32 | 7 1/4 |
| | | | Trans-forma HD (Flat) | 6.04289.4F9 | 6.04208.4F9 | Delrin, PPBB | 5 5/8 | 3 15/32 | 7 1/2 |
| | | 600 | Polyurethane HI-TECH | 6.04289.929 | 6.04208.929 | Delrin, PPBB | 5 5/8 | 3 15/32 | 7 1/2 |
| | | | Moldon Polyurethane (Aluminum core) | 6.04289.939 | 6.04208.939 | Delrin, PPBB | 5 5/8 | 3 15/32 | 7 1/2 |
| | | 700 | Moldon Polyurethane (Cast iron core) | 6.04289.949.7 | 6.04208.949.7 | Delrin, PPBB | 5 5/8 | 3 15/32 | 9 1/4 |
| | | | Maxim | 6.04289.539 | 6.04208.539 | Delrin, Bronze, PPBB | 5 5/8 | 3 15/32 | 5 7/8 |
| | | 800 | Phenolic | 6.04289.339 | 6.04208.339 | Delrin, PPBB | 5 5/8 | 3 15/32 | 7 1/4 |
| | | | V-Groove | 6.04289.739 | 6.04208.739 | Delrin, PPBB | 5 5/8 | 3 15/32 | 11 |
| | | 1000 | Endura Solid Elastomer | 6.04289.839 EN | 6.04208.839 EN | Delrin, Prec. Ball, PPBB | 5 5/8 | 3 15/32 | 7 1/4 |
| | | | Cast Iron | 6.04289.139 | 6.04208.139 | Delrin, PPBB | 5 5/8 | 3 15/32 | 9 |
| 5" | 2" | 325 | Performa Rubber (Conductive Flat) | 6.05289.459 COND | 6.05208.459 COND | PPBB | 6 1/2 | 3 29/32 | 9 |
| | | 400 | Moldon Rubber (Cast iron core) | 6.05289.649.7 | 6.05208.649.7 | Delrin, PPBB | 6 1/2 | 3 29/32 | 8 |
| | | 450 | Trans-forma LT (Flat) | 6.05289.489 | 6.05208.489 | Delrin, PPBB | 6 1/2 | 3 29/32 | 9 |
| | | | Performa Rubber (Flat/Black) | 6.05289.459.2 | 6.05208.459.2 | Delrin, Prec. Ball, PPBB | 6 1/2 | 3 29/32 | 9 |
| | | 500 | Performa Rubber (Flat/Grey) | 6.05289.459 | 6.05208.459 | Delrin, Prec. Ball, PPBB | 6 1/2 | 3 29/32 | 9 |
| | | | Trans-forma (Flat) | 6.05289.4E9 | 6.05208.4E9 | Delrin, PPBB | 6 1/2 | 3 29/32 | 9 |
| | | 650 | Polyolefin | 6.05289.839 | 6.05208.839 | Plain, Delrin, PPBB | 6 1/2 | 3 29/32 | 9 |
| | | | Polyurethane HI-TECH | 6.05289.929 | 6.05208.929 | Delrin, PPBB | 6 1/2 | 3 29/32 | 8 1/2 |
| | | 750 | Trans-forma HD (Flat) | 6.05289.4F9 | 6.05208.4F9 | Delrin, PPBB | 6 1/2 | 3 29/32 | 9 |
| | | | Maxim | 6.05289.539 | 6.05208.539 | Delrin, Bronze, PPBB | 6 1/2 | 3 29/32 | 6 1/4 |
| | | | Endura Solid Elastomer | 6.05289.839 EN | 6.05208.839 EN | Delrin, Prec. Ball, PPBB | 6 1/2 | 3 29/32 | 8 |
| | | | Moldon Polyurethane (Aluminum core) | 6.05289.939 | 6.05208.939 | Delrin, PPBB | 6 1/2 | 3 29/32 | 8 3/4 |
| | | 1000 | Moldon Polyurethane (Cast iron core) | 6.05289.949.7 | 6.05208.949.7 | Delrin, PPBB | 6 1/2 | 3 29/32 | 11 1/4 |
| | | | Moldon Nylon | 6.05289.939.3 | 6.05208.939.3 | Delrin, PPBB | 6 1/2 | 3 29/32 | 8 |
| | | | Phenolic | 6.05289.339 | 6.05208.339 | Delrin, PPBB | 6 1/2 | 3 29/32 | 8 |
| | | | Cast Iron | 6.05289.139 | 6.05208.139 | Delrin, PPBB | 6 1/2 | 3 29/32 | 10 3/4 |
| | | 1500 | Forged Steel | 6.05289.239 | 6.05208.239 | Delrin, PPBB | 6 1/2 | 3 29/32 | 11 1/4 |
| 6" | 2" | 400 | Trans-forma LT (Round) | 6.06289.589 | 6.06208.589 | Delrin, PPBB | 7 1/2 | 4 11/16 | 7 3/4 |
| | | | Performa Rubber (Conductive Flat) | 6.06289.459 COND | 6.06208.459 COND | PPBB | 7 1/2 | 4 11/16 | 7 3/4 |
| | | 410 | Performa Rubber (Conductive Round) | 6.06289.559 COND | 6.06208.559 COND | PPBB | 7 1/2 | 4 11/16 | 7 3/4 |
| | | | Performa Rubber (Round/Grey) | 6.06289.559 | 6.06208.559 | Delrin, Prec. Ball, PPBB | 7 1/2 | 4 11/16 | 7 3/4 |
| | | 450 | Trans-forma (Round) | 6.06289.5E9 | 6.06208.5E9 | Delrin, PPBB | 7 1/2 | 4 11/16 | 7 3/4 |
| | | | Moldon Rubber (Cast iron core) | 6.06289.649.7 | 6.06208.649.7 | Delrin, PPBB | 7 1/2 | 4 11/16 | 14 |
| | | 500 | Trans-forma LT (Flat) | 6.06289.489 | 6.06208.489 | Delrin, PPBB | 7 1/2 | 4 11/16 | 7 3/4 |
| | | | Performa Rubber (Flat/Black) | 6.06289.459.2 | 6.06208.459.2 | Delrin, Prec. Ball, PPBB | 7 1/2 | 4 11/16 | 7 3/4 |
| | | 600 | Performa Rubber (Flat/Grey) | 6.06289.459 | 6.06208.459 | Delrin, Prec. Ball, PPBB | 7 1/2 | 4 11/16 | 7 3/4 |
| | | | Trans-forma (Flat) | 6.06289.4E9 | 6.06208.4E9 | Delrin, PPBB | 7 1/2 | 4 11/16 | 7 3/4 |
| | | 650 | Polyolefin | 6.06289.839 | 6.06208.839 | Delrin, PPBB | 7 1/2 | 4 11/16 | 10 |
| | | 700 | Polyolefin | 6.06289.839 | 6.06208.839 | Plain, Delrin, PPBB | 7 1/2 | 4 11/16 | 10 |
| | | | Polyurethane HI-TECH | 6.06289.929 | 6.06208.929 | Delrin, PPBB | 7 1/2 | 4 11/16 | 9 |
| | | 900 | Trans-forma HD (Flat) | 6.06289.4F9 | 6.06208.4F9 | Delrin, PPBB | 7 1/2 | 4 11/16 | 7 3/4 |
| | | | Triumph (Round/Blue)* | 6.06289.96TF | 6.06208.96TF | Prec. Ball | 7 1/2 | 4 11/16 | 9 1/4 |
| | | | Triumph (Round/Red)* | 6.06289.96TS | 6.06208.96TS | Prec. Ball | 7 1/2 | 4 11/16 | 9 1/4 |
| | | 1100 | Endura Solid Elastomer | 6.06289.839 EN | 6.06208.839 EN | Delrin, Prec. Ball, PPBB | 7 1/2 | 4 11/16 | 9 1/4 |
| | | | Maxim | 6.06289.539 | 6.06208.539 | Delrin, Bronze, PPBB | 7 1/2 | 4 11/16 | 6 5/8 |
| | | | Moldon Polyurethane (Aluminum core) | 6.06289.939 | 6.06208.939 | Delrin, PPBB | 7 1/2 | 4 11/16 | 9 1/4 |
| | | | Moldon Polyurethane (Cast iron core) | 6.06289.949.7 | 6.06208.949.7 | Delrin, PPBB | 7 1/2 | 4 11/16 | 12 1/2 |
| | | 1200 | Moldon Nylon | 6.06289.939.3 | 6.06208.939.3 | Delrin, PPBB | 7 1/2 | 4 11/16 | 9 1/4 |
| | | | Phenolic | 6.06289.339 | 6.06208.339 | Delrin, PPBB | 7 1/2 | 4 11/16 | 12 |
| | | | V-Groove | 6.06289.739 | 6.06208.739 | Delrin, PPBB | 7 1/2 | 4 11/16 | 12 |
| | | 1500 | Cast Iron | 6.06289.139 | 6.06208.139 | Delrin, PPBB | 7 1/2 | 4 11/16 | 12 1/2 |
| | | | Forged Steel | 6.06289.239 | 6.06208.239 | Delrin, PPBB | 7 1/2 | 4 11/16 | 12 1/2 |
| 8" | 2" | 500 | Performa Rubber (Conductive Flat) | 6.08289.459 COND | 6.08278.459 COND | PPBB | 10 1/8 | 6 1/2 | 8 1/2 |
| | | | Performa Rubber (Conductive Round) | 6.08289.559 COND | 6.08278.559 COND | PPBB | 10 1/8 | 6 1/2 | 8 1/2 |
| | | | Moldon Rubber (Cast iron core) | 6.08289.649.7 | 6.08278.649.7 | Delrin, PPBB | 10 1/8 | 6 1/2 | 16 1/4 |
| | | 600 | Performa Rubber (Round/Grey) | 6.08289.559 | 6.08278.559 | Delrin, Prec. Ball, PPBB | 10 1/8 | 6 1/2 | 8 1/2 |
| | | | Performa Rubber (Flat/Black) | 6.08289.459.2 | 6.08278.459.2 | Delrin, Prec. Ball, PPBB | 10 1/8 | 6 1/2 | 8 1/2 |
| | | 675 | Performa Rubber (Flat/Grey) | 6.08289.459 | 6.08278.459 | Delrin, Prec. Ball, PPBB | 10 1/8 | 6 1/2 | 8 1/2 |
| | | 900 | Polyolefin | 6.08289.839 | 6.08278.839 | Plain, Delrin, PPBB | 10 1/8 | 6 1/2 | 10 1/4 |
| | | 1000 | Polyurethane HI-TECH | 6.08289.929 | 6.08278.929 | Delrin, PPBB | 10 1/8 | 6 1/2 | 9 1/2 |
| | | | Endura Solid Elastomer | 6.08289.839 EN | 6.08278.839 EN | Delrin, Prec. Ball, PPBB | 10 1/8 | 6 1/2 | 11 1/2 |
| | | | Triumph (Crown/Brown)* | 6.08289.93TF | 6.08298.93TF | Prec. Ball | 10 1/8 | 6 1/2 | 11 1/2 |
| | | 1200 | Triumph (Crown/Red)* | 6.08289.93TS | 6.08298.93TS | Prec. Ball | 10 1/8 | 6 1/2 | 11 1/4 |
| | | | Triumph (Round/Blue)* | 6.08289.96TF | 6.08298.96TF | Prec. Ball | 10 1/8 | 6 1/2 | 11 1/4 |
| | | | Triumph (Round/Red)* | 6.08289.96TS | 6.08298.96TS | Prec. Ball | 10 1/8 | 6 1/2 | 11 1/4 |
| | | 1400 | Maxim | 6.08289.539 | 6.08278.539 | Delrin, Bronze, PPBB | 10 1/8 | 6 1/2 | 7 1/2 |
| | | | Phenolic | 6.08289.339 | 6.08278.339 | Delrin, PPBB | 10 1/8 | 6 1/2 | 11 1/2 |
| | | | Moldon Polyurethane (Aluminum core) | 6.08289.939 | 6.08278.939 | Delrin, PPBB | 10 1/8 | 6 1/2 | 11 1/4 |
| | | 1500 | Triumph (Crown)* | 6.08289.93TF | 6.08278.93TF | Prec. Ball | 10 1/8 | 6 1/2 | 11 1/2 |
| | | | Moldon Polyurethane (Cast iron core) | 6.08289.949.7 | 6.08278.949.7 | Delrin, PPBB | 10 1/8 | 6 1/2 | 16 1/4 |
| | | | Moldon Nylon | 6.08289.939.3 | 6.08278.939.3 | Delrin, PPBB | 10 1/8 | 6 1/2 | 11 1/4 |
| | | | Cast Iron | 6.08289.139 | 6.08278.139 | Delrin, PPBB | 10 1/8 | 6 1/2 | 16 1/4 |

*Triumph wheels available with Precision ball bearing only.

Bearing Options

Wheels feature roller bearings in above chart. To order optional bearings, see information to the right. To order caster with no wheel bearing, consult factory.



Roller Bearing

Metal cage roller bearing (Specify **WB29**).
Metal thrust & retainer washers (Specify **WSR1**).
Sintered iron step washers (Specify **WSR2**).
Sealed metal retainer washer (Specify **WSR3**).



Torrington Roller Bearing

Torrington style roller bearing with retainer (Specify **WB19**).



Delrin Bearing

For standard two-piece bearing change 9th digit to "1" (Example: 6.06289.931).
One-piece with steel thrust washers (Specify **WB11**).



Precision Ball Bearing

To order change 8th and 9th digits to "P5" (Example 6.06289.4P5).
Note: Performa 6" to 8" capacity decreases (See wheel section).



Pedestal Precision Ball Bearing (PPBB)

To order change 9th digit to "5" (Example: 6.06289.4F5).



Bronze Bearing

To order, change the 9th digit in model number to "4" (Example: 6.06289.534).

6

Series ENFORCER®

www.colsoncaster.com

- Kingpinless Top Plate Swivel & Rigid
- Capacity up to 1500 lbs each

Standard Features

- Attractive zinc plated finish
- 1/4" fork leg thickness
- Single ball hardened swivel raceway
- 1/2" hollow axle with grease zerck and lock nut
- Plastic seal/retainer washer (roller bearing models)
- 5/16" steel top plate for durability (1/4" rigid top plate)
- Grease fittings: wheel bearing and swivel raceway
- Multi-temp grease lubricates in extreme hot and cold temperatures



Fork / Wheel Options



NSF Listed

(See page 3) All models except swivel lock, thread guards, forged steel and cast iron core wheels (Specify FSI).



Hand Activated Swivel Lock

(See page 19) Available on all swivel casters. Specify **MTG61** with standard top plate, **MTG62** with #2 top plate and **MTG64** with #4 top plate.

Thread Guards

(See page 114) Available on many models (Specify **TG1** for metal or **TG2** for plastic).

Load Height Option

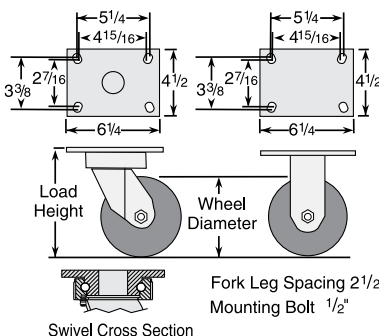
Optional 9 1/2" load height (6 1/4" swivel radius) available for 8" swivel & rigid casters (Specify **LH9.5**).

Axle/Nut Options

AX2 Solid Axle
NT1 Thick lock nut
NT2 Thin lock nut

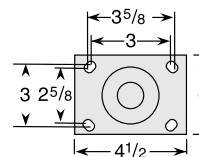
| Lube Options | Fork | Wheel |
|-----------------|------------------------|-------------|
| No Grease | GRF1 | GRW1 |
| Double Grease | GRF2 | GRW2 |
| 300° Continuous | GRF3 | GRW3 |
| 500° Continuous | Consult Factory | |

Standard Dimensions

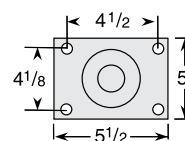


Optional Top Plates

1 Top Plate (Specify **MTG1**).



4 Top Plate (Specify **MTG4**).



Caster Brake



Tread Lock


(See page 18) Available on all swivel casters except V-Groove models (Specify **BRK1**).



Side Lock

(See page 17) Available on all swivel models equipped with roller or one-piece Delrin bearing only (Specify **BRK3**).

Wheel Selection



Colson 6 Series Casters • Enforcer Kingpinless Top Plate Swivel & Rigid • Capacity to 1500 lbs

6 Series

| Wheel Dia. | Tread Width | Capacity Each (Pounds) | Wheel Descriptions | Swivel Top Plate Roller Bearing Caster Models | Rigid Top Plate Roller Bearing Caster Models | Optional Bearings (Order information below chart) | Load Height | Swivel Radius | Weight lbs (Rigid Deduct 2 lbs) |
|------------|-------------|------------------------|--------------------------------------|---|--|---|-------------|---------------|---------------------------------|
| 4" | 2" | 300 | Performa Rubber (Conductive Flat) | 6.04289.459 COND | 6.04208.459 COND | PPBB | 5 5/8 | 3 15/32 | 7 1/4 |
| | | | Performa Rubber (Flat/Black) | 6.04289.459.2 | 6.04208.459.2 | Delrin, Prec. Ball, PPBB | 5 5/8 | 3 15/32 | 7 1/4 |
| | | 400 | Performa Rubber (Flat/Grey) | 6.04289.459 | 6.04208.459 | Delrin, Prec. Ball, PPBB | 5 5/8 | 3 15/32 | 7 1/4 |
| | | | Trans-forma LT (Flat) | 6.04289.489 | 6.04208.489 | Delrin, PPBB | 5 5/8 | 3 15/32 | 7 1/4 |
| | | | Trans-forma (Flat) | 6.04289.4E9 | 6.04208.4E9 | Delrin, PPBB | 5 5/8 | 3 15/32 | 7 1/4 |
| | | | Moldon Rubber (Cast iron core) | 6.04289.649.7 | 6.04208.649.7 | Delrin, PPBB | 5 5/8 | 3 15/32 | 8 |
| | | 500 | Polyolefin | 6.04289.839 | 6.04208.839 | Plain, Delrin, PPBB | 5 5/8 | 3 15/32 | 7 1/4 |
| | | 600 | Trans-forma HD (Flat) | 6.04289.4F9 | 6.04208.4F9 | Delrin, PPBB | 5 5/8 | 3 15/32 | 7 1/2 |
| | | | Polyurethane HI-TECH | 6.04289.929 | 6.04208.929 | Delrin, PPBB | 5 5/8 | 3 15/32 | 7 1/2 |
| | | 700 | Moldon Polyurethane (Aluminum core) | 6.04289.939 | 6.04208.939 | Delrin, PPBB | 5 5/8 | 3 15/32 | 7 1/2 |
| | | | Moldon Polyurethane (Cast iron core) | 6.04289.949.7 | 6.04208.949.7 | Delrin, PPBB | 5 5/8 | 3 15/32 | 9 1/4 |
| | | | Maxim | 6.04289.539 | 6.04208.539 | Delrin, Bronze, PPBB | 5 5/8 | 3 15/32 | 5 7/8 |
| | | 800 | Phenolic | 6.04289.339 | 6.04208.339 | Delrin, PPBB | 5 5/8 | 3 15/32 | 7 1/4 |
| | | | V-Groove | 6.04289.739 | 6.04208.739 | Delrin, PPBB | 5 5/8 | 3 15/32 | 11 |
| 5" | 2" | 1000 | Endura Solid Elastomer | 6.04289.839 EN | 6.04208.839 EN | Delrin, Prec. Ball, PPBB | 5 5/8 | 3 15/32 | 7 1/4 |
| | | | Cast Iron | 6.04289.139 | 6.04208.139 | Delrin, PPBB | 5 5/8 | 3 15/32 | 9 |
| | | 325 | Performa Rubber (Conductive Flat) | 6.05289.459 COND | 6.05208.459 COND | PPBB | 6 1/2 | 3 29/32 | 9 |
| | | 400 | Moldon Rubber (Cast iron core) | 6.05289.649.7 | 6.05208.649.7 | Delrin, PPBB | 6 1/2 | 3 29/32 | 8 |
| | | 450 | Trans-forma LT (Flat) | 6.05289.489 | 6.05208.489 | Delrin, PPBB | 6 1/2 | 3 29/32 | 9 |
| | | | Performa Rubber (Flat/Black) | 6.05289.459.2 | 6.05208.459.2 | Delrin, Prec. Ball, PPBB | 6 1/2 | 3 29/32 | 9 |
| | | 500 | Performa Rubber (Flat/Grey) | 6.05289.459 | 6.05208.459 | Delrin, Prec. Ball, PPBB | 6 1/2 | 3 29/32 | 9 |
| | | | Trans-forma (Flat) | 6.05289.4E9 | 6.05208.4E9 | Delrin, PPBB | 6 1/2 | 3 29/32 | 9 |
| | | 650 | Polyolefin | 6.05289.839 | 6.05208.839 | Plain, Delrin, PPBB | 6 1/2 | 3 29/32 | 9 |
| | | 750 | Polyurethane HI-TECH | 6.05289.929 | 6.05208.929 | Delrin, PPBB | 6 1/2 | 3 29/32 | 8 1/2 |
| | | | Trans-forma HD (Flat) | 6.05289.4F9 | 6.05208.4F9 | Delrin, PPBB | 6 1/2 | 3 29/32 | 9 |
| | | | Maxim | 6.05289.539 | 6.05208.539 | Delrin, Bronze, PPBB | 6 1/2 | 3 29/32 | 6 1/4 |
| | | | Endura Solid Elastomer | 6.05289.839 EN | 6.05208.839 EN | Delrin, Prec. Ball, PPBB | 6 1/2 | 3 29/32 | 8 |
| | | 1000 | Moldon Polyurethane (Aluminum core) | 6.05289.939 | 6.05208.939 | Delrin, PPBB | 6 1/2 | 3 29/32 | 8 3/4 |
| 6" | 2" | | Moldon Polyurethane (Cast iron core) | 6.05289.949.7 | 6.05208.949.7 | Delrin, PPBB | 6 1/2 | 3 29/32 | 11 1/4 |
| | | | Moldon Nylon | 6.05289.939.3 | 6.05208.939.3 | Delrin, PPBB | 6 1/2 | 3 29/32 | 8 |
| | | | Phenolic | 6.05289.339 | 6.05208.339 | Delrin, PPBB | 6 1/2 | 3 29/32 | 8 |
| | | | Cast Iron | 6.05289.139 | 6.05208.139 | Delrin, PPBB | 6 1/2 | 3 29/32 | 10 3/4 |
| | | 1500 | Forged Steel | 6.05289.239 | 6.05208.239 | Delrin, PPBB | 6 1/2 | 3 29/32 | 11 1/4 |
| | | 410 | Performa Rubber (Conductive Flat) | 6.06289.459 COND | 6.06208.459 COND | PPBB | 7 1/2 | 4 11/16 | 7 3/4 |
| | | | Performa Rubber (Conductive Round) | 6.06289.559 COND | 6.06208.559 COND | PPBB | 7 1/2 | 4 11/16 | 7 3/4 |
| | | | Performa Rubber (Round/Grey) | 6.06289.559 | 6.06208.559 | Delrin, Prec. Ball, PPBB | 7 1/2 | 4 11/16 | 7 3/4 |
| | | 450 | Trans-forma (Round) | 6.06289.5E9 | 6.06208.5E9 | Delrin, PPBB | 7 1/2 | 4 11/16 | 7 3/4 |
| | | | Moldon Rubber (Cast iron core) | 6.06289.649.7 | 6.06208.649.7 | Delrin, PPBB | 7 1/2 | 4 11/16 | 14 |
| | | 500 | Trans-forma LT (Flat) | 6.06289.489 | 6.06208.489 | Delrin, PPBB | 7 1/2 | 4 11/16 | 7 3/4 |
| | | | Performa Rubber (Flat/Black) | 6.06289.459.2 | 6.06208.459.2 | Delrin, Prec. Ball, PPBB | 7 1/2 | 4 11/16 | 7 3/4 |
| | | 600 | Performa Rubber (Flat/Grey) | 6.06289.459 | 6.06208.459 | Delrin, Prec. Ball, PPBB | 7 1/2 | 4 11/16 | 7 3/4 |
| | | | Trans-forma (Flat) | 6.06289.4E9 | 6.06208.4E9 | Delrin, PPBB | 7 1/2 | 4 11/16 | 7 3/4 |
| 8" | 2" | 650 | Polyolefin | 6.06289.839 | 6.06208.839 | Delrin, PPBB | 7 1/2 | 4 11/16 | 10 |
| | | 700 | Polyolefin | 6.06289.839 | 6.06208.839 | Plain, Delrin, PPBB | 7 1/2 | 4 11/16 | 10 |
| | | 900 | Polyurethane HI-TECH | 6.06289.929 | 6.06208.929 | Delrin, PPBB | 7 1/2 | 4 11/16 | 9 |
| | | | Trans-forma HD (Flat) | 6.06289.4F9 | 6.06208.4F9 | Delrin, PPBB | 7 1/2 | 4 11/16 | 7 3/4 |
| | | | Triumph (Round/Blue) * | 6.06289.96TF | 6.06208.96TF | Prec. Ball | 7 1/2 | 4 11/16 | 9 1/4 |
| | | | Triumph (Round/Red) * | 6.06289.96TS | 6.06208.96TS | Prec. Ball | 7 1/2 | 4 11/16 | 9 1/4 |
| | | 1100 | Endura Solid Elastomer | 6.06289.839 EN | 6.06208.839 EN | Delrin, Prec. Ball, PPBB | 7 1/2 | 4 11/16 | 9 1/4 |
| | | | Maxim | 6.06289.539 | 6.06208.539 | Delrin, Bronze, PPBB | 7 1/2 | 4 11/16 | 6 5/8 |
| | | | Moldon Polyurethane (Aluminum core) | 6.06289.939 | 6.06208.939 | Delrin, PPBB | 7 1/2 | 4 11/16 | 9 1/4 |
| | | 1200 | Moldon Polyurethane (Cast iron core) | 6.06289.949.7 | 6.06208.949.7 | Delrin, PPBB | 7 1/2 | 4 11/16 | 12 1/2 |
| | | | Moldon Nylon | 6.06289.939.3 | 6.06208.939.3 | Delrin, PPBB | 7 1/2 | 4 11/16 | 9 1/4 |
| | | | Phenolic | 6.06289.339 | 6.06208.339 | Delrin, PPBB | 7 1/2 | 4 11/16 | 9 1/4 |
| | | | V-Groove | 6.06289.739 | 6.06208.739 | Delrin, PPBB | 7 1/2 | 4 11/16 | 12 |
| | | 1500 | Cast Iron | 6.06289.139 | 6.06208.139 | Delrin, PPBB | 7 1/2 | 4 11/16 | 12 1/2 |
| 8" | 2" | | Forged Steel | 6.06289.239 | 6.06208.239 | Delrin, PPBB | 7 1/2 | 4 11/16 | 12 1/2 |
| | | 500 | Performa Rubber (Conductive Flat) | 6.08289.459 COND | 6.08278.459 COND | PPBB | 10 1/8 | 6 1/2 | 8 1/2 |
| | | | Performa Rubber (Conductive Round) | 6.08289.559 COND | 6.08278.559 COND | PPBB | 10 1/8 | 6 1/2 | 8 1/2 |
| | | | Moldon Rubber (Cast iron core) | 6.08289.649.7 | 6.08278.649.7 | Delrin, PPBB | 10 1/8 | 6 1/2 | 16 1/4 |
| | | 600 | Performa Rubber (Round/Grey) | 6.08289.559 | 6.08278.559 | Delrin, Prec. Ball, PPBB | 10 1/8 | 6 1/2 | 8 1/2 |
| | | 675 | Performa Rubber (Flat/Black) | 6.08289.459.2 | 6.08278.459.2 | Delrin, Prec. Ball, PPBB | 10 1/8 | 6 1/2 | 8 1/2 |
| | | | Performa Rubber (Flat/Grey) | 6.08289.459 | 6.08278.459 | Delrin, Prec. Ball, PPBB | 10 1/8 | 6 1/2 | 8 1/2 |
| | | 900 | Polyolefin | 6.08289.839 | 6.08278.839 | Plain, Delrin, PPBB | 10 1/8 | 6 1/2 | 10 1/4 |
| | | 1000 | Polyurethane HI-TECH | 6.08289.929 | 6.08278.929 | Delrin, PPBB | 10 1/8 | 6 1/2 | 9 1/2 |
| | | | Endura Solid Elastomer | 6.08289.839 EN | 6.08278.839 EN | Delrin, Prec. Ball, PPBB | 10 1/8 | 6 1/2 | 11 1/2 |
| | | | Triumph (Crown/Brown) * | 4.08289.93TF | 4.08298.93TF | Prec. Ball | 10 1/8 | 6 1/2 | 11 1/2 |
| | | 1200 | Triumph (Crown/Red) * | 4.08289.93TS | 4.08298.93TS | Prec. Ball | 10 1/8 | 6 1/2 | 11 1/4 |
| | | | Triumph (Round/Blue) * | 4.08289.96TF | 4.08298.96TF | Prec. Ball | 10 1/8 | 6 1/2 | 11 1/4 |
| | | | Triumph (Round/Red) * | 4.08289.96TS | 4.08298.96TS | Prec. Ball | 10 1/8 | 6 1/2 | 11 1/4 |
| 8" | 2" | 1400 | Maxim | 6.08289.539 | 6.08278.539 | Delrin, Bronze, PPBB | 10 1/8 | 6 1/2 | 7 1/2 |
| | | | Phenolic | 6.08289.339 | 6.08278.339 | Delrin, PPBB | 10 1/8 | 6 1/2 | 11 1/2 |
| | | | Moldon Polyurethane (Aluminum core) | 6.08289.939 | 6.08278.939 | Delrin, PPBB | 10 1/8 | 6 1/2 | 11 1/4 |
| | | | Triumph (Crown) * | 6.08289.93TF | 6.08278.93TF | Prec. Ball | 10 1/8 | 6 1/2 | 11 1/2 |
| | | 1500 | Moldon Polyurethane (Cast iron core) | 6.08289.949.7 | 6.08278.949.7 | Delrin, PPBB | 10 1/8 | 6 1/2 | 16 1/4 |
| | | | Moldon Nylon | 6.08289.939.3 | 6.08278.939.3 | Delrin, PPBB | 10 1/8 | 6 1/2 | 11 1/4 |
| | | | Cast Iron | 6.08289.139 | 6.08278.139 | Delrin, PPBB | 10 1/8 | 6 1/2 | 16 1/4 |

*Triumph wheels available with Precision ball bearing only.

Bearing Options

Wheels feature roller bearings in above chart. To order optional bearings, see information to the right. To order caster with no wheel bearing, consult factory.



Roller Bearing

Metal cage roller bearing (Specify **WB29**).
Metal thrust & retainer washers (Specify **WSR1**).
Sintered iron step washers (Specify **WSR2**).
Sealed metal retainer washer (Specify **WSR3**).



Torrington Roller Bearing

Torrington style roller bearing with retainer (Specify **WB19**).



Delrin Bearing

For standard two-piece bearing change 9th digit to "1" (Example: 6.06289.931).
One-piece with steel thrust washers (Specify **WB11**).



Precision Ball Bearing

To order change 8th and 9th digits to "P5" (Example 6.06289.4P5).
Note: Performa 6" to 8" capacity decreases (See wheel section).



Pedestal Precision Ball Bearing (PPBB)

To order change 9th digit to "5" (Example: 6.06289.4F5).



Bronze Bearing

To order, change the 9th digit in model number to "4" (Example: 6.06289.534).

7 Series *enforcer*®

- Kinpinless Top Plate Swivel & Rigid
- Capacity up to 6000 lbs each

Standard Features

- Attractive zinc plated finish
- Single ball hardened swivel raceway construction
- 3/4" solid axle with nut
- 5/16" steel top plate
- Formed fork legs feature robotic welding inside and out for consistent quality
- Fork legs 3/8" thick x 2 1/2" wide
- Recessed zerk grease fitting on swivel raceway to prevent damage, grease fitting on wheel bearing for easy maintenance
- Multi-temp grease lubricates in extreme hot and cold temperatures



www.colsoncaster.com

Caster Brake



Tread Lock
(See page 19)
Available on all swivel casters except V-Groove models (Specify **BRK1**).

Fork / Wheel Options



NSF Listed
(See page 3) Some models NSF approved, consult factory.



Hand Activated Swivel Lock
(See page 19) Available on all swivel casters. Specify **MTG61** with standard top plate and **MTG62** with #2 top plate.

Nut Options
NT1 Thick lock nut

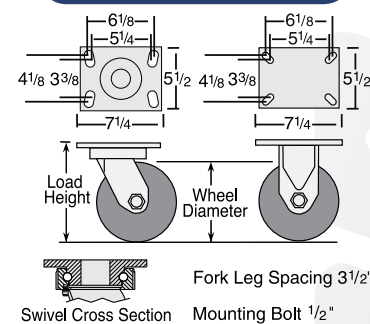
Load Height Option

| Wheel Dia. | Load Ht. | Swi. Rad. | Specify |
|------------|----------|-----------|---------------|
| 6" | 8" | 4 7/8" | LH8.0 |
| 8" | 10-1/2" | 6 5/8" | LH10.5 |
| 10" | 12-1/2" | 8 1/8" | LH12.5 |
| 12" | 15-1/2" | 10 1/8" | LH15.5 |

Wheel Selection

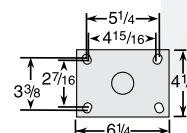


Standard Dimensions



Optional Top Plates

2 Top Plate
(Specify **MTG62**).



Colson 7 Series Casters • Enforcer Kinpinless Top Plate Swivel & Rigid • Capacity to 6000 lbs

| Wheel Dia. | Tread Width | Capacity Each (Pounds) | Wheel Descriptions | Swivel Top Plate Roller Bearing Caster Models | Rigid Top Plate Roller Bearing Caster Models | Optional Bearings (Order information below chart) | Load Height | Swivel Radius | Weight lbs (Rigid Deduct 5 lbs) |
|------------|-------------|------------------------|--------------------------------------|---|--|---|-------------|---------------|---------------------------------|
| 6" | 2 1/2" | 1600 | Phenolic | 7.06689.369 | 7.06688.369 | Delrin, Roller | 7 1/2 | 4 3/4 | 13 1/2 |
| | | 2500 | Cast Iron | 7.06689.169 | 7.06688.169 | Delrin, Roller | 7 1/2 | 4 3/4 | 20 |
| | | | V-Groove | 7.06689.769 | 7.06688.769 | Delrin, Roller | 7 1/2 | 4 3/4 | 24 |
| | 3" | 4000 | Forged Steel | 7.06689.269 | 7.06688.269 | Delrin, Roller | 7 1/2 | 4 3/4 | 24 |
| | | 680 | Moldon Rubber (Cast Iron Core) | 7.06689.679.7 | 7.06688.679.7 | Delrin, Roller | 7 1/2 | 4 3/4 | 17 |
| | | 2000 | Phenolic | 7.06689.379 | 7.06688.379 | Delrin, Roller | 7 1/2 | 4 3/4 | 14 1/4 |
| | | 2040 | Moldon Polyurethane (Cast Iron Core) | 7.06689.979.7 | 7.06688.979.7 | Delrin, Roller | 7 1/2 | 4 3/4 | 19 1/4 |
| | 6000 | V-Groove | 7.06689.789 | 7.06688.789 | Delrin, Roller | 7 1/2 | 4 3/4 | 21 1/4 | |
| 8" | 2 1/2" | 2000 | Phenolic | 7.08689.369 | 7.08688.369 | Delrin, Roller | 10 1/8 | 6 9/16 | 15 1/2 |
| | 3" | 840 | Moldon Rubber (Cast Iron Core) | 7.08689.679.7 | 7.08688.679.7 | Delrin, Roller | 10 1/8 | 6 9/16 | 24 3/4 |
| | | 2500 | Phenolic | 7.08689.379 | 7.08688.379 | Delrin, Roller | 10 1/8 | 6 9/16 | 16 1/2 |
| | | | Moldon Polyurethane (Cast Iron Core) | 7.08689.979.7 | 7.08688.979.7 | Delrin, Roller | 10 1/8 | 6 9/16 | 27 3/4 |
| | | | Cast Iron | 7.08689.179 | 7.08688.179 | Delrin, Roller | 10 1/8 | 6 9/16 | 27 3/4 |
| | | | V-Groove | 7.08689.779 | 7.08688.779 | Delrin, Roller | 10 1/8 | 6 9/16 | 31 1/4 |
| | 4500 | Forged Steel | 7.08689.279 | 7.08688.279 | Delrin, Roller | 10 1/8 | 6 9/16 | 31 1/4 | |
| 10" | 2 1/2" | 1000 | Performa Rubber (Flat/Black) | 7.10689.459.2 | 7.10688.459.2 | Delrin, Roller | 11 1/2 | 7 5/8 | 18 1/4 |
| | | 1200 | Polyurethane HI-TECH | 7.10689.959 | 7.10688.959 | Delrin, Roller | 11 1/2 | 7 5/8 | 18 1/4 |
| | | 2500 | Phenolic | 7.10689.369 | 7.10688.369 | Delrin, Roller | 11 1/2 | 7 5/8 | 19 1/2 |
| | 3" | 1000 | Moldon Rubber (Cast Iron Core) | 7.10689.679.7 | 7.10688.679.7 | Delrin, Roller | 11 1/2 | 7 5/8 | 25 1/4 |
| | | 2900 | Phenolic | 7.10689.379 | 7.10688.379 | Delrin, Roller | 11 1/2 | 7 5/8 | 19 1/2 |
| | | 3000 | Moldon Polyurethane (Cast Iron Core) | 7.10689.979.7 | 7.10688.979.7 | Delrin, Roller | 11 1/2 | 7 5/8 | 31 1/2 |
| | | | Cast Iron | 7.10689.179 | 7.10688.179 | Delrin, Roller | 11 1/2 | 7 5/8 | 31 1/2 |
| | 4500 | Forged Steel | 7.10689.279 | 7.10688.279 | Delrin, Roller | 11 1/2 | 7 5/8 | 37 1/2 | |
| 12" | 3" | 1140 | Moldon Rubber (Cast Iron Core) | 7.12689.679.7 | 7.12688.679.7 | Delrin, Roller | 13 1/2 | 9 1/8 | 28 3/4 |
| | | 1700 | Performa Rubber (Flat/Black) | 7.12689.459.2 | 7.12688.459.2 | Delrin, Roller | 13 1/2 | 9 1/8 | 22 1/4 |
| | | | Polyurethane HI-TECH | 7.12689.989 | 7.12688.989 | Delrin, Roller | 13 1/2 | 9 1/8 | 22 1/4 |
| | | 3000 | Cast Iron | 7.12689.179 | 7.12688.179 | Delrin, Roller | 13 1/2 | 9 1/8 | 35 3/4 |
| | | 3500 | Phenolic | 7.12689.379 | 7.12688.379 | Delrin, Roller | 13 1/2 | 9 1/8 | 24 3/4 |
| | | | Moldon Polyurethane (Cast Iron Core) | 7.12689.979.7 | 7.12688.979.7 | Delrin, Roller | 13 1/2 | 9 1/8 | 40 |

Bearing Options

Wheels feature roller bearings in above chart. To order optional bearings, see information to the right.



Roller Bearing

Metal cage roller bearing (Specify **WB29**).
Metal thrust & retainer washers (Specify **WSR1**).



Delrin Bearing

For standard two-piece bearing change 9th digit to "1" (Example: 7.06689.361).

8

Series *enforcer*®

- Kinpinless Top Plate Swivel & Rigid
- Capacity up to 6000 lbs each

www.colsoncaster.com

Standard Features

- Attractive zinc plated finish
- Single ball hardened swivel raceway construction
- 3/4" solid axle with nut
- 3/8" steel top plate
- Formed fork legs feature robotic welding inside and out for consistent quality
- Fork legs 3/8" thick x 3" wide
- Recessed zerk grease fitting on swivel raceway to prevent damage, grease fitting on wheel bearing for easy maintenance
- Multi-temp grease lubricates in extreme hot and cold temperatures



Caster Brake



Tread Lock
(See page 19)
Available on all swivel casters except V-Groove models (Specify **BRK1**).

Fork / Wheel Options



Hand Activated Swivel Lock
(See page 19)
Available on all swivel casters. Specify **MTG61** with standard top plate, **MTG62** with #2 top plate or **MTG63** with #3 top plate.

Nut Options
NT1 Thick lock nut

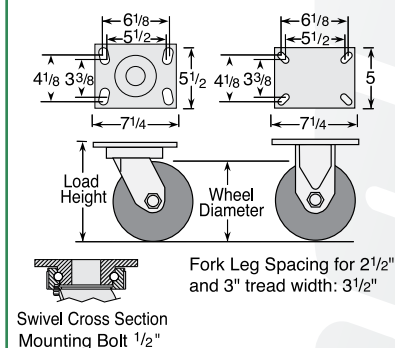
Load Height Option

| Wheel Dia. | Load Ht. | Swi. Rad. | Specify |
|------------|----------|-----------|---------------|
| 6" | 8" | 4 7/8" | LH8.0 |
| 8" | 10-1/2" | 6 5/8" | LH10.5 |
| 10" | 12-1/2" | 8 1/8" | LH12.5 |
| 12" | 15-1/2" | 10 1/8" | LH15.5 |

Wheel Selection

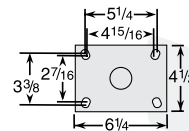


Standard Dimensions

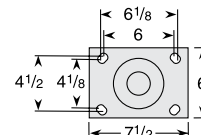


Optional Top Plates

2 Top Plate
(Specify **MTG2**).



3 Top Plate
(Specify **MTG3**).



Colson 8 Series Casters • Enforcer Kinpinless Top Plate Swivel & Rigid • Capacity to 6000 lbs

| Wheel Dia. | Tread Width | Capacity Each (Pounds) | Wheel Descriptions | Swivel Top Plate Roller Bearing Caster Models | Rigid Top Plate Roller Bearing Caster Models | Optional Bearings (Order information below chart) | Load Height | Swivel Radius | Weight lbs (Rigid Deduct 5 lbs) |
|------------|-------------|------------------------|--------------------------------------|---|--|---|-------------|---------------|---------------------------------|
| 6" | 2 1/2" | 1600 | Phenolic | 8.06689.369 | 8.06688.369 | Delrin, Roller | 7 1/2 | 4 3/8 | 13 1/2 |
| | | 2500 | Cast Iron | 8.06689.169 | 8.06688.169 | Delrin, Roller | 7 1/2 | 4 3/8 | 20 |
| | | | V-Groove | 8.06689.769 | 8.06688.769 | Delrin, Roller | 7 1/2 | 4 3/8 | 20 |
| | 3" | 4000 | Forged Steel | 8.06689.269 | 8.06688.269 | Delrin, Roller | 7 1/2 | 4 3/8 | 24 |
| | | 680 | Moldon Rubber (Cast Iron Core) | 8.06689.679.7 | 8.06688.679.7 | Delrin, Roller | 7 1/2 | 4 3/8 | 17 |
| | | 2000 | Phenolic | 8.06689.379 | 8.06688.379 | Delrin, Roller | 7 1/2 | 4 3/8 | 14 1/4 |
| | | 2040 | Moldon Polyurethane (Cast Iron Core) | 8.06689.979.7 | 8.06688.979.7 | Delrin, Roller | 7 1/2 | 4 3/8 | 19 1/4 |
| 8" | 3" | 6000 | V-Groove | 8.06689.789 | 8.06688.789 | Delrin, Roller | 7 1/2 | 4 3/8 | 21 1/4 |
| | | 2500 | Phenolic | 8.08689.369 | 8.08688.369 | Delrin, Roller | 10 1/8 | 6 3/16 | 15 1/2 |
| | | 840 | Moldon Rubber (Cast Iron Core) | 8.08689.679.7 | 8.08688.679.7 | Delrin, Roller | 10 1/8 | 6 3/16 | 24 3/4 |
| | | | Phenolic | 8.08689.379 | 8.08688.379 | Delrin, Roller | 10 1/8 | 6 3/16 | 16 1/2 |
| | | 2500 | Moldon Polyurethane (Cast Iron Core) | 8.08689.979.7 | 8.08688.979.7 | Delrin, Roller | 10 1/8 | 6 3/16 | 27 3/4 |
| | | | Cast Iron | 8.08689.179 | 8.08688.179 | Delrin, Roller | 10 1/8 | 6 3/16 | 27 3/4 |
| | | 4500 | Forged Steel | 8.08689.279 | 8.08688.279 | Delrin, Roller | 10 1/8 | 6 3/16 | 31 1/4 |
| 10" | 2 1/2" | 2500 | V-Groove | 8.08689.779 | 8.08688.779 | Delrin, Roller | 10 1/8 | 6 3/16 | 31 1/4 |
| | | 1000 | Performa Rubber (Flat/Black) | 8.10689.459.2 | 8.10688.459.2 | Delrin, Roller | 11 1/2 | 7 3/8 | 18 1/4 |
| | | 1200 | Polyurethane HI-TECH | 8.10689.959 | 8.10688.959 | Delrin, Roller | 11 1/2 | 7 3/8 | 18 1/4 |
| | 3" | 2500 | Phenolic | 8.10689.369 | 8.10688.369 | Delrin, Roller | 11 1/2 | 7 3/8 | 19 1/2 |
| | | 1000 | Moldon Rubber (Cast Iron Core) | 8.10689.679.7 | 8.10688.679.7 | Delrin, Roller | 11 1/2 | 7 3/8 | 25 1/4 |
| | | 2900 | Phenolic | 8.10689.379 | 8.10688.379 | Delrin, Roller | 11 1/2 | 7 3/8 | 19 1/2 |
| | | 3000 | Moldon Polyurethane (Cast Iron Core) | 8.10689.979.7 | 8.10688.979.7 | Delrin, Roller | 11 1/2 | 7 3/8 | 31 1/2 |
| | | | Cast Iron | 8.10689.179 | 8.10688.179 | Delrin, Roller | 11 1/2 | 7 3/8 | 31 1/2 |
| 12" | 3" | 4500 | Forged Steel | 8.10689.279 | 8.10688.279 | Delrin, Roller | 11 1/2 | 7 3/8 | 37 1/2 |
| | | 1140 | Moldon Rubber (Cast Iron Core) | 8.12689.679.7 | 8.12688.679.7 | Delrin, Roller | 13 1/2 | 8 7/8 | 28 3/4 |
| | | | Performa Rubber (Flat/Black) | 8.12689.459.2 | 8.12688.459.2 | Delrin, Roller | 13 1/2 | 8 7/8 | 22 1/4 |
| | | 1700 | Polyurethane HI-TECH | 8.12689.989 | 8.12688.989 | Delrin, Roller | 13 1/2 | 8 7/8 | 22 1/4 |
| | | 3000 | Cast Iron | 8.12689.179 | 8.12688.179 | Delrin, Roller | 13 1/2 | 8 7/8 | 35 3/4 |
| | | 3500 | Phenolic | 8.12689.379 | 8.12688.379 | Delrin, Roller | 13 1/2 | 8 7/8 | 24 3/4 |
| | | | Moldon Polyurethane (Cast Iron Core) | 8.12689.979.7 | 8.12688.979.7 | Delrin, Roller | 13 1/2 | 8 7/8 | 40 |

Bearing Options

Wheels feature roller bearings in above chart. To order optional bearings, see information to the right.



Roller Bearing


Metal cage roller bearing (Specify **WB29**).
Metal thrust & retainer washers (Specify **WSR1**).



Delrin Bearing

For standard two-piece bearing change 9th digit to "1" (Example: 8.06689.361).

With more than 35,000 different casters, Colson probably has the caster you need as a standard. However, if you have a unique problem that requires a special caster solution, Colson engineers will work with you to design a practical solution. Whether you need to develop a new caster concept or modify an existing product to meet new standards, Colson has the engineering experience and technology to bring your concept from a working design, to tested sample, to finished product. So, contact us with your special requirements. Check out some of our most unique products below. Each was specially designed by Colson's expert staff.



Shock absorbing
caster used on floor
cleaning machines.



Special threaded stem
caster used on food
service equipment .



Plain stem caster with 2"
diameter wheel for use on
mobile safety ladders.



Caster with conductive
rubber wheel used on
missile stands.

COLSON

Business Machine Casters

Top Plate Swivel Capacity up to 1200 lbs each

700 lb model



500 lb model



1200 lb model



Standard Features

- Corrosion resistant zinc finish
- Hardened double ball raceways
- Operating temperature rating -45°F to 180°F
- Ultra-tough, thermoplastic wheel, resists hard impacts and supports high dynamic load

Typical Applications

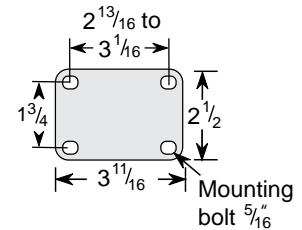
- Vending machines, computer racks, server cabinets or anywhere overall load height is restricted

Performance Options

- Consult factory for rigid, brake and additional finish options

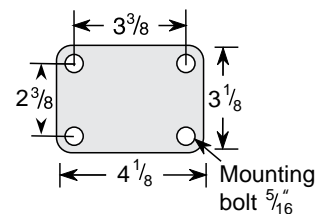
Business Machine Casters • 500 lb Top Plate

| Wheel Dia. | Tread Width | Capacity Each (Pounds) | Wheel Descriptions | Wheel Bearing | Swivel Top Plate Caster Models | Load Height | Swivel Radius | Weight lbs |
|------------|-----------------------------------|------------------------|--------------------|---------------|--------------------------------|-------------------------------|-------------------------------|-------------------------------|
| 3" | 1 ¹³ / ₁₆ " | 500 | Glass Filled Nylon | Roller | S4.3305.351 | 4 ¹ / ₈ | 2 ³ / ₄ | 2 ¹ / ₄ |



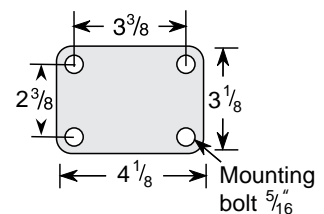
Business Machine Casters • 700 lb Top Plate

| Wheel Dia. | Tread Width | Capacity Each (Pounds) | Wheel Descriptions | Wheel Bearing | Swivel Top Plate Caster Models | Load Height | Swivel Radius | Weight lbs |
|------------|-----------------------------------|------------------------|--------------------|---------------|--------------------------------|---------------------------------|-------------------------------|-------------------------------|
| 3" | 1 ¹³ / ₁₆ " | 700 | Glass Filled Nylon | Roller | S4.3307.351 | 3 ³¹ / ₃₂ | 2 ³ / ₄ | 2 ¹ / ₂ |



Business Machine Casters • 1200 lb Top Plate

| Wheel Dia. | Tread Width | Capacity Each (Pounds) | Wheel Descriptions | Wheel Bearing | Swivel Top Plate Caster Models | Load Height | Swivel Radius | Weight lbs |
|------------|-----------------------------------|------------------------|--------------------|---------------|--------------------------------|-------------------------------|-------------------------------|------------|
| 3" | 1 ¹³ / ₁₆ " | 1200 | Glass Filled Nylon | Roller | S4.3312.351 | 4 ¹ / ₈ | 2 ¹ / ₂ | 3 |



Convertible Hand Truck

Capacity up to 250 lbs each
2 Series

Standard Features

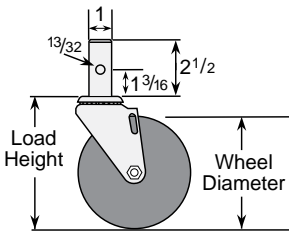
- Zinc plated finish is attractive and durable
- 3/8" Bolted Axle
- Features polyolefin thread guard
- Available with side lock brake
- Compatible with many different nationally branded convertible hand trucks

Standing Mounting

- 1" x 2 1/2" long stem with one mounting hole, .40" diameter



Standard Dimensions



Colson Convertible Hand Truck Casters • 2 Series • Capacity to 250 lbs

| Wheel Dia. | Tread Width | Capacity Each (Pounds) | Wheel Description | Wheel Bearing | Stem Caster Model | Load Height | Swivel Radius | Weight (Pounds) |
|------------|-------------|------------------------|-------------------|-------------------------|-------------------|-------------|---------------|-----------------|
| 5" | 1 5/16" | 250 | TPR (Round) | Centered Precision Ball | 2.05551.568 | 5 7/8" | 3 13/16" | 2 |

Caster Brake



Side Lock
Brake is not field installable (Specify **BRK1**).

Wheel Option

Thread Guards
Standard polyolefin thread guard.

Stainless Steel Precision

Top Plate Swivel & Rigid Capacity up to 300 lbs each 2 Series

Standard Features

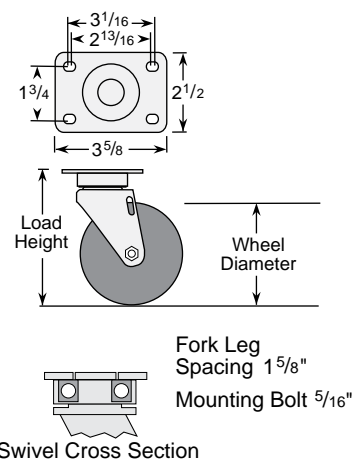
- Ergonomically friendly and durable stainless steel precision swivel raceway for maximum roll and swivel ease
- All component parts stainless steel to handle the most punishing, corrosive conditions
- Maintenance free, permanently sealed, precision bearing in metal housing
- Zero end play of swivel mechanism
- 5/32" steel top plate for maximum durability
- High Impact Strength

Typical Applications

- Typical applications include medical applications, autoclave operations or where wash down of equipment is required



Standard Dimensions



Colson 2 Series Casters • Stainless Steel Precision • Capacity to 300 lbs

| Wheel Dia. | Tread Width | Capacity Each (Pounds) | Wheel Descriptions | Wheel Bearing | Swivel Top Plate Caster Models | Rigid Top Plate Caster Models | Load Height | Swivel Radius | Weight (Pounds) |
|------------|-------------|------------------------|------------------------------|----------------|--------------------------------|-------------------------------|-------------|---------------|-----------------|
| 5" | 1 1/4" | 275 | Polyolefin | Delrin | 2.X5456.544 | 2.05448.544 | 6 3/16" | 3 13/16" | 2 5/8 |
| | | | Polyurethane HI-TECH | Delrin | 2.X5456.944 | 2.05448.944 | 6 3/16" | 3 13/16" | 2 5/8 |
| | | 300 | Performa Rubber (Flat Tread) | Delrin | 2.X5456.444 | 2.05448.444 | 6 3/16" | 3 13/16" | 2 3/4 |
| | | | TPE HI-TEMP | Precision Ball | 2.X5456.414 H | 2.05448.414 H | 6 3/16" | 3 13/16" | 2 1/4 |

Wheel Selection

Performa
Flat Tread



Polyolefin



TPE HI-TEMP



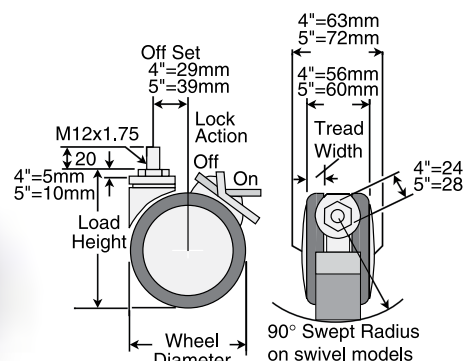
Polyurethane
HI-TECH



Kick Stop® Casters



Standard Dimensions



About Kick Stop®

Colson Kick Stop casters give you the benefits of twin-wheel design with the convenience of a foot brake to lock both wheel and swivel simultaneously. This modern design features two wheels that spin independently of each other for easier turning in tight spots and for improved stability. Custom colors are available to match your equipment (Consult factory).

Standard Features

- Foot brake easily engaged; mechanically locks both swivel and wheel rotation
- Strong pressure diecast metal construction for lasting performance and maximum reliability
- Precision axle built to exacting tolerances for smooth operation and extended service life
- Aluminum die cast body and wheel centers
- Standard finish is white or ball burnished and lacquered

Typical Applications

- Medical and diagnostic equipment, computer equipment, electronic equipment and high-tech products

Colson Kick Stop® Casters • Capacity to 175 lbs

| Wheel Dia. | Tread Width | Capacity Each | Wheel Type | Bearing | Model Number | | Fitting Type | Approx. Wt. Ea. | Load Height | Swivel Radius |
|---------------|------------------|------------------|----------------------------|------------------|--|--|--------------------------------------|---------------------|---------------------|---|
| | | | | | Kick Stop Brake | Free Swivel | | | | |
| 3" (75mm) | 19/32" (15mm) | 132lbs (70kg) | Grey Polyurethane | Roller | 02.3502.409.064.2001.0805 | 02.3504.409.064.0001.0805 | Threaded M10x1.5mm x15mm long | .77 lb (.35kg) | 3 37/64" (91mm) | 2 9/16" (65mm) |
| | | | Black Polyurethane | Roller | 02.3502.409.064.3001.0702 | 02.3504.409.064.0001.0702 | | | | |
| 4" (100mm) | 19/32" (15mm) | 132lbs (70kg) | Black Rubber (Anti-static) | Roller | 02.4502.409.007.3001.0402 | 02.4504.409.007.0001.0402 | Threaded M12x1.75mm x20mm long | 1.78 lbs (.81kg) | 4 3/4" (120mm) | Total Lock 3 9/16" (90mm) Swivel 3 1/8" (79mm) |
| | | | Grey Rubber | Roller Delrin | 02.4502.409.007.2001.0105 02.4502.401.007.2001.0105 | 02.4504.409.007.0001.0105 02.4504.401.007.0001.0105 | | | | |
| 5" (125mm) | 5/8" (16mm) | 175lbs (80kg) | Black Rubber (Anti-static) | Roller | 02.5502.409.017.3001.0402 | 02.5504.409.017.0001.0402 | Threaded M16x2mm x20mm long | 3 lbs (1.36kg) | 5 13/16" (148mm) | Total Lock and Swivel 4 3/16" (106mm) |
| | | | Grey Rubber | Roller Delrin | 02.5502.409.017.2001.0105 02.5502.401.017.2001.0105 | 02.5504.409.017.0001.0105 02.5504.401.017.0001.0105 | | | | |

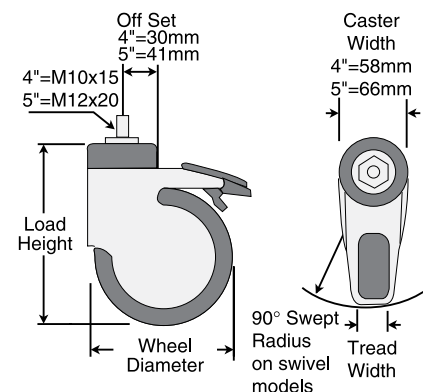
Note: Kick Stop casters have improved load capacity with harder wheel types. Consult factory. Changes to above caster specifications can be considered to suit individual requirements. Such modifications may depend on the size of order and are subject to special quotation and delivery. All specifications and dimensions are accurate for present manufacturer but subject to change without notice. Kick Stop casters are covered by worldwide patents and designs.

Extended lead time, consult factory.

Contour Solus



Standard Dimensions



About Contour Solus

These Euro-Design casters combine a sleek, modern look with the functionality of the Total Lock brake mechanism. With a simple press of the foot, you can lock both wheel and swivel simultaneously in any position. Another press

of the foot releases the caster for free swiveling and rolling ease in any direction (Free swivel models also are available which have no braking action). The unique shell design of the Contour Solus helps keep dirt out of the internal

mechanism of the caster for a long service life. For routine maintenance, the outer shell can be removed from the caster for access to the internal braking mechanism.

Standard Features

- Foot brake easily engaged; mechanically locks both swivel and wheel rotation
- Aluminum shell hides nuts and bolts
- Quiet operation
- Precision axle built to exacting tolerance for smooth operation and extended life
- Precision bearings reduce maintenance and improve maneuverability
- Choose from a wide variety of colors

Typical Applications

- Medical and diagnostic equipment, computer equipment, electronic equipment and high-tech products

Colson Contour Solus Casters • Capacity to 242 lbs

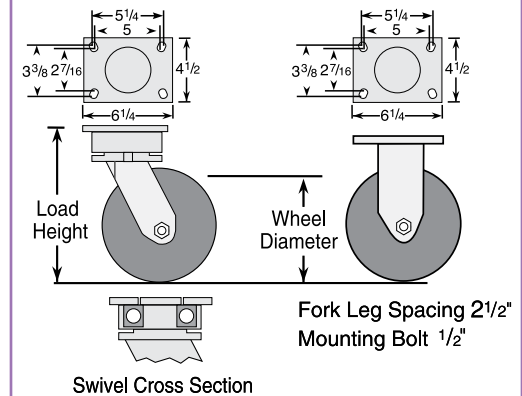
| Wheel Dia. | Tread Width | Capacity Each | Wheel Type | Bearing | Model Number | | Fitting Type | Approx. Wt.ea. | Load Height | Swivel Radius |
|------------|-----------------|----------------|-------------------|------------------|---------------------------|---------------------------|-------------------------------------|--------------------|------------------|------------------|
| | | | | | Contour Solus Brake | Free Swivel | | | | |
| 4" (100mm) | 1 15/32" (30mm) | 220lbs (100kg) | Grey Polyurethane | Sealed Precision | 32.4402.404.064.2001.0805 | 32.4404.404.064.0001.0805 | M10 x 15 mm long screwed pin fixing | 1 5/8 lbs (.79kg) | 5 19/32" (142mm) | 3 15/16" (100mm) |
| 5" (125mm) | 1 21/32" (32mm) | 242lbs (110kg) | Grey Polyurethane | Sealed Precision | 32.5402.404.007.2001.0805 | 32.5404.404.007.0001.0805 | M12 x 20 mm long screwed pin fixing | 2 5/8 lbs (1.30kg) | 6 13/16" (173mm) | 4 15/16" (125mm) |

Note: Extended lead time, consult factory.

Top Plate Swivel & Rigid Capacity up to 1400 lbs each 7 Series



Standard Dimensions



About Evolution

Evolution casters from Colson are the industry's toughest maintenance free caster for harsh towing applications. Automotive, tire manufacturers, and anyone who needs a caster that can hold up in dynamic towing applications will be especially

interested in this product. The notched yoke base is made from 1045 hot drop forged steel, which gives strength and dependability in this very robust fork. The precision radial bearing is large at 3 1/2" in diameter and is sealed on both sides for an

exceptionally smooth swivel. This fork makes up part of an ergonomically friendly caster that confidently handles shock loads, easily starts and stops, effortlessly moves over thresholds, and reliably negotiates uneven surfaces.

Standard Features

- Zinc plated finish
- Designed for dynamic towing applications
- Maintenance free, precision swivel raceway
- 5/16" steel top plate for maximum durability
- Fork legs 5/16" thick 2 1/2" wide
- 1/2" hollow axle with grease zerk and lock nut

Typical Applications

- Excellent for automotive, tire manufacturing and aviation industries

Wheel Selection



Colson Evolution Casters • 7 Series • Capacity to 1400 lbs

| Wheel Dia. | Tread Width | Capacity Each (Pounds) | Wheel Descriptions | Swivel Top Plate Roller Bearing Caster Models | Rigid Top Plate Roller Bearing Caster Models | Optional Bearings (Order information below chart) | Load Height | Swivel Radius | Weight (Pounds) |
|------------|-------------|------------------------|--------------------------------------|---|--|---|--------------------------------|-------------------------------|--------------------------------|
| 8" | 2" | 500 | Performa Rubber (Conductive/Flat) | 7.08579.459 COND | 7.08578.459 COND | PPBB | 10 ¹ / ₄ | 6 ¹ / ₄ | 11 ³ / ₄ |
| | | | Performa Rubber (Conductive/Round) | 7.08579.559 COND | 7.08578.559 COND | PPBB | 10 ¹ / ₄ | 6 ¹ / ₄ | 11 ³ / ₄ |
| | | | Moldon Rubber (Cast iron core) | 7.08579.649.7 | 7.08578.649.7 | Delrin, PPBB | 10 ¹ / ₄ | 6 ¹ / ₄ | 17 ¹ / ₂ |
| | | 600 | Performa Rubber (Round/Grey) | 7.08579.559 | 7.08578.559 | Delrin, Prec. Ball, PPBB | 10 ¹ / ₄ | 6 ¹ / ₄ | 11 ³ / ₄ |
| | | | Performa Rubber (Flat/Black) | 7.08579.459.2 | 7.08578.459.2 | Delrin, Prec. Ball, PPBB | 10 ¹ / ₄ | 6 ¹ / ₄ | 11 ³ / ₄ |
| | | 675 | Performa Rubber (Flat/Grey) | 7.08579.459 | 7.08578.459 | Delrin, Prec. Ball, PPBB | 10 ¹ / ₄ | 6 ¹ / ₄ | 11 ³ / ₄ |
| | | | Polyolefin | 7.08579.839 | 7.08578.839 | Delrin, Plain, PPBB | 10 ¹ / ₄ | 6 ¹ / ₄ | 11 ¹ / ₄ |
| | | 900 | Polyurethane HI-TECH | 7.08579.929 | 7.08578.929 | Delrin, PPBB | 10 ¹ / ₄ | 6 ¹ / ₄ | 11 ³ / ₄ |
| | | | Endura Solid Elastomer | 7.08579.839 EN | 7.08578.839 EN | Delrin, Prec. Ball, PPBB | 10 ¹ / ₄ | 6 ¹ / ₄ | 12 ³ / ₄ |
| | | 1200 | Triumph (Crown/Brown)* | 7.08579.93TF | 7.08578.93TF | Prec. Ball | 10 ¹ / ₄ | 6 ¹ / ₄ | 14 |
| | | | Triumph (Crown/Red)* | 7.08579.93TS | 7.08578.93TS | Prec. Ball | 10 ¹ / ₄ | 6 ¹ / ₄ | 14 |
| | | | Triumph (Round/Blue)* | 7.08579.96TF | 7.08578.96TF | Prec. Ball | 10 ¹ / ₄ | 6 ¹ / ₄ | 14 |
| | | | Triumph (Round/Red)* | 7.08579.96TS | 7.08578.96TS | Prec. Ball | 10 ¹ / ₄ | 6 ¹ / ₄ | 14 |
| | | 1400 | Maxim | 7.08579.539 | 7.08578.539 | Delrin, Bronze, PPBB | 10 ¹ / ₄ | 6 ¹ / ₄ | 11 ³ / ₄ |
| | | | Moldon Polyurethane (Aluminum core) | 7.08579.939 | 7.08578.939 | Delrin, PPBB | 10 ¹ / ₄ | 6 ¹ / ₄ | 12 |
| | | | Moldon Polyurethane (Cast iron core) | 7.08579.949.7 | 7.08578.949.7 | Delrin, PPBB | 10 ¹ / ₄ | 6 ¹ / ₄ | 17 ¹ / ₂ |
| | | | Moldon Nylon | 7.08579.939.3 | 7.08578.939.3 | Delrin, PPBB | 10 ¹ / ₄ | 6 ¹ / ₄ | 12 ² / ₃ |
| | | | Phenolic | 7.08579.339 | 7.08578.339 | Delrin, PPBB | 10 ¹ / ₄ | 6 ¹ / ₄ | 13 |
| | | | Cast Iron | 7.08579.139 | 7.08578.139 | Delrin, PPBB | 10 ¹ / ₄ | 6 ¹ / ₄ | 17 |

*Triumph wheels available with Precision ball bearing only. Precision ball bearings recommended for tow-line applications. Consult factory for special towing and brake requirements.

Bearing Options

Wheels feature roller bearings in above chart. To order optional bearings, see information below.

**Roller Bearing**

Metal cage roller bearing (Specify **WB29**).
Metal thrust & retainer washers (Specify **WSR1**).
Sintered iron step washers (Specify **WSR2**).
Sealed metal retainer washer (Specify **WSR3**).

**Torrington Roller Bearing**

Torrington style roller bearing with retainer (Specify **WB19**).

**Delrin Bearing**

For standard two-piece bearing change 9th digit to "1" (Example: 7.08579.451.2).
One-piece with steel thrust washers (Specify **WB11**).

**Precision Ball Bearing**

To order change 8th and 9th digits to "P5" (Example 7.08579.8P5 EN).

**Pedestal Precision Ball Bearing (PPBB)**

To order change 9th digit to "5" (Example: 7.08579.555).

**Bronze**

To order, change the 9th digit in model number to "4" (Example: 7.08579.534).

What Separates Colson from the Competition?

Wheel Selection

PERFORMA GREY MATTER

PERFORMA

IMPROVING CASTERS AND WHEELS IS ALWAYS ON OUR MIND.

Your reputation is riding on your casters. Think about it. What happens to your satisfied customers if the casters on your equipment fail? Colson can help. We think about casters all of the time, and we lead our industry with remarkable innovations perfectly suited for a wide range of applications.

Take Performa caster wheels for example. These much imitated but never duplicated wheels are the envy of the industry. Performa is the ultimate in uncompromising wheel performance. They protect equipment and cargo with a silent, soft cushion ride similar to rubber wheels. They handle heavy loads and glide effortlessly across the floor similar to hard tread wheels. Plus, these wheels deliver superior non-marking floor protection.

During our 125-year legacy of leadership, Colson has reinvented the wheel time-after-time to give each customer the perfect caster for their particular application. Your reputation is riding on our casters. Ours is to. Call or visit our website today.



Use the Performa Wheel In Many Applications:

- **Factories**
- **Hospitals**
- **Schools**
- **Restaurants**
- **Warehouses**
- **Anywhere equipment must move easily and efficiently!**

- Absorbs shock to provide a cushion ride that protects your equipment, cargo and floors
- Superior impact resistance (better than cast iron core moldon rubber wheels)
- Resists "flat spotting" even when equipment rests under a load over time
- Silent operating to prevent distracting and annoying wheel noise
- Handles tough environments (inside or outside) without corrosion
- Performa conductive wheels available
- Maximum low temperature flexibility for superior performance even in freezing temperatures
- Maximum resistance to chemicals, acids, bases, alcohols, water and steam
- Custom colors available, consult factory
- Makes your equipment easier to handle and more responsive
- Lasting performance even in the most punishing applications

Maximum impact resistance and shock absorption help protect equipment, cargo and floors



Performa wheels handle tough environments—inside or outside, in hot or cold temperatures—without corrosion.



Performa wheels reject floor debris including metal shavings, chips, sand and gravel.



Wheel Selection

Performa Rubber Wheels

Flat Grey Tread Capacity up to 325 lbs each 1-2 Series



Performa wheels offer the advantages of both hard and soft tread materials in a single wheel. Like a hard tread wheel, Performa rolls easily and is very durable. Like a soft tread wheel, it rolls quietly, protects floors and resists impacts with a cushion ride. It also features maximum weatherability, low temperature flexibility, resistance to chemicals, water and steam, and rejects floor debris such as metal shavings. Non-marking thermoplastic elastomer tread is permanently bonded to durable polyolefin wheel core.

Temperature range: -45°F to +180°F intermittent service (120° continuous service).

Hardness: 65(±5) Durometer Shore A scale.

Colson Performa Rubber Wheels • Flat Grey Tread • 1-2 Series • Capacity up to 325 lbs each

| Wheel Dia. | Tread Width | Capacity Each (Pounds) | Bearing | Wheel Model Number | Wheel | | | Spanner Bushing | | Thread Guard TG1: Metal TG2: Plastic | Weight (Pounds) |
|---------------------------------|---------------------------------|------------------------|---------|--------------------|--------------|-------------------|------------|-----------------|--------|--|-----------------|
| | | | | | Bearing Bore | Bore Less Bearing | Hub Length | Bore | Length | | |
| 1 ⁵ / ₈ " | 7/8" | 60 | Delrin | 1.00001.441 | 5/16" | 1/2" | 11/32" | — | — | — | 1/4 |
| 2" | 7/8" | 75 | Delrin | 1.00002.441 | 5/16" | 1/2" | 11/32" | — | — | — | 1/4 |
| 2 ¹ / ₂ " | 1 ¹ / ₄ " | 140 | Delrin | 2.00002.441 | 1/2" | 29/32" | 17/16" | 3/8" | 11/2" | — | 1/4 |
| | | | Ball | 2.00002.445 | 3/8" | — | 11/2" | — | — | — | 3/8 |
| 3" | 7/8" | 125 | Delrin | 1.00003.441 | 7/16" | 39/64" | 11/32" | 5/16" | 17/64" | TG1: 57852.03 | 1/4 |
| | | | Ball | 2.00003.445 | 3/8" | — | 11/2" | — | — | — | 3/8 |
| 3 ¹ / ₂ " | 1 ¹ / ₄ " | 250 | Delrin | 2.00003.441 | 1/2" | 29/32" | 17/16" | 3/8" | 11/2" | TG1: 57854.01 | 3/8 |
| | | | Ball | 2.00003.445 | 3/8" | — | 11/2" | — | — | TG2: 57852.39 | 1/2 |
| 4" | 7/8" | 135 | Delrin | 1.00004.441 | 7/16" | 39/64" | 11/32" | 5/16" | 17/64" | — | 1/4 |
| | 1 ¹ / ₄ " | 300 | Delrin | 2.00004.441 | 1/2" | 29/32" | 17/16" | 3/8" | 11/2" | TG1: 57854.01 | 5/8 |
| | | | Ball | 2.00004.445 | 3/8" | — | 11/2" | — | — | | 3/4 |
| 5" | 7/8" | 145 | Delrin | 1.00005.441 | 7/16" | 39/64" | 11/32" | 5/16" | 17/64" | TG2: 57852.42 | 1/4 |
| | 1 ¹ / ₄ " | 325 | Delrin | 2.00005.441 | 1/2" | 29/32" | 17/16" | 3/8" | 11/2" | TG1: 57866.03 | 3/4 |
| | | | Ball | 2.00005.445 | 3/8" | — | 11/2" | — | — | TG2: 57852.43 | 7/8 |

Round Grey Tread Capacity up to 250 lbs each 2 Series



Wheel Options

- Delrin Bearing Less Bushing: Specify "WB01B".
- Thread Guards: Specify "TG1" (metal), "TG2" (plastic).
- Custom colors to match your equipment (consult factory).

Colson Performa Rubber Wheels • Round Grey Tread • 2 Series • Capacity up to 250 lbs each

| Wheel Dia. | Tread Width | Capacity Each (Pounds) | Bearing | Wheel Model Number | Wheel | | | Spanner Bushing | | Thread Guard TG1: Metal TG2: Plastic | Weight (Pounds) |
|---------------------------------|----------------------------------|------------------------|---------|--------------------|--------------|-------------------|------------|-----------------|--------|--|-----------------|
| | | | | | Bearing Bore | Bore Less Bearing | Hub Length | Bore | Length | | |
| 3 ¹ / ₂ " | 1 ⁵ / ₁₆ " | 210 | Delrin | 2.00003.561 | 1/2" | 29/32" | 17/16" | 3/8" | 11/2" | — | 1/2 |
| | | | Ball | 2.00003.565 | 3/8" | — | 11/2" | — | — | — | 5/8 |
| 5" | 1 ⁵ / ₁₆ " | 250 | Delrin | 2.00005.561 | 1/2" | 29/32" | 17/16" | 3/8" | 11/2" | TG1: 57854.01 | 7/8 |
| | | | Ball | 2.00005.565 | 3/8" | — | 11/2" | — | — | TG2: 57852.39 | 1 |

Performa Rubber Wheels

Flat Grey Tread Capacity up to 675 lbs each 3-5 Series



Performa wheels offer the advantages of both hard and soft tread materials in a single wheel. Like a hard tread wheel, Performa rolls easily and is very durable. Like a soft tread wheel, it rolls quietly, protects floors and resists impacts with a cushion ride. It also features maximum weatherability, low temperature flexibility, resistance to chemicals, water and steam, and rejects floor debris such as metal shavings. Non-marking thermoplastic elastomer tread is permanently bonded to durable polyolefin wheel core.

Temperature range: -45°F to +180°F intermittent service (120° continuous service).

Hardness: 65(±5) Durometer Shore A scale.

Colson Performa Rubber Wheels • Flat Grey Tread • 3-5 Series • Capacity up to 675 lbs each

| Wheel Dia. | Tread Width | Capacity Each (Pounds) | Bearing | Wheel Model Number | Wheel | | | Spanner Bushing | | Thread Guard TG1: Metal TG2: Plastic | Weight (Pounds) |
|------------|-------------|------------------------|---------|--------------------|--------------|-------------------|------------|-----------------|--------|--|-----------------|
| | | | | | Bearing Bore | Bore Less Bearing | Hub Length | Bore | Length | | |
| 3" | 1 1/2" | 250 | Delrin | 3.00003.441 | 3/4" | 13/16" | 15/8" | 3/8" | 17/8" | — | 3/4 |
| | | | Roller | 3.00003.449 | 3/4" | 13/16" | 15/8" | 3/8" | 17/8" | — | 1 |
| | | | Delrin | 4.00003.441 | 3/4" | 13/16" | 15/8" | 1/2" | 27/16" | — | 3/4 |
| | | | Roller | 4.00003.449 | 3/4" | 13/16" | 15/8" | 1/2" | 27/16" | — | 1 |
| 4" | 1 1/2" | 325 | Delrin | 3.00004.441 | 3/4" | 13/16" | 15/8" | 3/8" | 17/8" | — | 1 |
| | | | Roller | 3.00004.449 | 3/4" | 13/16" | 15/8" | 3/8" | 17/8" | — | 1 1/4 |
| | | | Delrin | 4.00004.441 | 3/4" | 13/16" | 15/8" | 1/2" | 27/16" | — | 1 |
| | | | Roller | 4.00004.449 | 3/4" | 13/16" | 15/8" | 1/2" | 27/16" | — | 1 1/4 |
| | 2" | 400 | Delrin | 5.00004.451 | 3/4" | 13/16" | 23/16" | 1/2" | 27/16" | — | 1 1/4 |
| | | | Roller | 5.00004.459 | 3/4" | 13/16" | 23/16" | 1/2" | 27/16" | — | 1 1/2 |
| | | | PPBB | 5.00004.455 | 1/2" | 13/16" | 27/16" | — | — | — | 1 1/2 |
| | | | | | | | | | | | |
| 5" | 1 1/2" | 350 | Delrin | 3.00005.441 | 3/4" | 13/16" | 15/8" | 3/8" | 17/8" | — | 1 1/4 |
| | | | Roller | 3.00005.449 | 3/4" | 13/16" | 15/8" | 3/8" | 17/8" | — | 1 1/2 |
| | | | Delrin | 4.00005.441 | 3/4" | 13/16" | 15/8" | 1/2" | 27/16" | — | 1 1/4 |
| | | | Roller | 4.00005.449 | 3/4" | 13/16" | 15/8" | 1/2" | 27/16" | — | 1 1/2 |
| | 2" | 500 | PPBB | 5.00005.455 | 1/2" | 13/16" | 27/16" | — | — | TG1: 57852.35 TG2: 57852.34 | 1 1/2 |
| | | | Delrin | 5.00005.451 | 3/4" | 13/16" | 23/16" | 1/2" | 27/16" | | 1 1/2 |
| | | | Roller | 5.00005.459 | 3/4" | 13/16" | 23/16" | 1/2" | 27/16" | | 1 1/2 |
| | | | | | | | | | | | |
| 6" | 1 1/2" | 375 | Delrin | 3.00006.441 | 3/4" | 13/16" | 15/8" | 3/8" | 17/8" | — | 1 1/2 |
| | | | Roller | 3.00006.449 | 3/4" | 13/16" | 15/8" | 3/8" | 17/8" | — | 1 3/4 |
| | | | Delrin | 4.00006.441 | 3/4" | 13/16" | 15/8" | 1/2" | 27/16" | — | 1 1/2 |
| | | | Roller | 4.00006.449 | 3/4" | 13/16" | 15/8" | 1/2" | 27/16" | — | 1 3/4 |
| | 2" | 500 | PPBB | 5.00006.455 | 1/2" | 13/16" | 27/16" | — | — | TG1: 59042.07 TG2: 57852.29 | 1 3/4 |
| | | | Delrin | 5.00006.451 | 3/4" | 13/16" | 23/16" | 1/2" | 27/16" | | 1 3/4 |
| | | 600 | Roller | 5.00006.459 | 3/4" | 13/16" | 23/16" | 1/2" | 27/16" | | 1 3/4 |
| | | | | | | | | | | | |
| 8" | 1 1/2" | 500 | Delrin | 4.00008.441 | 3/4" | 13/16" | 15/8" | 1/2" | 27/16" | — | 2 1/4 |
| | | | Roller | 4.00008.449 | 3/4" | 13/16" | 15/8" | 1/2" | 27/16" | — | 2 1/4 |
| | 2" | 500 | PPBB | 5.00008.455 | 1/2" | 13/16" | 27/16" | — | — | TG1: 57852.04 TG2: 57852.30 | 2 1/2 |
| | | | Delrin | 5.00008.451 | 3/4" | 13/16" | 23/16" | 1/2" | 27/16" | | 2 1/2 |
| | | 675 | Roller | 5.00008.459 | 3/4" | 13/16" | 23/16" | 1/2" | 27/16" | | 2 1/2 |
| | | | | | | | | | | | |

Wheel Options

- Delrin Bearing Less Bushing: Specify **"WB01B"**.
- 1-Piece Delrin Bearing with Bushing (2" tread width): Specify **"WB11"**.
- 1-Piece Delrin Bearing less Bushing (2" tread width): Specify **"WB11B"**.
- Precision Sealed Ball Bearing (2" tread width): To order, change 8th and 9th digits in wheel model to **"P5"** (Example 5.00006.4**P5**).
- Pedestal Precision Ball Bearing (PPBB) also available in stainless steel (consult factory).
- Metal cage roller bearing: Specify **"WB29"**.
- Torrington style with Hytrel retainer (2" tread width): Specify **"WB19"**.
- Roller Bearing less Bushing: Specify **"WB09B"**.
- Roller bearing metal thrust & retainer washers: Specify **"WSR1"**.
- Roller bearing sintered iron step washers: Specify **"WSR2"**.
- Roller bearing sealed metal retainer washer: Specify **"WSR3"**.
- Thread Guards: Specify **"TG1"** (metal), **"TG2"** (plastic).
- Custom colors to match your equipment (consult factory).

Performa Rubber Wheels

Flat Black Tread
Capacity up to 1700 lbs
each 5-7 Series



Performa wheels offer the advantages of both hard and soft tread materials in a single wheel. Like a hard tread wheel, Performa rolls easily and is very durable. Like a soft tread wheel, it rolls quietly, protects floors and resists impacts with a cushion ride. It also features maximum weatherability, low temperature flexibility, resistance to chemicals, water and steam, and rejects floor debris such as metal shavings. Thermoplastic elastomer tread is permanently bonded to ribbed polyolefin wheel core and is non-marking.

Temperature range: -45°F to +180°F intermittent service (120° continuous service).

Hardness: 65(±5) Durometer Shore A scale.

Colson Performa Rubber Wheels • Flat Black Tread • 5-7 Series • Capacity up to 1700 lbs each

| Wheel Dia. | Tread Width | Capacity Each (Pounds) | Bearing | Wheel Model Number | Wheel | | | Spanner Bushing | | Thread Guard TG1: Metal TG2: Plastic | Weight (Pounds) |
|------------|-------------|------------------------|---------|--------------------|--------------|-------------------|------------|-----------------|--------|--|-----------------|
| | | | | | Bearing Bore | Bore Less Bearing | Hub Length | Bore | Length | | |
| 4" | 2" | 400 | PPBB | 5.00004.455.2 | 1/2" | 13/16" | 27/16" | — | — | — | 1 1/2 |
| | | | Delrin | 5.00004.451.2 | 3/4" | 13/16" | 23/16" | 1/2" | 27/16" | — | 1 1/4 |
| | | | Roller | 5.00004.459.2 | 3/4" | 13/16" | 23/16" | 1/2" | 27/16" | — | 1 1/2 |
| 5" | 2" | 500 | PPBB | 5.00005.455.2 | 1/2" | 13/16" | 27/16" | — | — | TG1: 57852.35 TG2: 57852.34 | 1 1/2 |
| | | | Delrin | 5.00005.451.2 | 3/4" | 13/16" | 23/16" | 1/2" | 27/16" | | 1 1/2 |
| | | | Roller | 5.00005.459.2 | 3/4" | 13/16" | 23/16" | 1/2" | 27/16" | | 1 1/2 |
| 6" | 2" | 500 | PPBB | 5.00006.455.2 | 1/2" | 13/16" | 27/16" | — | — | TG1: 59042.07 TG2: 57852.29 | 1 3/4 |
| | | 600 | Delrin | 5.00006.451.2 | 3/4" | 13/16" | 23/16" | 1/2" | 27/16" | | 1 3/4 |
| | | | Roller | 5.00006.459.2 | 3/4" | 13/16" | 23/16" | 1/2" | 27/16" | | 1 3/4 |
| 8" | 2" | 500 | PPBB | 5.00008.455.2 | 1/2" | 13/16" | 27/16" | — | — | TG1: 57852.04 TG2: 57852.30 | 2 1/2 |
| | | 675 | Delrin | 5.00008.451.2 | 3/4" | 13/16" | 23/16" | 1/2" | 27/16" | | 2 1/2 |
| | | | Roller | 5.00008.459.2 | 3/4" | 13/16" | 23/16" | 1/2" | 27/16" | | 2 1/2 |
| 10" | 2 1/2" | 1000 | Delrin | 7.00010.451.2 | 1" | 1 15/16" | 3 1/4" | 3/4" | 3 1/2" | — | 6 |
| | | | Roller | 7.00010.459.2 | 1" | 1 15/16" | 3 1/4" | 3/4" | 3 1/2" | — | 6 1/4 |
| 12" | 3" | 1700 | Delrin | 7.00012.451.2 | 1" | 1 15/16" | 3 1/4" | 3/4" | 3 1/2" | — | 7 |
| | | | Roller | 7.00012.459.2 | 1" | 1 15/16" | 3 1/4" | 3/4" | 3 1/2" | — | 7 1/2 |

Wheel Options

- Delrin Bearing Less Bushing: Specify **"WB01B"**.
- 1-Piece Delrin Bearing with Bushing (2" tread width): Specify **"WB11"**.
- 1-Piece Delrin Bearing less Bushing (2" tread width): Specify **"WB11B"**.
- Precision Sealed Ball Bearing (2" tread width): To order, change 8th and 9th digits in wheel model to **"P5"** (Example 5.00006.4**P5**.2).
- Pedestal Precision Ball Bearing (PPBB) also available in stainless steel (consult factory).
- Metal cage roller bearing: Specify **"WB29"**.
- Torrington style with Hytrel retainer (2" tread width): Specify **"WB19"**.
- Roller Bearing less Bushing: Specify **"WB09B"**.
- Roller bearing metal thrust & retainer washers: Specify **"WSR1"**.
- Roller bearing sintered iron step washers: Specify **"WSR2"**.
- Roller bearing sealed metal retainer washer: Specify **"WSR3"**.
- Thread Guards: Specify **"TG1"** (metal), **"TG2"** (plastic).
- Custom colors to match your equipment (consult factory).

Performa Rubber Wheels

Round Grey Tread Capacity up to 600 lbs each 5 Series



Performa wheels offer the advantages of both hard and soft tread materials in a single wheel. Like a hard tread wheel, Performa rolls easily and is very durable. Like a soft tread wheel, it rolls quietly, protects floors and resists impacts with a cushion ride. It also features maximum weatherability, low temperature flexibility, resistance to chemicals, water and steam, and rejects floor debris such as metal shavings. Thermoplastic elastomer tread is permanently bonded to ribbed polyolefin wheel core and is non-marking.

Temperature range: -45°F to +180°F intermittent service (120° continuous service).

Hardness: 65(±5) Durometer Shore A scale.

Colson Performa Rubber Wheels • Round Grey Tread • 5 Series • Capacity up to 600 lbs each

| Wheel Dia. | Tread Width | Capacity Each (Pounds) | Bearing | Wheel Model Number | Wheel | | | Spanner Bushing | | Thread Guard TG1: Metal TG2: Plastic | Weight (Pounds) |
|------------|-------------|------------------------|---------|--------------------|--------------|-------------------|------------|-----------------|--------|--|-----------------|
| | | | | | Bearing Bore | Bore Less Bearing | Hub Length | Bore | Length | | |
| 6" | 2" | 450 | PPBB | 5.00006.555 | 1/2" | 13/16" | 27/16" | — | — | TG1: 59042.07 TG2: 57852.29 | 15/8 |
| | | | Delrin | 5.00006.551 | 3/4" | 13/16" | 23/16" | 1/2" | 27/16" | | 15/8 |
| | | | Roller | 5.00006.559 | 3/4" | 13/16" | 23/16" | 1/2" | 27/16" | | 15/8 |
| 8" | 2" | 500 | PPBB | 5.00008.555 | 1/2" | 13/16" | 27/16" | — | — | TG1: 57852.04 TG2: 57852.30 | 2 1/4 |
| | | 600 | Delrin | 5.00008.551 | 3/4" | 13/16" | 23/16" | 1/2" | 27/16" | | 2 1/4 |
| | | | Roller | 5.00008.559 | 3/4" | 13/16" | 23/16" | 1/2" | 27/16" | | 2 1/4 |

Wheel Options

- Delrin Bearing Less Bushing: Specify **"WB01B"**.
- 1-Piece Delrin Bearing with Bushing (2" tread width): Specify **"WB11"**.
- 1-Piece Delrin Bearing less Bushing (2" tread width): Specify **"WB11B"**.
- Precision Sealed Ball Bearing: To order, change 8th and 9th digits in wheel model to **"P5"** (Example 5.00006.4**P5**).
- Pedestal Precision Ball Bearing (PPBB) also available in stainless steel (consult factory).
- Metal cage roller bearing: Specify **"WB29"**.
- Torrington style with Hytrel retainer (2" tread width): Specify **"WB19"**.
- Roller Bearing less Bushing: Specify **"WB09B"**.
- Roller bearing metal thrust & retainer washers: Specify **"WSR1"**.
- Roller bearing sintered iron step washers: Specify **"WSR2"**.
- Roller bearing sealed metal retainer washer: Specify **"WSR3"**.
- Thread Guards: Specify **"TG1"** (metal), **"TG2"** (plastic).
- Custom colors to match your equipment (consult factory).

Performa Conductive Rubber Wheels

Flat Grey Tread Capacity up to 200 lbs each 2 Series



Many computer manufacturers and electronics companies require conductive wheels on assembly carts to eliminate static build-up and discharge. Although conductive caster wheels have existed for years, almost all of them mark floors. Colson has solved this problem with our selection of Performa Conductive Wheels. These models combine a soft cushion ride with a non-marking tread design. All wheels feature a cushion grey Performa tread bonded to a black Polyolefin wheel core. Performa Conductive wheels have been rigorously tested and approved by an independent lab and meet the requirements of federal specification FF-C-88C. This specification requires an average electrical resistance of less than 250,000 ohms. For other wheel sizes, please consult factory for availability.

Hardness: 75(±5) Durometer Shore A scale.

Colson Performa Conductive Rubber Wheels • Flat Grey Tread • 2 Series • Capacity up to 200 lbs each

| Wheel Dia. | Tread Width | Capacity Each (Pounds) | Bearing | Wheel Model Number | Wheel | | | Spanner Bushing | | Thread Guard TG1: Metal TG2: Plastic | Weight (Pounds) |
|------------|-------------|------------------------|---------|--------------------|--------------|-------------------|------------|-----------------|--------|--------------------------------------|-----------------|
| | | | | | Bearing Bore | Bore Less Bearing | Hub Length | Bore | Length | | |
| 2 1/2" | 1 1/4" | 125 | Ball | 2.00002.445 COND | 3/8" | — | 1 1/2" | — | — | — | 3/8 |
| 3 1/2" | 1 1/4" | 225 | Ball | 2.00003.445 COND | 3/8" | — | 1 1/2" | — | — | — | 1/2 |
| 4" | 1 1/4" | 250 | Ball | 2.00004.445 COND | 3/8" | — | 1 1/2" | — | — | — | 3/4 |
| 5" | 1 1/4" | 250 | Ball | 2.00005.445 COND | 3/8" | — | 1 1/2" | — | — | — | 7/8 |

Note: Extended delivery item. Consult Factory.

Round Grey Tread Capacity up to 250 lbs each 2 Series



Colson Performa Conductive Rubber Wheels • Round Grey Tread • 2 Series • Capacity up to 250 lbs each

| Wheel Dia. | Tread Width | Capacity Each (Pounds) | Bearing | Wheel Model Number | Wheel | | | Spanner Bushing | | Thread Guard TG1: Metal TG2: Plastic | Weight (Pounds) |
|------------|-------------|------------------------|---------|--------------------|--------------|-------------------|------------|-----------------|--------|--------------------------------------|-----------------|
| | | | | | Bearing Bore | Bore Less Bearing | Hub Length | Bore | Length | | |
| 3 1/2" | 1 5/16" | 210 | Ball | 2.00003.565 COND | 3/8" | — | 1 1/2" | — | — | — | 5/8 |
| 5" | 1 5/16" | 250 | Ball | 2.00005.565 COND | 3/8" | — | 1 1/2" | — | — | — | 1 |

Note: Extended delivery item. Consult Factory.

IMPORTANT NOTICE

As oil is injurious to compounds and impairs the electrical conductivity of these products, contact with oil should be avoided. Conductive characteristics of the tread compounds may decrease with, among other things, service and contact with lubricants, waxes, polishes and cleaning materials used for floor maintenance. Since Colson has no control over these conditions, no warranties, express or implied, of either merchantability, fitness or otherwise respect to the continuing level of conductivity of the product, are made.

Perma Conductive Rubber Wheels

Flat Grey Tread Capacity up to 500 lbs each 3-5 Series



Many computer manufacturers and electronics companies require conductive wheels on assembly carts to eliminate static build-up and discharge. Although conductive caster wheels have existed for years, almost all of them mark floors. Colson has solved this problem with our selection of Perma Conductive Wheels. These models combine a soft cushion ride with a non-marking tread design. All wheels feature a cushion grey Perma tread bonded to a black Polyolefin wheel core. Perma Conductive wheels have been rigorously tested and approved by an independent lab and meet the requirements of federal specification FF-C-88C. This specification requires an average electrical resistance of less than 250,000 ohms. For other wheel sizes, please consult factory for availability.

Hardness: 75(±5) Durometer Shore A scale.

Colson Perma Conductive Rubber Wheels • Flat Grey Tread • 3-5 Series • Capacity up to 500 lbs each

| Wheel Dia. | Tread Width | Capacity Each (Pounds) | Bearing | Wheel Model Number | Wheel | | | Spanner Bushing | | Thread Guard TG1: Metal TG2: Plastic | Weight (Pounds) |
|------------|-------------|------------------------|---------|--------------------|--------------|-------------------|------------|-----------------|--------|--|-----------------|
| | | | | | Bearing Bore | Bore Less Bearing | Hub Length | Bore | Length | | |
| 3" | 1 1/2" | 225 | Roller | 4.00003.449 COND | 3/4" | 13/16" | 1 5/8" | 1/2" | 27/16" | — | 1 |
| 4" | 1 1/2" | 255 | Roller | 3.00004.449 COND | 3/4" | 13/16" | 1 5/8" | 3/8" | 17/8" | — | 1 1/4 |
| | | | Roller | 4.00004.449 COND | 3/4" | 13/16" | 1 5/8" | 1/2" | 27/16" | — | 1 1/4 |
| | 2" | 300 | PPBB | 5.00004.455 COND | 1/2" | 13/16" | 2 7/16" | — | — | — | 1 1/2 |
| | | | Roller | 5.00004.459 COND | 3/4" | 13/16" | 2 3/16" | 1/2" | 27/16" | — | 1 1/2 |
| 5" | 1 1/2" | 280 | Roller | 3.00005.449 COND | 3/4" | 13/16" | 1 5/8" | 3/8" | 17/8" | — | 1 1/4 |
| | | | Roller | 4.00005.449 COND | 3/4" | 13/16" | 1 5/8" | 1/2" | 27/16" | — | 1 1/4 |
| | 2" | 325 | PPBB | 5.00005.455 COND | 1/2" | 13/16" | 2 7/16" | — | — | — | 1 1/2 |
| | | | Roller | 5.00005.459 COND | 3/4" | 13/16" | 2 3/16" | 1/2" | 27/16" | — | 1 1/2 |
| 6" | 1 1/2" | 300 | Roller | 3.00006.449 COND | 3/4" | 13/16" | 1 5/8" | 3/8" | 17/8" | — | 1 3/4 |
| | | | Roller | 4.00006.449 COND | 3/4" | 13/16" | 1 5/8" | 1/2" | 27/16" | — | 1 3/4 |
| | 2" | 410 | PPBB | 5.00006.455 COND | 1/2" | 13/16" | 2 7/16" | — | — | — | 1 3/4 |
| | | | Roller | 5.00006.459 COND | 3/4" | 13/16" | 2 3/16" | 1/2" | 27/16" | — | 1 3/4 |
| 8" | 1 1/2" | 350 | Roller | 4.00008.449 COND | 3/4" | 13/16" | 1 5/8" | 1/2" | 27/16" | — | 2 1/4 |
| | 2" | 500 | PPBB | 5.00008.455 COND | 1/2" | 13/16" | 2 7/16" | — | — | — | 2 1/4 |
| | | | Roller | 5.00008.459 COND | 3/4" | 13/16" | 2 3/16" | 1/2" | 27/16" | — | 2 1/2 |

Note: Extended delivery item. Consult Factory.

Wheel Options

- Pedestal Precision Ball Bearing (PPBB) also available in stainless steel (consult factory).

Round Grey Tread Capacity up to 500 lbs each 5 Series



Wheel Options

- Pedestal Precision Ball Bearing (PPBB) also available in stainless steel (consult factory).

Note: Extended delivery item. Consult Factory.

Colson Perma Conductive Rubber Wheels • Round Grey Tread • 5 Series • Capacity up to 500 lbs each

| Wheel Dia. | Tread Width | Capacity Each (Pounds) | Bearing | Wheel Model Number | Wheel | | | Spanner Bushing | | Thread Guard TG1: Metal TG2: Plastic | Weight (Pounds) |
|------------|-------------|------------------------|---------|--------------------|--------------|-------------------|------------|-----------------|---------|--|-----------------|
| | | | | | Bearing Bore | Bore Less Bearing | Hub Length | Bore | Length | | |
| 6" | 2" | 410 | PPBB | 5.00006.555 COND | 1/2" | 1 3/16" | 2 7/16" | — | — | — | 1 5/8 |
| | | | Roller | 5.00006.559 COND | 3/4" | 1 3/16" | 2 3/16" | 1/2" | 2 7/16" | — | 1 5/8 |
| 8" | 2" | 500 | PPBB | 5.00008.555 COND | 1/2" | 1 3/16" | 2 7/16" | — | — | — | 2 1/4 |
| | | | Roller | 5.00008.559 COND | 3/4" | 1 3/16" | 2 3/16" | 1/2" | 2 7/16" | — | 2 1/2 |

IMPORTANT NOTICE

As oil is injurious to compounds and impairs the electrical conductivity of these products, contact with oil should be avoided. Conductive characteristics of the tread compounds may decrease with, among other things, service and contact with lubricants, waxes, polishes and cleaning materials used for floor maintenance. Since Colson has no control over these conditions, no warranties, express or implied, of either merchantability, fitness or otherwise respect to the continuing level of conductivity of the product, are made.

Performa Hand Truck Wheels

Flat Tread Capacity up to 350 lbs each 4 Series



Center Hub Design. This black tread wheel is a light weight, high performance hand truck wheel that rolls longer, quieter and smoother without marking floors. The exclusive wheel design features a zerk fitting for the wheel bearing and provides maximum rolling ease for greater maneuverability on the job. The exclusive wheel tread material won't pick up gravel or floor debris, and this wheel performs better than a pneumatic tire...yet never goes flat! Like all of our Performa models, the wheel provides maximum shock absorption for a cushion ride and will not flatspot... even under load. The materials give superior weather resistance and lower temperature flexibility, as well as a high resistance to chemicals, acids, water and steam.

Temperature range: -45°F to +180°F intermittent service (120° continuous service).

Hardness: 55(±5) Durometer Shore A Scale.

Colson Performa Hand Truck Wheels • Flat Tread • 4 Series • Capacity up to 350 lbs each

| Black Tread Models | | | Bearing | Wheel Model Number | Specify Bore Code | Wheel | | Hub | | Thread Guard TG1: Metal TG2: Plastic | Weight (Pounds) |
|--------------------|-------------|------------------------|---------|--------------------|-------------------|--------------|-------------------|---------------------|---------------------|--|-----------------|
| Wheel Dia. | Tread Width | Capacity Each (Pounds) | | | | Bearing Bore | Bore Less Bearing | Length Less Bearing | Length With Bearing | | |
| 8" | 1 1/2" | 350 | None | 4.00008.486.2 | None | N/A | 13/8" | 15/8" | 17/8" | — | 2 1/4 |
| | | | PPBB | 4.00008.485.2 | WB625 | 5/8" | 13/8" | 15/8" | 17/8" | — | 2 1/4 |
| | | | PPBB | 4.00008.485.2 | WB750 | 3/4" | 13/8" | 15/8" | 17/8" | — | 2 1/4 |

Round Tread Capacity up to 500 lbs each 5 Series



Offset hub design. This black or grey tread wheel is a light weight, high performance hand truck wheel that rolls longer, quieter and smoother without marking floors. The exclusive wheel design features a zerk fitting for the wheel bearing and provides maximum rolling ease for greater maneuverability on the job. The exclusive wheel tread material won't pick up gravel or floor debris, and this wheel performs better than a pneumatic tire...yet never goes flat! Like all of our Performa models, the wheel provides maximum shock absorption for a cushion ride and will not flatspot... even under load. The materials give superior weather resistance and lower temperature flexibility, as well as a high resistance to chemicals, acids, water and steam.

Temperature range: -45°F to +180°F intermittent service (120° continuous service).

Hardness: 55(±5) Durometer Shore A Scale.

Colson Performa Hand Truck Wheels • Round Tread • 5 Series • Capacity up to 500 lbs each

| Black Tread Models | | | Bearing | Wheel Model Number | Specify Bore Code | Wheel | | Hub | | Thread Guard TG1: Metal TG2: Plastic | Weight (Pounds) |
|--------------------|-------------|------------------------|---------|--------------------|-------------------|--------------|-------------------|---------------------|---------------------|--|-----------------|
| Wheel Dia. | Tread Width | Capacity Each (Pounds) | | | | Bearing Bore | Bore Less Bearing | Length Less Bearing | Length With Bearing | | |
| 8" | 2" | 500 | PPBB | 5.00008.585.2 | WB625 | 5/8" | 13/8" | 13/4" | 2" | — | 2 1/4 |
| | | | PPBB | 5.00008.585.2 | WB750 | 3/4" | 13/8" | 13/4" | 2" | — | 2 1/4 |
| | | | None | 5.00008.596.2 | None | N/A | 13/8" | 2" | 2 1/4" | — | 2 1/4 |
| | | | PPBB | 5.00008.595.2 | WB625 | 5/8" | 13/8" | 2" | 2 1/4" | — | 2 1/4 |
| | | | PPBB | 5.00008.595.2 | WB750 | 3/4" | 13/8" | 2" | 2 1/4" | — | 2 1/4 |

Grey Tread Models

| | | | | | | | | | | | |
|----|----|-----|------|-------------|-------|------|-------|-------|--------|---|-------|
| 8" | 2" | 500 | None | 5.00008.586 | None | N/A | 13/8" | 13/4" | N/A | — | 2 1/4 |
| | | | PPBB | 5.00008.585 | WB625 | 5/8" | 13/8" | 13/4" | 2" | — | 2 1/4 |
| | | | PPBB | 5.00008.585 | WB750 | 3/4" | 13/8" | 13/4" | 2" | — | 2 1/4 |
| | | | None | 5.00008.596 | None | N/A | 13/8" | 2" | 2 1/4" | — | 2 1/4 |
| | | | PPBB | 5.00008.595 | WB625 | 5/8" | 13/8" | 2" | 2 1/4" | — | 2 1/4 |
| | | | PPBB | 5.00008.595 | WB750 | 3/4" | 13/8" | 2" | 2 1/4" | — | 2 1/4 |

Trans-forma® LT Wheels

Flat or Round Black Tread
Capacity up to 500 lbs
5 Series

Wheel Options

- Pedestal Precision Ball Bearing (PPBB)
 also available in stainless steel
 (consult factory).



Made with Grade 5 recyclable material to help protect our environment, this is the perfect lower cost replacement for moldon rubber or TPR wheels. The LT wheel is manufactured using co-injection molding on our state of the art equipment that chemically bonds the TPE material to a sturdy polyolefin core. The multi-purpose design is well suited for a variety of applications including (but not limited to): dumpster/trash bins, lumber carts and flower carts.

Temperature range: -45 °F to +180 °F

Hardness: 80(±5) Durometer Shore A scale.

Colson Trans-forma® LT Wheels • 5 Series • Capacity up to 500 lbs each

| Flat Tread Models | | | | | Wheel | | | Spanner Bushing | | | |
|--------------------|-------------|------------------------|--------------|--------------------|--------------|-------------------|------------|-----------------|---------|-------------------------|-----------------|
| Wheel Dia. | Tread Width | Capacity Each (Pounds) | Bearing | Wheel Model Number | Bearing Bore | Bore Less Bearing | Hub Length | Bore | Length | Thread Guard TG1: Metal | Weight (Pounds) |
| 4" | 2" | 400 | Delrin | 5.00004.4B1 | 3/4" | 1 3/16" | 2 3/16" | 1/2" | 2 7/16" | TG1: 57852.12 | 1 |
| | | | PPBB | 5.00004.4B5 | 1/2" | 1 3/16" | 2 1/2" | — | — | TG1: 57852.12 | 1 |
| | | | Roller | 5.00004.4B9 | 3/4" | 1 3/16" | 2 3/16" | 1/2" | 2 7/16" | TG1: 57852.12 | 1 |
| | | | Less Bearing | 5.00004.4B6 | — | 1 3/16" | 2 3/16" | — | — | TG1: 57852.12 | 1 |
| 5" | 2" | 450 | Delrin | 5.00005.4B1 | 3/4" | 1 3/16" | 2 3/16" | 1/2" | 2 7/16" | TG1: 52007.94 | 1 1/4" |
| | | | PPBB | 5.00005.4B5 | 1/2" | 1 3/16" | 2 1/2" | — | — | TG1: 52007.94 | 1 1/4" |
| | | | Roller | 5.00005.4B9 | 3/4" | 1 3/16" | 2 3/16" | 1/2" | 2 7/16" | TG1: 52007.94 | 1 1/4" |
| | | | Less Bearing | 5.00005.4B6 | — | 1 3/16" | 2 3/16" | — | — | TG1: 52007.94 | 1 1/4" |
| 6" | 2" | 500 | Delrin | 5.00006.4B1 | 3/4" | 1 3/16" | 2 3/16" | 1/2" | 2 7/16" | TG1: 57852.45 | 1 3/8" |
| | | | PPBB | 5.00006.4B5 | 1/2" | 1 3/16" | 2 1/2" | — | — | TG1: 57852.45 | 1 3/8" |
| | | | Roller | 5.00006.4B9 | 3/4" | 1 3/16" | 2 3/16" | 1/2" | 2 7/16" | TG1: 57852.45 | 1 3/8" |
| | | | Less Bearing | 5.00006.4B6 | — | 1 3/16" | 2 3/16" | — | — | TG1: 57852.45 | 1 3/8" |
| Round Tread Models | | | | | | | | | | | |
| 6" | 2" | 400 | Delrin | 5.00006.5B1 | 3/4" | 1 3/16" | 2 3/16" | 1/2" | 2 7/16" | TG1: 57852.45 | 1 3/8" |
| | | | PPBB | 5.00006.5B5 | 1/2" | 1 3/16" | 2 1/2" | — | — | TG1: 57852.45 | 1 3/8" |
| | | | Roller | 5.00006.5B9 | 3/4" | 1 3/16" | 2 3/16" | 1/2" | 2 7/16" | TG1: 57852.45 | 1 3/8" |
| | | | Less Bearing | 5.00006.5B6 | — | 1 3/16" | 2 3/16" | — | — | TG1: 57852.45 | 1 3/8" |

Trans-forma® Wheels

Flat or Round Grey Tread
Capacity up to 600 lbs
5 Series

Wheel Options

- Pedestal Precision Ball Bearing (PPBB)
 also available in stainless steel
 (consult factory).



This quiet rolling, non-marking marvel rejects floor debris while providing a shock absorbing, cushion ride that helps protect your valuable cargo. It's the perfect lower cost replacement for more expensive TPE and TPR wheels. The Trans-forma wheel is manufactured using co-injection molding on our state of the art equipment that chemically bonds the TPE material to a sturdy polyolefin core. The multi-purpose design is well suited for a variety of applications including (but not limited to): laundry carts, medical equipment, electronic equipment, material handling carts and nursery carts.

Temperature range: -45 °F to +180 °F

Hardness: 65(±5) Durometer Shore A scale.

Colson Trans-forma® • 5 Series • Capacity up to 600 lbs each

| Flat Tread Models | | | | | Wheel | | | Spanner Bushing | | | |
|--------------------|-------------|------------------------|--------------|--------------------|--------------|-------------------|------------|-----------------|---------|-------------------------|-----------------|
| Wheel Dia. | Tread Width | Capacity Each (Pounds) | Bearing | Wheel Model Number | Bearing Bore | Bore Less Bearing | Hub Length | Bore | Length | Thread Guard TG1: Metal | Weight (Pounds) |
| 4" | 2" | 400 | Delrin | 5.00004.4E1 | 3/4" | 1 3/16" | 2 3/16" | 1/2" | 2 7/16" | TG1: 57852.12 | 1 |
| | | | PPBB | 5.00004.4E5 | 1/2" | 1 3/16" | 2 1/2" | — | — | TG1: 57852.12 | 1 |
| | | | Roller | 5.00004.4E9 | 3/4" | 1 3/16" | 2 3/16" | 1/2" | 2 7/16" | TG1: 57852.12 | 1 |
| | | | Less Bearing | 5.00004.4E6 | — | 1 3/16" | 2 3/16" | — | — | TG1: 57852.12 | 1 |
| 5" | 2" | 500 | Delrin | 5.00005.4E1 | 3/4" | 1 3/16" | 2 3/16" | 1/2" | 2 7/16" | TG1: 52007.94 | 1 1/4" |
| | | | PPBB | 5.00005.4E5 | 1/2" | 1 3/16" | 2 1/2" | — | — | TG1: 52007.94 | 1 1/4" |
| | | | Roller | 5.00005.4E9 | 3/4" | 1 3/16" | 2 3/16" | 1/2" | 2 7/16" | TG1: 52007.94 | 1 1/4" |
| | | | Less Bearing | 5.00005.4E6 | — | 1 3/16" | 2 3/16" | — | — | TG1: 52007.94 | 1 1/4" |
| 6" | 2" | 600 | Delrin | 5.00006.4E1 | 3/4" | 1 3/16" | 2 3/16" | 1/2" | 2 7/16" | TG1: 57852.45 | 1 3/8" |
| | | | PPBB | 5.00006.4E5 | 1/2" | 1 3/16" | 2 1/2" | — | — | TG1: 57852.45 | 1 3/8" |
| | | | Roller | 5.00006.4E9 | 3/4" | 1 3/16" | 2 3/16" | 1/2" | 2 7/16" | TG1: 57852.45 | 1 3/8" |
| | | | Less Bearing | 5.00006.4E6 | — | 1 3/16" | 2 3/16" | — | — | TG1: 57852.45 | 1 3/8" |
| Round Tread Models | | | | | | | | | | | |
| 6" | 2" | 450 | Delrin | 5.00006.5E1 | 3/4" | 1 3/16" | 2 3/16" | 1/2" | 2 7/16" | TG1: 57852.45 | 1 3/8" |
| | | | PPBB | 5.00006.5E5 | 1/2" | 1 3/16" | 2 1/2" | — | — | TG1: 57852.45 | 1 3/8" |
| | | | Roller | 5.00006.5E9 | 3/4" | 1 3/16" | 2 3/16" | 1/2" | 2 7/16" | TG1: 57852.45 | 1 3/8" |
| | | | Less Bearing | 5.00006.5E6 | — | 1 3/16" | 2 3/16" | — | — | TG1: 57852.45 | 1 3/8" |

Trans-forma® HD Wheels

Flat or Round Grey Tread
Capacity up to 900 lbs
5 Series

Wheel Options

- Pedestal Precision Ball Bearing (PPBB) also available in stainless steel (consult factory).



If you are looking for a lower-cost replacement for polyurethane... look no further. This engineering miracle is non-marking and offers good ergonomic performance. Plus, it does not break down in water/steam, and it does not squeak like polyurethane wheels. Since it is made in the USA, like our other Trans-forma wheels, the lead times are much better than competitive wheels. The multi-purpose design is well suited for a variety of applications including (but not limited to): food processing, poultry processing, dairy carts, laundry carts, and in plant mobility equipment.

Temperature range: -45°F to +180°F

Hardness: 40(±5) Durometer Shore D scale.

Colson Trans-forma® HD Wheels • 5 Series • Capacity up to 900 lbs each

| Flat Tread Models | | | Bearing | Wheel Model Number | Wheel | | | Spanner Bushing | | Thread Guard TG1: Metal | Weight (Pounds) |
|--------------------|-------------|------------------------|--------------|--------------------|--------------|-------------------|------------|-----------------|---------|-------------------------|-----------------|
| Wheel Dia. | Tread Width | Capacity Each (Pounds) | | | Bearing Bore | Bore Less Bearing | Hub Length | Bore | Length | | |
| 4" | 2" | 600 | Delrin | 5.00004.4F1 | 3/4" | 1 3/16" | 2 3/16" | 1/2" | 2 7/16" | TG1: 57852.12 | 1 |
| | | | PPBB | 5.00004.4F5 | 1/2" | 1 3/16" | 2 1/2" | — | — | TG1: 57852.12 | 1 |
| | | | Roller | 5.00004.4F9 | 3/4" | 1 3/16" | 2 3/16" | 1/2" | 2 7/16" | TG1: 57852.12 | 1 |
| | | | Less Bearing | 5.00004.4F6 | — | 1 3/16" | 2 3/16" | — | — | TG1: 57852.12 | 1 |
| 5" | 2" | 750 | Delrin | 5.00005.4F1 | 3/4" | 1 3/16" | 2 3/16" | 1/2" | 2 7/16" | TG1: 52007.94 | 1 1/4" |
| | | | PPBB | 5.00005.4F5 | 1/2" | 1 3/16" | 2 1/2" | — | — | TG1: 52007.94 | 1 1/4" |
| | | | Roller | 5.00005.4F9 | 3/4" | 1 3/16" | 2 3/16" | 1/2" | 2 7/16" | TG1: 52007.94 | 1 1/4" |
| | | | Less Bearing | 5.00005.4F6 | — | 1 3/16" | 2 3/16" | — | — | TG1: 52007.94 | 1 1/4" |
| 6" | 2" | 900 | Delrin | 5.00006.4F1 | 3/4" | 1 3/16" | 2 3/16" | 1/2" | 2 7/16" | TG1: 57852.45 | 1 3/8" |
| | | | PPBB | 5.00006.4F5 | 1/2" | 1 3/16" | 2 1/2" | — | — | TG1: 57852.45 | 1 3/8" |
| | | | Roller | 5.00006.4F9 | 3/4" | 1 3/16" | 2 3/16" | 1/2" | 2 7/16" | TG1: 57852.45 | 1 3/8" |
| | | | Less Bearing | 5.00006.4F6 | — | 1 3/16" | 2 3/16" | — | — | TG1: 57852.45 | 1 3/8" |
| Round Tread Models | | | | | | | | | | | |
| 6" | 2" | 650 | Delrin | 5.00006.5F1 | 3/4" | 1 3/16" | 2 3/16" | 1/2" | 2 7/16" | TG1: 57852.45 | 1 3/8" |
| | | | PPBB | 5.00006.5F5 | 1/2" | 1 3/16" | 2 1/2" | — | — | TG1: 57852.45 | 1 3/8" |
| | | | Roller | 5.00006.5F9 | 3/4" | 1 3/16" | 2 3/16" | 1/2" | 2 7/16" | TG1: 57852.45 | 1 3/8" |
| | | | Less Bearing | 5.00006.5F6 | — | 1 3/16" | 2 3/16" | — | — | TG1: 57852.45 | 1 3/8" |

Cushion & Hard Rubber Wheels

Capacity up to 100 lbs each
1 Series



Conventional-style rubber wheels. Provides good floor protection and quiet operation.

Temperature range: -20°F to +160°F.

Hardness: Soft Tread 70 (±5) Durometer Shore A Scale, Hard Tread 75 (±5) Durometer Shore D Scale

Colson Cushion & Hard Rubber Wheels • 1 Series • Capacity up to 100 lbs each

| Wheel Dia. | Tread Width | Capacity Each (Pounds) | Bearing | Wheel Model Number | Wheel | | | Spanner Bushing | | Thread Guard TG1: Metal TG2: Plastic | Weight (Pounds) |
|------------|-------------|------------------------|---------|-----------------------|--------------|-------------------|------------|-----------------|--------|--------------------------------------|-----------------|
| | | | | | Bearing Bore | Bore Less Bearing | Hub Length | Bore | Length | | |
| 2" | 7/8" | 75 | Ball | Soft Tread 1.00002.45 | 5/16" | — | 13/32" | — | — | — | 1/8 |
| | | 100 | Ball | Hard Tread 1.00002.55 | 5/16" | — | 13/32" | — | — | — | 3/16 |

Rubber HI-TECH Wheels

Capacity up to 150 lbs each
2 Series



Thermoplastic cushion rubber tread bonded to rugged polyolefin core.

Temperature range: -45°F to +120°F.

Hardness: 65(±5) Durometer Shore A scale.

Colson Rubber HI-TECH Wheels • 2 Series • Capacity up to 150 lbs each

| Wheel Dia. | Tread Width | Capacity Each (Pounds) | Bearing | Wheel Model Number | Wheel | | | Spanner Bushing | | Thread Guard TG1: Metal TG2: Plastic | Weight (Pounds) |
|------------|-------------|------------------------|---------|--------------------|--------------|-------------------|------------|-----------------|--------|--------------------------------------|-----------------|
| | | | | | Bearing Bore | Bore Less Bearing | Hub Length | Bore | Length | | |
| 3" | 1 1/4" | 150 | Plain | 2.00003.42 | — | 1/2" | 17/16" | 3/8" | 1 1/2" | — | 3/8 |

Moldon Rubber Cast Iron Wheels

Capacity up to 1140 lbs each
5-7 Series



Moldon rubber is bonded to a cast iron core. These wheels are quiet in operation and absorb shock and vibration. They help prolong equipment life and protect cargo.

Temperature Range: -45°F to +160°F.

Hardness: 70(±5) Durometer Shore A scale.

Zerk Fitting: Zerk grease fitting in hub is standard on 7 Series.

Finish: Black painted cast iron wheel core.

Colson Moldon Rubber Cast Iron Wheels • 5-7 Series • Capacity up to 1140 lbs each

| Wheel Dia. | Tread Width | Capacity Each (Pounds) | Bearing | Wheel Model Number | Wheel | | | Spanner Bushing | | Thread Guard TG1: Metal TG2: Plastic | Weight (Pounds) |
|------------|-------------|------------------------|---------|--------------------|--------------|-------------------|------------|-----------------|---------|--|-----------------|
| | | | | | Bearing Bore | Bore Less Bearing | Hub Length | Bore | Length | | |
| 4" | 2" | 400 | Delrin | 5.00004.641.7 | 3/4" | 1 3/16" | 2 3/16" | 1/2" | 2 7/16" | — | 4 3/8 |
| | | | Roller | 5.00004.649.7 | 3/4" | 1 3/16" | 2 3/16" | 1/2" | 2 7/16" | — | 4 3/8 |
| 5" | 2" | 400 | Delrin | 5.00005.641.7 | 3/4" | 1 3/16" | 2 3/16" | 1/2" | 2 7/16" | — | 5 |
| | | | Roller | 5.00005.649.7 | 3/4" | 1 3/16" | 2 3/16" | 1/2" | 2 7/16" | — | 5 |
| 6" | 2" | 450 | Delrin | 5.00006.641.7 | 3/4" | 1 3/16" | 2 3/16" | 1/2" | 2 7/16" | — | 5 5/8 |
| | | | Roller | 5.00006.649.7 | 3/4" | 1 3/16" | 2 3/16" | 1/2" | 2 7/16" | — | 5 5/8 |
| | 2 1/2" | 540 | Roller | 6.00006.669.7 | 3/4" | 1 3/16" | 2 3/4" | 1/2" | 3" | — | 10 |
| | | | Delrin | 7.00006.671.7 | 1" | 1 15/16" | 3 1/4" | 3/4" | 3 1/2" | — | 10 1/2 |
| | 3" | 680 | Delrin | 7.00006.671.7 | 1" | 1 15/16" | 3 1/4" | 3/4" | 3 1/2" | — | 10 1/2 |
| | | | Roller | 7.00006.679.7 | 1" | 1 15/16" | 3 1/4" | 3/4" | 3 1/2" | — | 10 1/2 |
| 8" | 2" | 500 | Delrin | 5.00008.641.7 | 3/4" | 1 3/16" | 2 3/16" | 1/2" | 2 7/16" | — | 9 1/4 |
| | | | Roller | 5.00008.649.7 | 3/4" | 1 3/16" | 2 3/16" | 1/2" | 2 7/16" | — | 9 1/4 |
| | 2 1/2" | 670 | Roller | 6.00008.669.7 | 3/4" | 1 3/16" | 2 3/4" | 1/2" | 3" | — | 11 |
| | | | Delrin | 7.00008.671.7 | 1" | 1 15/16" | 3 1/4" | 3/4" | 3 1/2" | — | 11 1/2 |
| | 3" | 840 | Delrin | 7.00008.671.7 | 1" | 1 15/16" | 3 1/4" | 3/4" | 3 1/2" | — | 11 1/2 |
| | | | Roller | 7.00008.679.7 | 1" | 1 15/16" | 3 1/4" | 3/4" | 3 1/2" | — | 11 1/2 |
| 10" | 2 1/2" | 790 | Roller | 6.00010.669.7 | 3/4" | 1 3/16" | 2 3/4" | 1/2" | 3" | — | 12 3/4 |
| | | | Delrin | 7.00010.671.7 | 1" | 1 15/16" | 3 1/4" | 3/4" | 3 1/2" | — | 13 |
| | 3" | 1000 | Roller | 7.00010.679.7 | 1" | 1 15/16" | 3 1/4" | 3/4" | 3 1/2" | — | 13 |
| 12" | 3" | 1140 | Delrin | 7.00012.671.7 | 1" | 1 15/16" | 3 1/4" | 3/4" | 3 1/2" | — | 16 |
| | | | Roller | 7.00012.679.7 | 1" | 1 15/16" | 3 1/4" | 3/4" | 3 1/2" | — | 16 |

Wheel Options

- Delrin Bearing Less Bushing: Specify **"WB01B"**.
- 1-Piece Delrin Bearing with Bushing (2" tread width): Specify **"WB11"**.
- 1-Piece Delrin Bearing less Bushing (2" tread width): Specify **"WB11B"**.
- Metal cage roller bearing: Specify **"WB29"**.
- Torrington style with Hytrel retainer (2" tread width): Specify **"WB19"**.
- Roller Bearing less Bushing: Specify **"WB09B"**.
- Roller bearing metal thrust & retainer washers: Specify **"WSR1"**.
- Roller bearing sintered iron step washers: Specify **"WSR2"**.
- Roller bearing sealed metal retainer washer: Specify **"WSR3"**.
- Pedestal Precision Ball Bearing (PPBB): Available on 2" tread width wheels. To order change ninth digit in model number to **"5"** (Example: 5.00006.645.7). Also available in stainless steel, consult factory.

Moldon Nylon Aluminum Core Wheels

Capacity up to 1500 lbs each
5 Series



Brown nylon tread is molded in, around and through slots in an aluminum wheel core. This mechanical tread lock system helps prevent tread bond failures under harsh operating conditions found in meat packing and food processing industries. A nylon wheel is recommended for applications requiring a high resistance to water, oils, gasoline, grease and certain salt solutions. Nylon is also resistant to paints and lacquers, cosmetic preparations, detergents, aerosol preparations and animal and vegetable fats. Note: Nylon tread wheels bonded to a thermoplastic wheel core are available, consult factory



Wheel Core Cut-a-Way

Temperature range: -45°F to +180°F (If metal retainer washer used, temperature range is -45° to +250° F).

Hardness: 70(±5) Durometer Shore D scale.

Colson Moldon Nylon Aluminum Core Wheels • 5 Series • Capacity up to 1500 lbs each

| Wheel Dia. | Tread Width | Capacity Each (Pounds) | Bearing | Wheel Model Number | Wheel | | | Spanner Bushing | | Thread Guard TG1: Metal | Weight (Pounds) |
|------------|-------------|------------------------|---------|--------------------|--------------|-------------------|------------|-----------------|---------|-------------------------|-----------------|
| | | | | | Bearing Bore | Bore Less Bearing | Hub Length | Bore | Length | | |
| 5" | 2" | 1000 | Delrin | 5.00005.931.3 | 3/4" | 1 3/16" | 2 3/16" | 1/2" | 2 7/16" | TG1: 57852.11 | 2 |
| | | | Roller | 5.00005.939.3 | 3/4" | 1 3/16" | 2 3/16" | 1/2" | 2 7/16" | TG1: 57852.11 | 2 |
| 6" | 2" | 1200 | Delrin | 5.00006.931.3 | 3/4" | 1 3/16" | 2 3/16" | 1/2" | 2 7/16" | TG1: 52001.86 | 2 2/3 |
| | | | Roller | 5.00006.939.3 | 3/4" | 1 3/16" | 2 3/16" | 1/2" | 2 7/16" | TG1: 52001.86 | 2 2/3 |
| 8" | 2" | 1500 | Delrin | 5.00008.931.3 | 3/4" | 1 3/16" | 2 3/16" | 1/2" | 2 7/16" | TG1: 57852.04 | 3 2/3 |
| | | | Roller | 5.00008.939.3 | 3/4" | 1 3/16" | 2 3/16" | 1/2" | 2 7/16" | TG1: 57852.04 | 3 2/3 |

Wheel Options

- Delrin Bearing Less Bushing: Specify **"WB01B"**.
- 1-Piece Delrin Bearing with Bushing (2" tread width): Specify **"WB11"**.
- 1-Piece Delrin Bearing less Bushing (2" tread width): Specify **"WB11B"**.
- Metal cage roller bearing: Specify **"WB29"**.
- Torrington style with Hytrel retainer (2" tread width): Specify **"WB19"**.
- Roller Bearing less Bushing: Specify **"WB09B"**.
- Roller bearing metal thrust & retainer washers: Specify **"WSR1"**.
- Roller bearing sintered iron step washers: Specify **"WSR2"**.
- Roller bearing sealed metal retainer washer: Specify **"WSR3"**.
- Pedestal Precision Ball Bearing (PPBB): To order change ninth digit in model number to **"5"** (Example: 5.00006.93**5**.3). Also available in stainless steel, consult factory.

Triumph™ Wheels

Crown and Round Tread
Capacity up to 1200 lbs each
5 Series

Triumph wheels are a new generation of ergonomically friendly wheels available only from Colson. The wheels include precision ball bearings for maximum rolling ease. Triumph polyurethane tread is chemically and mechanically bonded to aluminum core. Wheels come in various colors and durometers. You can choose crown or round tread designs. These wheels are specially designed for tow-line application. Wheels do not skid or mark the floor.

Temperature Range: -40°F to +180°F.

Crown Tread



| Wheel Dia. | Tread Width | Capacity Each (Pounds) | Bearing | Wheel Model Number | Top Hat Spanner Bushing | | Weight (Pounds) |
|---|-------------|------------------------|------------|--------------------|-------------------------|---------|-----------------|
| | | | | | Bore | Length | |
| Red Polyurethane • Durometer 75 Shore A | | | | | | | |
| 8" | 2" | 1200 | Prec. Ball | 5.00008.93TS | 1/2" | 2 7/16" | 4 3/8 |
| Brown Polyurethane • Durometer 90 Shore A | | | | | | | |
| 8" | 2" | 1200 | Prec. Ball | 5.00008.93TF | 1/2" | 2 7/16" | 4 3/8 |

Round Tread



| Wheel Dia. | Tread Width | Capacity Each (Pounds) | Bearing | Wheel Model Number | Top Hat Spanner Bushing | | Weight (Pounds) |
|--|-------------|------------------------|------------|--------------------|-------------------------|---------|-----------------|
| | | | | | Bore | Length | |
| Red Polyurethane • Durometer 80 Shore A | | | | | | | |
| 6" | 2" | 900 | Prec. Ball | 5.00006.96TS | 1/2" | 2 7/16" | 3 |
| 8" | 2" | 1200 | Prec. Ball | 5.00006.96TS | 1/2" | 2 7/16" | 4 3/8 |
| Blue Polyurethane • Durometer 95 Shore A | | | | | | | |
| 6" | 2" | 900 | Prec. Ball | 5.00008.96TF | 1/2" | 2 7/16" | 3 |
| 8" | 2" | 1200 | Prec. Ball | 5.00008.96TF | 1/2" | 2 7/16" | 4 3/8 |

Moldon Polyurethane HI-TECH Wheels

Capacity up to 300 lbs each
1-2 Series



Polyurethane tread is bonded to a polyolefin core. Tread is molded in, around and through a ribbed extension of the core to prevent debonding. Standard colors are maroon tread on grey core. A very attractive, all purpose wheel. Resistant to most chemicals, solvents, water and acids.

Temperature range: -45°F to +180°F.

Hardness: 55(±5) Durometer Shore D scale.



Wheel Core

Colson Moldon Polyurethane HI-TECH Wheels • 1-2 Series • Capacity up to 300 lbs each

| Wheel Dia. | Tread Width | Capacity Each (Pounds) | Bearing | Wheel Model Number | Wheel | | | Spanner Bushing | | Thread Guard TG1: Metal | Weight (Pounds) |
|------------|-------------|------------------------|---------|--------------------|--------------|-------------------|------------|-----------------|--------|-------------------------|-----------------|
| | | | | | Bearing Bore | Bore Less Bearing | Hub Length | Bore | Length | | |
| 2 1/2" | 1 1/4" | 250 | Delrin | 2.00002.91 | 1/2" | 29/32" | 17/16" | 3/8" | 1 1/2" | TG1: 57852 | 1/4 |
| | | | Ball | 2.00002.95 | 3/8" | — | 1 1/2" | — | — | | 1/4 |
| 3" | 7/8" | 100 | Delrin | 1.00003.91 | 7/16" | 5/8" | 1 1/32" | 5/16" | 17/64" | TG1: 57852.03 | 1/3 |
| | 1 1/4" | 200 | Plain | 2.00003.92 | — | 1 1/2" | 17/16" | 3/8" | 1 1/2" | — | 3/8 |
| 3 1/2" | 1 1/4" | 250 | Delrin | 2.00003.91 | 1/2" | 29/32" | 17/16" | 3/8" | 1 1/2" | TG1: 57854.01 | 3/8 |
| | | | Ball | 2.00003.95 | 3/8" | — | 1 1/2" | — | — | | 3/8 |
| 4" | 7/8" | 125 | Delrin | 1.00004.91 | 7/16" | 5/8" | 1 1/32" | 5/16" | 17/64" | — | 1/2 |
| | 1 1/4" | 275 | Delrin | 2.00004.91 | 1/2" | 29/32" | 17/16" | 3/8" | 1 1/2" | TG1: 57854.01 | 1/2 |
| | | | Ball | 2.00004.95 | 3/8" | — | 1 1/2" | — | — | | 1/2 |
| 5" | 7/8" | 140 | Delrin | 1.00005.91 | 7/16" | 5/8" | 1 1/32" | 5/16" | 17/64" | — | 1/2 |
| | 1 1/4" | 300 | Delrin | 2.00005.91 | 1/2" | 29/32" | 17/16" | 3/8" | 1 1/2" | TG1: 57866.03 | 3/4 |
| | | | Ball | 2.00005.95 | 3/8" | — | 1 1/2" | — | — | TG2: 57852.43 | 3/4 |

Wheel Options

- Delrin Bearing Less Bushing: Specify **"WB01B"**.
- Thread Guards: Specify **"TG1"** (metal), **"TG2"** (plastic).
- Custom colors to match your equipment (consult factory).

Moldon Polyurethane HI-TECH Wheels

Capacity up to 1700 lbs each
3-7 Series



Industrial strength polyurethane tread is bonded to a "ribbed" polyolefin core. This design adds strength for loads subjected to shock and hard impacts. Tread is molded in, around and through a ribbed extension of the core to prevent debonding. Standard colors are maroon tread on grey core. **Not recommended for conditions of continuous operation such as tow-line, etc.**

Temperature Range: -45°F to +180°F.

Hardness: 55(±5) Durometer Shore D scale.



Wheel Core

Colson Moldon Polyurethane HI-TECH Wheels • 3-7 Series • Capacity up to 1700 lbs each

| Wheel Dia. | Tread Width | Capacity Each (Pounds) | Bearing | Wheel Model Number | Wheel | | | Spanner Bushing | | Thread Guard TG1: Metal | Weight (Pounds) |
|------------|-------------|------------------------|---------|--------------------|--------------|-------------------|------------|-----------------|--------|-------------------------|-----------------|
| | | | | | Bearing Bore | Bore Less Bearing | Hub Length | Bore | Length | | |
| 3" | 1 1/2" | 300 | Delrin | 3.00003.901 | 3/4" | 13/16" | 15/8" | 3/8" | 17/8" | — | 3/4 |
| | | | Roller | 3.00003.909 | 3/4" | 13/16" | 15/8" | 3/8" | 17/8" | — | 1 |
| | | | Delrin | 4.00003.911 | 3/4" | 13/16" | 15/8" | 1/2" | 27/16" | — | 3/4 |
| | | | Roller | 4.00003.919 | 3/4" | 13/16" | 15/8" | 1/2" | 27/16" | — | 1 |
| 4" | 1 1/2" | 400 | Delrin | 3.00004.901 | 3/4" | 13/16" | 15/8" | 3/8" | 17/8" | — | 1 |
| | | | Roller | 3.00004.909 | 3/4" | 13/16" | 15/8" | 3/8" | 17/8" | — | 1 1/4 |
| | | | Delrin | 4.00004.911 | 3/4" | 13/16" | 15/8" | 1/2" | 27/16" | TG1: 57852.23 | 1 |
| | | | Roller | 4.00004.919 | 3/4" | 13/16" | 15/8" | 1/2" | 27/16" | | 1 1/4 |
| | 2" | 600 | Delrin | 5.00004.921 | 3/4" | 13/16" | 23/16" | 1/2" | 27/16" | TG1: 57852.23 | 1 1/4 |
| | | | Roller | 5.00004.929 | 3/4" | 13/16" | 23/16" | 1/2" | 27/16" | | 1 1/2 |
| 5" | 1 1/2" | 500 | Delrin | 3.00005.901 | 3/4" | 13/16" | 15/8" | 3/8" | 17/8" | TG1: 57852.10 | 1 1/4 |
| | | | Roller | 3.00005.909 | 3/4" | 13/16" | 15/8" | 3/8" | 17/8" | | 1 1/2 |
| | | | Delrin | 4.00005.911 | 3/4" | 13/16" | 15/8" | 1/2" | 27/16" | TG1: 57852.11 | 1 1/4 |
| | | | Roller | 4.00005.919 | 3/4" | 13/16" | 15/8" | 1/2" | 27/16" | | 1 1/2 |
| | 2" | 750 | Delrin | 5.00005.921 | 3/4" | 13/16" | 23/16" | 1/2" | 27/16" | TG1: 57852.11 | 1 1/4 |
| | | | Roller | 5.00005.929 | 3/4" | 13/16" | 23/16" | 1/2" | 27/16" | | 1 1/2 |
| 6" | 1 1/2" | 600 | Delrin | 3.00006.901 | 3/4" | 13/16" | 15/8" | 3/8" | 17/8" | TG1: 57852.08 | 1 1/2 |
| | | | Roller | 3.00006.909 | 3/4" | 13/16" | 15/8" | 3/8" | 17/8" | | 13/4 |
| | | | Delrin | 4.00006.911 | 3/4" | 13/16" | 15/8" | 1/2" | 27/16" | TG1: 52001.86 | 1 1/2 |
| | | | Roller | 4.00006.919 | 3/4" | 13/16" | 15/8" | 1/2" | 27/16" | | 13/4 |
| | 2" | 900 | Delrin | 5.00006.921 | 3/4" | 13/16" | 23/16" | 1/2" | 27/16" | TG1: 52001.86 | 15/8 |
| | | | Roller | 5.00006.929 | 3/4" | 13/16" | 23/16" | 1/2" | 27/16" | | 17/8 |
| 8" | 1 1/2" | 800 | Delrin | 4.00008.911 | 3/4" | 13/16" | 15/8" | 1/2" | 27/16" | TG1: 57852.05 | 2 1/4 |
| | | | Roller | 4.00008.919 | 3/4" | 13/16" | 15/8" | 1/2" | 27/16" | | 2 1/2 |
| | 2" | 1000 | Delrin | 5.00008.921 | 3/4" | 13/16" | 23/16" | 1/2" | 27/16" | TG1: 57852.04 | 2 1/2 |
| | | | Roller | 5.00008.929 | 3/4" | 13/16" | 23/16" | 1/2" | 27/16" | | 23/4 |
| 10" | 2 1/2" | 1200 | Delrin | 7.00010.951 | 1" | 1 15/16" | 3 1/4" | 3/4" | 3 1/2" | — | 6 |
| | | | Roller | 7.00010.959 | 1" | 1 15/16" | 3 1/4" | 3/4" | 3 1/2" | — | 6 1/4 |
| 12" | 3" | 1700 | Delrin | 7.00012.981 | 1" | 1 15/16" | 3 1/4" | 3/4" | 3 1/2" | — | 7 |
| | | | Roller | 7.00012.989 | 1" | 1 15/16" | 3 1/4" | 3/4" | 3 1/2" | — | 7 1/2 |

Wheel Options

- Delrin Bearing Less Bushing: Specify **"WB01B"**.
- 1-Piece Delrin Bearing with Bushing (2" tread width): Specify **"WB11"**.
- 1-Piece Delrin Bearing less Bushing (2" tread width): Specify **"WB11B"**.
- Metal cage roller bearing: Specify **"WB29"**.
- Torrington style with Hytrel retainer (2" tread width): Specify **"WB19"**.
- Roller Bearing less Bushing: Specify **"WB09B"**.
- Roller bearing metal thrust & retainer washers: Specify **"WSR1"**.
- Roller bearing sintered iron step washers: Specify **"WSR2"**.
- Roller bearing sealed metal retainer washer: Specify **"WSR3"**.
- Thread Guards: Specify **"TG1"** (metal).
- Custom colors to match your equipment (consult factory).
- Pedestal Precision Ball Bearing (PPBB): Available on 1 1/2" and 2" tread width models. To order change ninth digit in model number to **"5"** (Example: 5.00006.925). Also available in stainless steel, consult factory.

Moldon Polyurethane Aluminum Core Wheels

Capacity up to 1500 lbs each
5 Series



A light-weight, ultra-durable wheel, it has a very high strength-to-weight ratio and is capable of long service under heavy loads. Maroon color polyurethane is permanently bonded to aluminum core.

Temperature range: -45°F to +180°F.

Hardness: 95(±5) Durometer Shore A scale.

Finish: Aluminum.

Zerk Fitting: Zerk grease fitting in hub is standard on 7 and 8 Series wheels.

Colson Moldon Polyurethane Aluminum Core Wheels • 5 Series • Capacity up to 1500 lbs each

| Wheel Dia. | Tread Width | Capacity Each (Pounds) | Bearing | Wheel Model Number | Wheel | | | Spanner Bushing | | Thread Guard TG1: Metal | Weight (Pounds) |
|------------|-------------|------------------------|---------|--------------------|--------------|-------------------|------------|-----------------|--------|-------------------------|-----------------|
| | | | | | Bearing Bore | Bore Less Bearing | Hub Length | Bore | Length | | |
| 4" | 2" | 700 | Delrin | 5.00004.931 | 3/4" | 13/16" | 23/16" | 1/2" | 27/16" | — | 23/8 |
| | | | Roller | 5.00004.939 | 3/4" | 13/16" | 23/16" | 1/2" | 27/16" | — | 23/8 |
| 5" | 2" | 1000 | Delrin | 5.00005.931 | 3/4" | 13/16" | 23/16" | 1/2" | 27/16" | TG1: 57866.01 | 23/8 |
| | | | Roller | 5.00005.939 | 3/4" | 13/16" | 23/16" | 1/2" | 27/16" | | 23/8 |
| 6" | 2" | 1200 | Delrin | 5.00006.931 | 3/4" | 13/16" | 23/16" | 1/2" | 27/16" | TG1: 52001.86 | 25/8 |
| | | | Roller | 5.00006.939 | 3/4" | 13/16" | 23/16" | 1/2" | 27/16" | | 25/8 |
| 8" | 2" | 1500 | Delrin | 5.00008.931 | 3/4" | 13/16" | 23/16" | 1/2" | 27/16" | TG1: 57852.20 | 4 1/4 |
| | | | Roller | 5.00008.939 | 3/4" | 13/16" | 23/16" | 1/2" | 27/16" | | 4 1/4 |

Wheel Options

- Delrin Bearing Less Bushing: Specify **"WB01B"**.
- 1-Piece Delrin Bearing with Bushing (2" tread width): Specify **"WB11"**.
- 1-Piece Delrin Bearing less Bushing (2" tread width): Specify **"WB11B"**.
- Metal cage roller bearing: Specify **"WB29"**.
- Torrington style with Hytrel retainer (2" tread width): Specify **"WB19"**.
- Roller Bearing less Bushing: Specify **"WB09B"**.
- Roller bearing metal thrust & retainer washers: Specify **"WSR1"**.
- Roller bearing sintered iron step washers: Specify **"WSR2"**.
- Roller bearing sealed metal retainer washer (except 8 Series): Specify **"WSR3"**.
- Thread Guards: Specify **"TG1"** (metal).
- Pedestal Precision Ball Bearing (PPBB): To order change ninth digit in model number to **"5"** (Example: 5.00006.935). Also available in stainless steel, consult factory.

Moldon Polyurethane Cast Iron Core Wheels

Capacity up to 3500 lbs each
5-7 Series



A strong, ultra-durable wheel, it has a very high strength-to-weight ratio and is capable of long service under heavy loads. Maroon color polyurethane is bonded to cast iron core.

Temperature Range: -45°F to +180°F.

Hardness: 95(±5) Durometer Shore A scale.

Finish: Silver paint (wheel core).

Colson Moldon Polyurethane Cast Iron Core Wheels • 5-7 Series • Capacity up to 3500 lbs each

| Wheel Dia. | Tread Width | Capacity Each (Pounds) | Bearing | Wheel Model Number | Wheel | | | Spanner Bushing | | Thread Guard TG1: Metal TG2: Plastic | Weight (Pounds) |
|------------|-------------|------------------------|---------|--------------------|--------------|-------------------|------------|-----------------|--------|--|-------------------------------|
| | | | | | Bearing Bore | Bore Less Bearing | Hub Length | Bore | Length | | |
| 4" | 2" | 700 | Delrin | 5.00004.941.7 | 3/4" | 13/16" | 23/16" | 1/2" | 27/16" | — | 4 ³ / ₄ |
| | | | Roller | 5.00004.949.7 | 3/4" | 13/16" | 23/16" | 1/2" | 27/16" | — | 4 ³ / ₄ |
| 5" | 2" | 1000 | Delrin | 5.00005.941.7 | 3/4" | 13/16" | 23/16" | 1/2" | 27/16" | — | 5 |
| | | | Roller | 5.00005.949.7 | 3/4" | 13/16" | 23/16" | 1/2" | 27/16" | — | 5 |
| 6" | 2" | 1200 | Delrin | 5.00006.941.7 | 3/4" | 13/16" | 23/16" | 1/2" | 27/16" | — | 5 ⁵ / ₈ |
| | | | Roller | 5.00006.949.7 | 3/4" | 13/16" | 23/16" | 1/2" | 27/16" | — | 5 ⁵ / ₈ |
| | 2 1/2" | 1620 | Roller | 6.00006.969.7 | 3/4" | 13/16" | 23/4" | 1/2" | 3" | — | 10 |
| | | | Delrin | 7.00006.971.7 | 1" | 115/16" | 3 1/4" | 3/4" | 3 1/2" | — | 10 1/2 |
| | | 2040 | Delrin | 7.00006.971.7 | 1" | 115/16" | 3 1/4" | 3/4" | 3 1/2" | — | 10 1/2 |
| | | | Roller | 7.00006.979.7 | 1" | 115/16" | 3 1/4" | 3/4" | 3 1/2" | — | 10 1/2 |
| 8" | 2" | 1500 | Delrin | 5.00008.941.7 | 3/4" | 13/16" | 23/16" | 1/2" | 27/16" | — | 9 1/4 |
| | | | Roller | 5.00008.949.7 | 3/4" | 13/16" | 23/16" | 1/2" | 27/16" | — | 9 1/4 |
| | 2 1/2" | 1700 | Roller | 6.00008.969.7 | 3/4" | 13/16" | 23/4" | 1/2" | 3" | — | 11 |
| | | | Delrin | 7.00008.971.7 | 1" | 115/16" | 3 1/4" | 3/4" | 3 1/2" | — | 11 1/2 |
| | | 2500 | Delrin | 7.00008.971.7 | 1" | 115/16" | 3 1/4" | 3/4" | 3 1/2" | — | 11 1/2 |
| | | | Roller | 7.00008.979.7 | 1" | 115/16" | 3 1/4" | 3/4" | 3 1/2" | — | 11 1/2 |
| 10" | 3" | 3000 | Delrin | 7.00010.971.7 | 1" | 115/16" | 3 1/4" | 3/4" | 3 1/2" | — | 13 |
| | | | Roller | 7.00010.979.7 | 1" | 115/16" | 3 1/4" | 3/4" | 3 1/2" | — | 13 |
| 12" | 3" | 3500 | Delrin | 7.00012.971.7 | 1" | 115/16" | 3 1/4" | 3/4" | 3 1/2" | — | 16 |
| | | | Roller | 7.00012.979.7 | 1" | 115/16" | 3 1/4" | 3/4" | 3 1/2" | — | 16 |

Wheel Options

- Delrin Bearing Less Bushing: Specify **"WB01B"**.
- 1-Piece Delrin Bearing with Bushing (2" tread width): Specify **"WB11"**.
- 1-Piece Delrin Bearing less Bushing (2" tread width): Specify **"WB11B"**.
- Metal cage roller bearing: Specify **"WB29"**.
- Torrington style with Hytrel retainer (2" tread width): Specify **"WB19"**.
- Roller Bearing less Bushing: Specify **"WB09B"**.
- Roller bearing metal thrust & retainer washers: Specify **"WSR1"**.
- Roller bearing sintered iron step washers: Specify **"WSR2"**.
- Roller bearing sealed metal retainer washer: Specify **"WSR3"**.
- Pedestal Precision Ball Bearing (PPBB): Available on 2" tread width wheels. To order change ninth digit in model number to **"5"** (Example: 5.00006.945.7). Also available in stainless steel, consult factory.

Endura Solid Elastomer Wheels

Capacity up to 1200 lbs each
5 Series



When you need a wheel to roll easily under heavy loads, Colson offers the perfect solution. Endura wheels out-perform most conventional caster wheels on the market. The secret is Colson's solid "monoform" wheel construction. With this unique design, wheel tread and core are molded as a single unit. This eliminates wheel tread separation and bond failure.

Colson's exclusive solid elastomer compound delivers greater durability than conventional metal, rubber, plastic, polyurethane and phenolic wheels.

Colson's severe and comprehensive test procedures prove Endura wheels outlast competitive solid elastomer wheels by more than 50%! In fact, these new caster wheels handle maximum loads with minimum tread wear— even after extensive use.

Colson test results show that Endura wheels start rolling, keep rolling and swivel easier than our competitors.

Even in continuous operation, these wheels produce extremely low heat build-up making them perfect for tow-line applications (precision ball bearings required).

Not only are Endura wheels strong and easy rolling, but they resist most chemicals, oils, greases, petroleum products and solvents. In addition, Endura non-marking wheels offer excellent resistance to chipping, cracking and flat-spotting. Superior impact strength and abrasion resistance further enhance durability.

Temperature range: -45F° to +230°F.

Hardness: 63(±5) Shore D Scale.

Colson Endura Solid Elastomer Wheels • 5 Series • Capacity up to 1200 lbs each

| Wheel Dia. | Tread Width | Capacity Each (Pounds) | Bearing | Wheel Model Number | Wheel | | | Spanner Bushing | | Thread Guard TG1: Metal | Weight (Pounds) |
|------------|-------------|------------------------|-------------|--------------------|--------------|-------------------|------------|-----------------|--------|-------------------------|-----------------|
| | | | | | Bearing Bore | Bore Less Bearing | Hub Length | Bore | Length | | |
| 4" | 2" | 1000 | Delrin | 5.00004.831.EN | 3/4" | 13/16" | 23/16" | 1/2" | 27/16" | TG1: 57852.11 | 13/8 |
| | | | Roller | 5.00004.839.EN | 3/4" | 13/16" | 23/16" | 1/2" | 27/16" | | 13/8 |
| | | | Prec. Ball* | 5.00004.8P5.EN | — | — | 23/16" | 1/2" | 27/16" | | 13/8 |
| 5" | 2" | 1000 | Delrin | 5.00005.831.EN | 3/4" | 13/16" | 23/16" | 1/2" | 27/16" | TG1: 52007.94 | 13/4 |
| | | | Roller | 5.00005.839.EN | 3/4" | 13/16" | 23/16" | 1/2" | 27/16" | | 13/4 |
| | | | Prec. Ball* | 5.00005.8P5.EN | — | — | 23/16" | 1/2" | 27/16" | | 13/4 |
| 6" | 2" | 1100 | Delrin | 5.00006.831.EN | 3/4" | 13/16" | 23/16" | 1/2" | 27/16" | TG1: 57551.05 | 2 |
| | | | Roller | 5.00006.839.EN | 3/4" | 13/16" | 23/16" | 1/2" | 27/16" | | 2 |
| | | | Prec. Ball* | 5.00006.8P5.EN | — | — | 23/16" | 1/2" | 27/16" | | 2 |
| 8" | 2" | 1200 | Delrin | 5.00008.831.EN | 3/4" | 13/16" | 23/16" | 1/2" | 27/16" | TG1: 57551.05 | 3 1/4 |
| | | | Roller | 5.00008.839.EN | 3/4" | 13/16" | 23/16" | 1/2" | 27/16" | | 3 1/4 |
| | | | Prec. Ball* | 5.00008.8P5.EN | — | — | 23/16" | 1/2" | 27/16" | | 3 1/4 |

*Spanner bushing included. Part number is 56525.02.

Wheel Options

- Delrin Bearing Less Bushing: Specify **"WB01B"**.
- 1-Piece Delrin Bearing with Bushing (2" tread width): Specify **"WB11"**.
- 1-Piece Delrin Bearing less Bushing (2" tread width): Specify **"WB11B"**.
- Metal cage roller bearing: Specify **"WB29"**.
- Torrington style with Hytrel retainer (2" tread width): Specify **"WB19"**.
- Roller Bearing less Bushing: Specify **"WB09B"**.
- Roller bearing metal thrust & retainer washers: Specify **"WSR1"**.
- Roller bearing sintered iron step washers: Specify **"WSR2"**.
- Roller bearing sealed metal retainer washer: Specify **"WSR3"**.
- Thread Guards: Specify **"TG1"** (metal).
- Pedestal Precision Ball Bearing (PPBB): To order change ninth digit in roller bearing model number to **"5"** (Example: 5.00006.835.EN). Also available in stainless steel, consult factory.

Maxim Wheels

Capacity up to 1400 lbs each
3-5 Series



Colson Maxim Wheels feature an exclusive, ultra-tough thermoplastic compound that resists hard impacts and drop-shocks. The wheel is impervious to most chemicals, solvents, salts, gases, alkalines and steam cleaning and does not absorb water. When compared to other hard tread wheels, Maxim wheels require less force to roll and swivel. It is ideal for many industrial and institutional applications and is NSF listed for the food service industry. The wheel is non-marking.

Temperature range: -45°F to +180°F (normal). To +350°F if you specify a bronze or roller bearing with mid-temp grease.

Hardness: 85(±5) Durometer Shore D scale.

Colson Maxim Wheels • 3-5 Series • Capacity up to 1400 lbs each

| Wheel Dia. | Tread Width | Capacity Each (Pounds) | Bearings* | Wheel Model Number | Wheel | | | Spanner Bushing | | Thread Guard TG1: Metal | Weight (Pounds) |
|------------|-------------|------------------------|-----------|--------------------|--------------|-------------------|------------|-----------------|--------|-------------------------|-----------------|
| | | | | | Bearing Bore | Bore Less Bearing | Hub Length | Bore | Length | | |
| 3 1/4" | 2" | 700 | Delrin | 5.00003.531 | 3/4" | 13/16" | 23/16" | 1/2" | 27/16" | — | 5/8 |
| | | | Roller | 5.00003.539 | 3/4" | 13/16" | 23/16" | 1/2" | 27/16" | — | 5/8 |
| 4" | 1 1/2" | 600 | Delrin | 3.00004.501 | 3/4" | 13/16" | 15/8" | 3/8" | 17/8" | — | 7/8 |
| | | | Roller | 3.00004.509 | 3/4" | 13/16" | 15/8" | 3/8" | 17/8" | — | 7/8 |
| | 1 1/2" | 600 | Delrin | 4.00004.511 | 3/4" | 13/16" | 15/8" | 1/2" | 27/16" | — | 7/8 |
| | | | Roller | 4.00004.519 | 3/4" | 13/16" | 15/8" | 1/2" | 27/16" | — | 7/8 |
| | 2" | 800 | Delrin | 5.00004.531 | 3/4" | 13/16" | 23/16" | 1/2" | 27/16" | — | 1 |
| | | | Roller | 5.00004.539 | 3/4" | 13/16" | 23/16" | 1/2" | 27/16" | — | 1 |
| 5" | 2" | 1000 | Delrin | 5.00005.531 | 3/4" | 13/16" | 23/16" | 1/2" | 27/16" | TG1: 57852.45 | 1 1/4 |
| | | | Roller | 5.00005.539 | 3/4" | 13/16" | 23/16" | 1/2" | 27/16" | TG1: 57852.45 | 1 1/4 |
| 6" | 2" | 1200 | Delrin | 5.00006.531 | 3/4" | 13/16" | 23/16" | 1/2" | 27/16" | TG1: 57852.46 | 1 1/2 |
| | | | Roller | 5.00006.539 | 3/4" | 13/16" | 23/16" | 1/2" | 27/16" | TG1: 57852.46 | 1 1/2 |
| 8" | 2" | 1400 | Delrin | 5.00008.531 | 3/4" | 13/16" | 23/16" | 1/2" | 27/16" | — | 2 |
| | | | Roller | 5.00008.539 | 3/4" | 13/16" | 23/16" | 1/2" | 27/16" | — | 2 |

Wheel Options

- Delrin Bearing Less Bushing: Specify **"WB01B"**.
- 1-Piece Delrin Bearing with Bushing (2" tread width): Specify **"WB11"**.
- 1-Piece Delrin Bearing less Bushing (2" tread width): Specify **"WB11B"**.
- Torrington style with Hytrel retainer (2" tread width): Specify **"WB19"**.
- Roller Bearing less Bushing: Specify **"WB09B"**.
- Roller bearing metal thrust & retainer washers: Specify **"WSR1"**.
- Roller bearing sealed metal retainer washer: Specify **"WSR3"**.
- Bronze Bearing: To order, change 9th digit in model number to **"4"** (Example: 5.00006.534).
- Pedestal Precision Ball Bearing (PPBB): To order change 9th digit in model number to **"5"** (Example: 5.00006.535). Also available in stainless steel, consult factory.

Polyolefin Wheels

Capacity up to 300 lbs each
1-2 Series



This hard tread polyolefin wheel is light weight, offers non-marking floor protection, and resists hard impacts. Very light in weight, yet the impact strength for this wheel is far superior to hard rubber wheels. It offers superior resistance to most oils, chemicals, grease, solvents and acids. Fit for light and medium duty applications. The standard color is black.

Temperature range: -45°F to +180°F.

Hardness: 70(±5) Durometer Shore D scale.

Colson Polyolefin Wheels • 1-2 Series • Capacity up to 300 lbs each

| Wheel Dia. | Tread Width | Capacity Each (Pounds) | Bearing | Wheel Model Number | Wheel | | | Spanner Bushing | | Thread Guard TG1: Metal TG2: Plastic | Weight (Pounds) |
|------------|-------------|------------------------|---------|--------------------|--------------|-------------------|------------|-----------------|--------|--|-----------------|
| | | | | | Bearing Bore | Bore Less Bearing | Hub Length | Bore | Length | | |
| 1 5/8" | 7/8" | 75 | Delrin | 1.00001.52 | 5/16" | 1/2" | 1 1/32" | — | — | — | 1/16 |
| 2" | 7/8" | 100 | Delrin | 1.00002.52 | 5/16" | 1/2" | 1 1/32" | — | — | — | 1/8 |
| 2 1/2" | 1 1/4" | 200 | Delrin | 2.00002.53 | 1/2" | 29/32" | 17/16" | 3/8" | 1 1/2" | TG1: 57852 | 1/4 |
| | | | Ball | 2.00002.55 | 3/8" | 29/32" | 1 1/2" | — | — | | 1/4 |
| 3" | 7/8" | 125 | Delrin | 1.00003.53 | 7/16" | 5/8" | 1 1/32" | 5/16" | 17/64" | TG1: 57852.03 | 1/3 |
| | 1 1/4" | 200 | Delrin | 2.00003.52 | 1/2" | 29/32" | 17/16" | 3/8" | 1 1/2" | — | 3/8 |
| 3 1/2" | 1 1/4" | 250 | Delrin | 2.00003.53 | 1/2" | 29/32" | 17/16" | 3/8" | 1 1/2" | TG1: 57854.01 | 3/8 |
| | | | Ball | 2.00003.55 | 3/8" | 29/32" | 1 1/2" | — | — | | 1/2 |
| 4" | 7/8" | 135 | Delrin | 1.00004.53 | 7/16" | 5/8" | 1 1/32" | 5/16" | 17/64" | — | 1/2 |
| | 1 1/4" | 275 | Delrin | 2.00004.53 | 1/2" | 29/32" | 17/16" | 3/8" | 1 1/2" | TG1: 57854.01 | 3/4 |
| | | | Ball | 2.00004.55 | 3/8" | 29/32" | 1 1/2" | — | — | | 1 |
| 5" | 7/8" | 145 | Delrin | 1.00005.53 | 7/16" | 5/8" | 1 1/32" | 5/16" | 17/64" | — | 1/2 |
| | 1 1/4" | 300 | Delrin | 2.00005.53 | 1/2" | 29/32" | 17/16" | 3/8" | 1 1/2" | TG1: 57866.03 | 1 |
| | | | Ball | 2.00005.55 | 3/8" | 29/32" | 1 1/2" | — | — | TG2: 57852.43 | 1 |

Wheel Options

- Delrin Bearing Less Bushing: Specify "WB01B".
- Thread Guards: Specify "TG1" (metal), "TG2" (plastic).

Polyolefin Wheels

Capacity up to 900 lbs each
3-5 Series



Designed for hard impacts and heavy loads, this wheel is injection molded from an exclusive Colson polyolefin compound. The unique ribbed design adds strength. Very light in weight, yet the impact strength of this wheel is far superior to hard rubber wheels. It offers superior resistance to most oils, chemicals, grease, gasoline, cooking fats and acids. In addition, the wheel is stain resistant, non-marking and provides zero water absorption.

Temperature range: -45°F to +180°F.

Hardness: 70(±5) Durometer Shore D scale.

Colson Polyolefin Wheels • 3-5 Series • Capacity up to 900 lbs each

| Wheel Dia. | Tread Width | Capacity Each (Pounds) | Bearing | Wheel Model Number | Wheel | | | Spanner Bushing | | Thread Guard TG1: Metal | Weight (Pounds) |
|------------|-------------|------------------------|---------|--------------------|--------------|-------------------|------------|-----------------|--------|-------------------------|-----------------|
| | | | | | Bearing Bore | Bore Less Bearing | Hub Length | Bore | Length | | |
| 3" | 1 1/2" | 300 | Delrin | 3.00003.801 | 3/4" | 13/16" | 15/8" | 3/8" | 17/8" | TG1: 52250.62 | 1/2 |
| | | | Plain | 3.00003.802 | — | 3/4" | 15/8" | 3/8" | 17/8" | | 1/2 |
| | | | Roller | 3.00003.809 | 3/4" | 13/16" | 15/8" | 3/8" | 17/8" | | 1/2 |
| | | | Delrin | 4.00003.811 | 3/4" | 13/16" | 15/8" | 1/2" | 27/16" | TG1: 57852.12 | 1/2 |
| | | | Plain | 4.00003.812 | — | 3/4" | 15/8" | 1/2" | 27/16" | | 1/2 |
| | | | Roller | 4.00003.819 | 3/4" | 13/16" | 15/8" | 1/2" | 27/16" | | 1/2 |
| 4" | 1 1/2" | 375 | Delrin | 3.00004.801 | 3/4" | 13/16" | 15/8" | 3/8" | 17/8" | TG1: 57852.06 | 3/4 |
| | | | Plain | 3.00004.802 | — | 3/4" | 15/8" | 3/8" | 17/8" | | 3/4 |
| | | | Roller | 3.00004.809 | 3/4" | 13/16" | 15/8" | 3/8" | 17/8" | | 3/4 |
| | | | Delrin | 4.00004.811 | 3/4" | 13/16" | 15/8" | 1/2" | 27/16" | TG1: 57852.07 | 3/4 |
| | | | Plain | 4.00004.812 | — | 3/4" | 15/8" | 1/2" | 27/16" | | 3/4 |
| | | | Roller | 4.00004.819 | 3/4" | 13/16" | 15/8" | 1/2" | 27/16" | | 3/4 |
| | 2" | 500 | Delrin | 5.00004.831 | 3/4" | 13/16" | 23/16" | 1/2" | 27/16" | TG1: 57852.07 | 3/4 |
| | | | Plain | 5.00004.832 | — | 3/4" | 23/16" | 1/2" | 27/16" | | 3/4 |
| | | | Roller | 5.00004.839 | 3/4" | 13/16" | 23/16" | 1/2" | 27/16" | | 3/4 |
| | | | | | | | | | | | |
| 5" | 1 1/2" | 450 | Delrin | 3.00005.801 | 3/4" | 13/16" | 15/8" | 3/8" | 17/8" | TG1: 57866 | 3/4 |
| | | | Plain | 3.00005.802 | — | 3/4" | 15/8" | 3/8" | 17/8" | | 3/4 |
| | | | Roller | 3.00005.809 | 3/4" | 13/16" | 15/8" | 3/8" | 17/8" | | 3/4 |
| | | | Delrin | 4.00005.811 | 3/4" | 13/16" | 15/8" | 1/2" | 27/16" | TG1: 57866.01 | 3/4 |
| | | | Plain | 4.00005.812 | — | 3/4" | 15/8" | 1/2" | 27/16" | | 3/4 |
| | | | Roller | 4.00005.819 | 3/4" | 13/16" | 15/8" | 1/2" | 27/16" | | 3/4 |
| | 2" | 650 | Delrin | 5.00005.831 | 3/4" | 13/16" | 23/16" | 1/2" | 27/16" | TG1: 57866.01 | 1 |
| | | | Plain | 5.00005.832 | — | 3/4" | 23/16" | 1/2" | 27/16" | | 1 |
| | | | Roller | 5.00005.839 | 3/4" | 13/16" | 23/16" | 1/2" | 27/16" | | 1 |
| | | | | | | | | | | | |
| 6" | 1 1/2" | 500 | Delrin | 3.00006.801 | 3/4" | 13/16" | 15/8" | 3/8" | 17/8" | TG1: 52250.56 | 1 |
| | | | Plain | 3.00006.802 | — | 3/4" | 15/8" | 3/8" | 17/8" | | 1 |
| | | | Roller | 3.00006.809 | 3/4" | 13/16" | 15/8" | 3/8" | 17/8" | | 1 |
| | | | Delrin | 4.00006.811 | 3/4" | 13/16" | 15/8" | 1/2" | 27/16" | TG1: 57551.05 | 1 |
| | | | Plain | 4.00006.812 | — | 3/4" | 15/8" | 1/2" | 27/16" | | 1 |
| | | | Roller | 4.00006.819 | 3/4" | 13/16" | 15/8" | 1/2" | 27/16" | | 1 |
| | 2" | 700 | Delrin | 5.00006.831 | 3/4" | 13/16" | 23/16" | 1/2" | 27/16" | TG1: 57551.05 | 1 1/4 |
| | | | Plain | 5.00006.832 | — | 3/4" | 23/16" | 1/2" | 27/16" | | 1 1/4 |
| | | | Roller | 5.00006.839 | 3/4" | 13/16" | 23/16" | 1/2" | 27/16" | | 1 1/4 |
| | | | | | | | | | | | |
| 8" | 1 1/2" | 600 | Delrin | 4.00008.811 | 3/4" | 13/16" | 15/8" | 1/2" | 27/16" | — | 1 |
| | | | Plain | 4.00008.812 | — | 3/4" | 15/8" | 1/2" | 27/16" | | 1 |
| | | | Roller | 4.00008.819 | 3/4" | 13/16" | 15/8" | 1/2" | 27/16" | | 1 |
| | 2" | 900 | Delrin | 5.00008.831 | 3/4" | 13/16" | 23/16" | 1/2" | 27/16" | TG1: 57852.20 | 1 1/2 |
| | | | Plain | 5.00008.832 | — | 3/4" | 23/16" | 1/2" | 27/16" | | 1 1/2 |
| | | | Roller | 5.00008.839 | 3/4" | 13/16" | 23/16" | 1/2" | 27/16" | | 1 1/2 |

Wheel Options

- Delrin Bearing Less Bushing: Specify **"WB01B"**.
- 1-Piece Delrin Bearing with Bushing (2" tread width): Specify **"WB11"**.
- 1-Piece Delrin Bearing less Bushing (2" tread width): Specify **"WB11B"**.
- Metal cage roller bearing: Specify **"WB29"**.
- Torrington style with Hytrel retainer (2" tread width): Specify **"WB19"**.
- Roller Bearing less Bushing: Specify **"WB09B"**.
- Roller bearing metal thrust & retainer washers: Specify **"WSR1"**.
- Roller bearing sintered iron step washers: Specify **"WSR2"**.
- Roller bearing sealed metal retainer washer: Specify **"WSR3"**.
- Pedestal Precision Ball Bearing (PPBB): To order change 9th digit in model number to **"5"** (Example: 5.00006.835). Also available in stainless steel, consult factory.

TPE HIGH-TEMP Wheels

Capacity up to 350 lbs each
2 Series



TPE HI-TEMP wheels are perfect when you need an economical alternative for moderately high temperature environments. The wheels are crafted of grey thermoplastic elastomer tread chemically bonded to a white polyolefin core and feature a single insert molded stainless steel radial bearing. TPE HI-TEMP are ideal for medical applications and environments requiring wash down.

Temperature Range: -40°F to 180°F with intermittent temperature up to 300°F.
Hardness: 65(±5) Durometer Shore A scale.

Colson TPE HIGH-TEMP Wheels • 2 Series • Capacity up to 350 lbs each

| Wheel Dia. | Tread Width | Capacity Each (Pounds) | Bearing | Wheel Model Number | Wheel | | | Spanner Bushing | | Thread Guard TG1: Metal TG2: Plastic | Weight (Pounds) |
|------------|-------------|------------------------|----------------|--------------------|--------------|-------------------|------------|-----------------|--------|--|-----------------|
| | | | | | Bearing Bore | Bore Less Bearing | Hub Length | Bore | Length | | |
| 3" | 1 1/4" | 200 | Precision Ball | 2.00033.414 H | 5/8" | — | 3/4" | 3/8" | 1 1/2" | — | 3/4 |
| 3 1/2" | 1 1/4" | 225 | Precision Ball | 2.00003.414 H | 5/8" | — | 3/4" | 3/8" | 1 1/2" | — | 3/4 |
| 4" | 1 1/4" | 250 | Precision Ball | 2.00004.414 H | 5/8" | — | 3/4" | 3/8" | 1 1/2" | — | 7/8 |
| 5" | 1 1/4" | 300 | Precision Ball | 2.00005.414 H | 5/8" | — | 3/4" | 3/8" | 1 1/2" | — | 1 |
| 6" | 1 1/4" | 350 | Precision Ball | 2.00006.414 H | 5/8" | — | 3/4" | 3/8" | 1 1/2" | — | 1 1/8 |

ThermoTech® Wheels

Capacity up to 250 lbs each
2 Series



Colson ThermoTech Wheels feature a rubber tread that can take the heat. They are quiet and non-marking for superior floor protection. The rubber tread is an advanced technology rubber compound bonded to an aluminum core.

Temperature range: -45°F to +525°F intermittent service, (+490° continuous service).

Hardness: 75(±5) Durometer Shore A scale.

Colson ThermoTech® Wheels • 2 Series • Capacity up to 250 lbs each

| Wheel Dia. | Tread Width | Capacity Each (Pounds) | Bearing | Wheel Model Number | Wheel | | | Spanner Bushing | | Thread Guard TG1: Metal TG2: Plastic | Weight (Pounds) |
|------------|-------------|------------------------|---------|--------------------|--------------|-------------------|------------|-----------------|--------|--|-----------------|
| | | | | | Bearing Bore | Bore Less Bearing | Hub Length | Bore | Length | | |
| 4" | 1 1/4" | 250 | Teflon | 2.00004.613 H | 1/2" | N/A | 15/16" | 3/8" | 1 1/2" | — | 3/4 |
| 5" | 1 1/4" | 250 | Teflon | 2.00005.613 H | 1/2" | N/A | 15/16" | 3/8" | 1 1/2" | — | 3/4 |
| 6" | 1 1/4" | 250 | Teflon | 2.00006.613 H | 1/2" | N/A | 15/16" | 3/8" | 1 1/2" | — | 3/4 |

Thermo Wheels

Capacity up to 1100 lbs each
2-5 Series



Thermo wheels feature a standard operating temperature range from -70°F (continuous service) to +525°F (intermittent service, 475°F continuous service). These wheels are molded from an exclusive engineered resin compound that offers non-marking floor protection, near zero water absorption, high load capacities and long service life. A special manufacturing process enables the wheels to retain a consistent bearing bore even when exposed to elevated temperatures. Furthermore, Thermo wheels are 100% recyclable, and they are highly resistant to animal fats, vegetable oils and salt solutions. The life expectancy of Thermo wheels is three times longer than high-temp phenolic wheels, and they offer an equal load capacity. Unlike high-temp phenolic wheels, Colson Thermo wheels have no outer skin that can break and absorb water or other fluids.

Temperature range: -70°F to +525°F intermittent service, (+480° continuous service).

Hardness: 85(±5) Durometer Shore D scale.

Colson Thermo Wheels • 2-5 Series • Capacity up to 1100 lbs each

| Wheel Dia. | Tread Width | Capacity Each (Pounds) | Bearing | Wheel Model Number | Wheel | | | Spanner Bushing | | Thread Guard TG1: Metal TG2: Plastic | Weight (Pounds) |
|------------|-------------|------------------------|--------------|--------------------|--------------|-------------------|------------|-----------------|--------|--------------------------------------|-----------------|
| | | | | | Bearing Bore | Bore Less Bearing | Hub Length | Bore | Length | | |
| 3" | 1 1/2" | 600 | Plain | 4.00003.812 HT | — | 3/4" | 13/4" | 1/2" | 27/16" | — | 1/2 |
| | | | Less Bearing | 4.00003.816 HT | — | 13/16" | 15/8" | — | — | — | 1/2 |
| | | | Roller | 4.00003.819 HT | 3/4" | 13/16" | 15/8" | 1/2" | 27/16" | — | 1/2 |
| 3 1/2" | 1 1/4" | 300 | Plain | 2.00003.52 HT | — | 1/2" | 17/16" | 3/8" | 1 1/2" | — | 3/8 |
| 4" | 1 1/4" | 300 | Plain | 2.00004.52 HT | — | 1/2" | 17/16" | 3/8" | 1 1/2" | — | 3/4 |
| | | | Less Bearing | 4.00004.816 HT | — | 13/16" | 15/8" | — | — | — | 3/4 |
| | 1 1/2" | 700 | Plain | 4.00004.812 HT | — | 3/4" | 13/4" | 1/2" | 27/16" | — | 3/4 |
| | | | Less Bearing | 4.00004.816 HT | — | 13/16" | 15/8" | — | — | — | 3/4 |
| | | | Roller | 4.00004.819 HT | 3/4" | 13/16" | 15/8" | 1/2" | 27/16" | — | 3/4 |
| | 2" | 800 | Plain | 5.00004.832 HT | — | 3/4" | 23/8" | 1/2" | 27/16" | — | 3/4 |
| | | | Less Bearing | 5.00004.836 HT | — | 13/16" | 23/16" | — | — | — | 3/4 |
| | | | Roller | 5.00004.839 HT | 3/4" | 13/16" | 23/16" | 1/2" | 27/16" | — | 3/4 |
| 5" | 1 1/4" | 800 | Plain | 2.00005.52 HT | — | 1/2" | 17/16" | 3/8" | 1 1/2" | — | 1 |
| | | | Less Bearing | 4.00005.816 HT | — | 13/16" | 15/8" | — | — | — | 3/4 |
| | 1 1/2" | 800 | Plain | 4.00005.812 HT | — | 3/4" | 13/4" | 1/2" | 27/16" | — | 3/4 |
| | | | Less Bearing | 4.00005.816 HT | — | 13/16" | 15/8" | — | — | — | 3/4 |
| | | | Roller | 4.00005.819 HT | 3/4" | 13/16" | 15/8" | 1/2" | 27/16" | — | 3/4 |
| | 2" | 1000 | Plain | 5.00005.832 HT | — | 3/4" | 23/8" | 1/2" | 27/16" | — | 1 |
| | | | Less Bearing | 5.00005.836 HT | — | 13/16" | 23/16" | — | — | — | 1 |
| | | | Roller | 5.00005.839 HT | 3/4" | 13/16" | 23/16" | 1/2" | 27/16" | — | 1 |
| 6" | 2" | 1100 | Plain | 5.00006.832 HT | — | 3/4" | 23/8" | 1/2" | 27/16" | — | 12/3 |
| | | | Less Bearing | 5.00006.836 HT | — | 13/16" | 23/16" | — | — | — | 12/3 |
| | | | Roller | 5.00006.839 HT | 3/4" | 13/16" | 23/16" | 1/2" | 27/16" | — | 12/3 |

Wheel Options

- Bronze bearing: To order, change 9th digit in model number to "4" (Example: 5.00005.834 HT).

Phenolic Wheels

Capacity up to 800 lbs each
2-4 Series



Phenolic resin wheels filled with macerated fabric, this wheel is quieter than steel or aluminum and provides superior floor protection. It is resistant to hard impacts, most chemicals and steam. The standard color is black.

Temperature range: -45°F to +180°F. If metal washers specified: -45°F to +250°F (Roller and Ball bearings only).

Hardness: 90 (±5) Shore D Scale.

Colson Phenolic Wheels • 2-4 Series • Capacity up to 800 lbs each

| Wheel Dia. | Tread Width | Capacity Each (Pounds) | Bearing | Wheel Model Number | Wheel | | | Spanner Bushing | | Thread Guard TG1: Metal | Weight (Pounds) |
|------------|-------------|------------------------|---------|--------------------|--------------|-------------------|------------|-----------------|--------|-------------------------|-----------------|
| | | | | | Bearing Bore | Bore Less Bearing | Hub Length | Bore | Length | | |
| 2 1/2" | 17/16" | 300 | Roller | 2.00002.319 | 5/8" | 11/16" | 1 1/2" | 3/8" | 17/32" | — | 5/8 |
| 3" | 1 15/32" | 350 | Roller | 2.00003.309 | 5/8" | 11/16" | 1 1/2" | 3/8" | 17/32" | — | 3/4 |
| | 1 1/2" | 500 | Delrin | 3.00003.301 | 3/4" | 13/16" | 15/8" | 3/8" | 17/8" | — | 1 |
| | | | PPBB | 3.00003.305 | 3/8" | 13/16" | 17/8" | 3/8" | 17/8" | — | 1 |
| | | | Roller | 3.00003.309 | 3/4" | 13/16" | 15/8" | 3/8" | 17/8" | — | 1 |
| | | | Delrin | 4.00003.311 | 3/4" | 13/16" | 15/8" | 1/2" | 27/16" | — | 7/8 |
| | | | PPBB | 4.00003.315 | 1/2" | 13/16" | 17/8" | 1/2" | 27/16" | — | 7/8 |
| | | | Roller | 4.00003.319 | 3/4" | 13/16" | 15/8" | 1/2" | 27/16" | — | 7/8 |
| 4" | 1 1/2" | 600 | Delrin | 3.00004.301 | 3/4" | 13/16" | 15/8" | 3/8" | 17/8" | TG1: 57852.10 | 1 |
| | | | PPBB | 3.00004.305 | 3/8" | 13/16" | 17/8" | 3/8" | 17/8" | | 1 |
| | | | Roller | 3.00004.309 | 3/4" | 13/16" | 15/8" | 3/8" | 17/8" | | 1 |
| | | | Delrin | 4.00004.311 | 3/4" | 13/16" | 15/8" | 1/2" | 27/16" | TG1: 57852.11 | 1 1/8 |
| | | | PPBB | 4.00004.315 | 1/2" | 13/16" | 17/8" | 1/2" | 27/16" | | 1 1/8 |
| | | | Roller | 4.00004.319 | 3/4" | 13/16" | 15/8" | 1/2" | 27/16" | | 1 1/8 |
| 5" | 1 1/2" | 600 | Delrin | 3.00005.301 | 3/4" | 13/16" | 15/8" | 3/8" | 17/8" | TG1: 57852.08 | 1 |
| | | | PPBB | 3.00005.305 | 3/8" | 13/16" | 17/8" | 3/8" | 17/8" | | 1 |
| | | | Roller | 3.00005.309 | 3/4" | 13/16" | 15/8" | 3/8" | 17/8" | | 1 |
| | | | Delrin | 4.00005.311 | 3/4" | 13/16" | 15/8" | 1/2" | 27/16" | TG1: 52001.86 | 1 1/2 |
| | | | PPBB | 4.00005.315 | 1/2" | 13/16" | 17/8" | 1/2" | 27/16" | | 1 1/2 |
| | | | Roller | 4.00005.319 | 3/4" | 13/16" | 15/8" | 1/2" | 27/16" | | 1 1/2 |
| 6" | 1 1/2" | 800 | Delrin | 3.00006.301 | 3/4" | 13/16" | 15/8" | 3/8" | 17/8" | TG1: 52250.56 | 1 3/4 |
| | | | PPBB | 3.00006.305 | 3/8" | 13/16" | 17/8" | 3/8" | 17/8" | | 1 3/4 |
| | | | Roller | 3.00006.309 | 3/4" | 13/16" | 15/8" | 3/8" | 17/8" | | 1 3/4 |
| | | | Delrin | 4.00006.311 | 3/4" | 13/16" | 15/8" | 1/2" | 27/16" | TG1: 57551.05 | 2 |
| | | | PPBB | 4.00006.315 | 1/2" | 13/16" | 17/8" | 1/2" | 27/16" | | 2 |
| | | | Roller | 4.00006.319 | 3/4" | 13/16" | 15/8" | 1/2" | 27/16" | | 2 |

Wheel Options

- Delrin Bearing Less Bushing: Specify **"WB01B"**.
- 1-Piece Delrin Bearing with Bushing (2" tread width): Specify **"WB11"**.
- Metal cage roller bearing: Specify **"WB29"**.
- Roller Bearing less Bushing: Specify **"WB09B"**.
- Roller bearing metal thrust & retainer washers: Specify **"WSR1"**.
- Roller bearing sintered iron step washers: Specify **"WSR2"**.
- Roller bearing sealed metal retainer washer: Specify **"WSR3"**.
- Pedestal Precision Ball Bearing (PPBB): Also available in stainless steel, consult factory.

Phenolic Wheels

Capacity up to 3500 lbs each
5-8 Series



Phenolic resin wheels filled with macerated fabric, this wheel is quieter than steel or aluminum, provides superior floor protection, and is resistant to hard impacts, most chemicals and steam. The standard color is black.

Temperature range: -45°F to +180°F. If metal washers specified: -45°F to +250°F (Roller and Ball bearings only).

Hardness: 90 (±5) Shore D Scale.

Colson Phenolic Wheels • 5-8 Series • Capacity up to 3500 lbs each

| Wheel Dia. | Tread Width | Capacity Each (Pounds) | Bearing | Wheel Model Number | Wheel | | | Spanner Bushing | | Thread Guard TG1: Metal | Weight (Pounds) |
|------------|-------------|------------------------|---------|--------------------|--------------|-------------------|------------|-----------------|---------|-------------------------|-----------------|
| | | | | | Bearing Bore | Bore Less Bearing | Hub Length | Bore | Length | | |
| 3 1/4" | 2" | 700 | Delrin | 5.00003.331 | 3/4" | 1 3/16" | 2 3/16" | 1/2" | 2 7/16" | — | 1 1/8 |
| | | | Roller | 5.00003.339 | 3/4" | 1 3/16" | 2 3/16" | 1/2" | 2 7/16" | — | 1 1/8 |
| 4" | 2" | 800 | Delrin | 5.00004.331 | 3/4" | 1 3/16" | 2 3/16" | 1/2" | 2 7/16" | TG1: 59042.06 | 1 1/2 |
| | | | Roller | 5.00004.339 | 3/4" | 1 3/16" | 2 3/16" | 1/2" | 2 7/16" | | 1 1/2 |
| 5" | 2" | 1000 | Delrin | 5.00005.331 | 3/4" | 1 3/16" | 2 3/16" | 1/2" | 2 7/16" | TG1: 52007.94 | 2 1/8 |
| | | | Roller | 5.00005.339 | 3/4" | 1 3/16" | 2 3/16" | 1/2" | 2 7/16" | | 2 1/8 |
| 6" | 2" | 1200 | Delrin | 5.00006.331 | 3/4" | 1 3/16" | 2 3/16" | 1/2" | 2 7/16" | TG1: 52001.86 | 3 |
| | | | Roller | 5.00006.339 | 3/4" | 1 3/16" | 2 3/16" | 1/2" | 2 7/16" | | 3 |
| | 2 1/2" | 1600 | Roller | 6.00006.369 | 3/4" | 1 3/16" | 2 3/4" | 1/2" | 3" | — | 3 3/4 |
| | | | Delrin | 7.00006.361 | 1" | 1 15/16" | 3 1/4" | 3/4" | 3 1/2" | — | 4 1/2 |
| | | | Roller | 7.00006.369 | 1" | 1 15/16" | 3 1/4" | 3/4" | 3 1/2" | — | 4 1/2 |
| | | | Roller | 8.00006.369 | 1 1/4" | 1 15/16" | 3 1/4" | 1" | 3 1/2" | — | 4 1/2 |
| | 3" | 2000 | Delrin | 7.00006.371 | 1" | 1 15/16" | 3 1/4" | 3/4" | 3 1/2" | — | 5 |
| | | | Roller | 7.00006.379 | 1" | 1 15/16" | 3 1/4" | 3/4" | 3 1/2" | — | 5 |
| 8" | 2" | 1400 | Delrin | 5.00008.331 | 3/4" | 1 3/16" | 2 3/16" | 1/2" | 2 7/16" | TG1: 57852.05 | 4 3/4 |
| | | | Roller | 5.00008.339 | 3/4" | 1 3/16" | 2 3/16" | 1/2" | 2 7/16" | | 4 3/4 |
| | 2 1/2" | 1600 | Roller | 6.00008.369 | 3/4" | 1 3/16" | 2 3/4" | 1/2" | 3" | — | 4 3/4 |
| | | | Delrin | 7.00008.361 | 1" | 1 15/16" | 3 1/4" | 3/4" | 3 1/2" | — | 5 1/2 |
| | | | Roller | 7.00008.369 | 1" | 1 15/16" | 3 1/4" | 3/4" | 3 1/2" | — | 5 1/2 |
| | | | Roller | 8.00008.369 | 1 1/4" | 1 15/16" | 3 1/4" | 1" | 3 1/2" | — | 5 1/2 |
| | 3" | 2500 | Delrin | 7.00008.371 | 1" | 1 15/16" | 3 1/4" | 3/4" | 3 1/2" | — | 6 |
| | | | Roller | 7.00008.379 | 1" | 1 15/16" | 3 1/4" | 3/4" | 3 1/2" | — | 6 |
| 10" | 2 1/2" | 1600 | Roller | 6.00010.369 | 3/4" | 1 3/16" | 2 3/4" | 1/2" | 3" | — | 7 3/4 |
| | | | Delrin | 7.00010.361 | 1" | 1 15/16" | 3 1/4" | 3/4" | 3 1/2" | — | 8 1/4 |
| | | 2500 | Roller | 7.00010.369 | 1" | 1 15/16" | 3 1/4" | 3/4" | 3 1/2" | — | 8 1/4 |
| | | | Roller | 8.00010.369 | 1 1/4" | 1 15/16" | 3 1/4" | 1" | 3 1/2" | — | 8 1/4 |
| | 3" | 2900 | Delrin | 7.00010.371 | 1" | 1 15/16" | 3 1/4" | 3/4" | 3 1/2" | — | 9 1/2 |
| | | | Roller | 7.00010.379 | 1" | 1 15/16" | 3 1/4" | 3/4" | 3 1/2" | — | 9 1/2 |
| 12" | 3" | 3500 | Roller | 8.00010.379 | 1 1/4" | 1 15/16" | 3 1/4" | 1" | 3 1/2" | — | 9 1/2 |
| | | | Delrin | 7.00012.371 | 1" | 1 15/16" | 3 1/4" | 3/4" | 3 1/2" | — | 12 1/2 |
| | | | Roller | 7.00012.379 | 1" | 1 15/16" | 3 1/4" | 3/4" | 3 1/2" | — | 12 1/2 |
| | | | Roller | 8.00012.379 | 1 1/4" | 1 15/16" | 3 1/4" | 1" | 3 1/2" | — | 12 1/2 |

Wheel Options

- Delrin Bearing Less Bushing: Specify **"WB01B"**.
- 1-Piece Delrin Bearing with Bushing (2" tread width): Specify **"WB11"**.
- 1-Piece Delrin Bearing less Bushing (2" tread width): Specify **"WB11B"**.
- Torrington style with Hytrel retainer (2" tread width): Specify **"WB19"**.
- Roller Bearing less Bushing: Specify **"WB09B"**.
- Roller bearing metal thrust & retainer washers: Specify **"WSR1"**.
- Roller bearing sealed metal retainer washer: Specify **"WSR3"**.
- Pedestal Precision Ball Bearing (PPBB): Available on 2" tread width wheels. To order change 9th digit in model number to **"5"** (Example: 5.00008.335). Also available in stainless steel, consult factory.

Cast Iron Wheels

Capacity up to 600 lbs each
2-4 Series



This wheel should be specified when excessive load weights are involved and floor protection is not a factor. High strength withstands sharp impacts. Cast iron wheels should not be used if noise is of major concern or if loads are fragile.

Temperature range: -45°F to +180°F. If metal washers specified: -45°F to + 500°F (Roller, Ball and Sleeve bearings only).

Finish: Green alkyd enamel.

Colson Cast Iron Wheels • 2-4 Series • Capacity up to 600 lbs each

| Wheel Dia. | Tread Width | Capacity Each (Pounds) | Bearing | Wheel Model Number | Wheel | | | Spanner Bushing | | Thread Guard TG1: Metal | Weight (Pounds) |
|------------|-------------|------------------------|---------|--------------------|--------------|-------------------|------------|-----------------|---------|-------------------------|-----------------|
| | | | | | Bearing Bore | Bore Less Bearing | Hub Length | Bore | Length | | |
| 2 7/16" | 1 1/4" | 200 | Sleeve | 2.00002.12 | 5/8" | — | 1 15/32" | 3/8" | 1 1/2" | TG1: 57854.01 | 3/4 |
| 3" | 1 1/4" | 200 | Sleeve | 2.00003.14 | 5/8" | — | 1 15/32" | 3/8" | 1 1/2" | — | 1 1/4 |
| | 1 1/2" | 425 | Delrin | 3.00003.101 | 3/4" | 1 3/16" | 1 5/8" | 3/8" | 1 7/8" | TG1: 52250.62 | 2 3/8 |
| | | | Roller | 3.00003.109 | 3/4" | 1 3/16" | 1 5/8" | 3/8" | 1 7/8" | | 2 3/8 |
| | | | Delrin | 4.00003.111 | 3/4" | 1 3/16" | 1 5/8" | 1/2" | 2 7/16" | TG1: 57852.12 | 2 3/8 |
| | | | Roller | 4.00003.119 | 3/4" | 1 3/16" | 1 5/8" | 1/2" | 2 7/16" | | 2 3/8 |
| 3 1/2" | 1 1/4" | 300 | Sleeve | 2.00003.12 | 5/8" | — | 1 15/32" | 3/8" | 1 1/2" | — | 1 1/2 |
| 4" | 1 1/4" | 300 | Sleeve | 2.00004.12 | 5/8" | — | 1 15/32" | 3/8" | 1 1/2" | — | 2 |
| | 1 1/2" | 500 | Delrin | 3.00004.101 | 3/4" | 1 3/16" | 1 5/8" | 3/8" | 1 7/8" | — | 2 1/2 |
| | | | Roller | 3.00004.109 | 3/4" | 1 3/16" | 1 5/8" | 3/8" | 1 7/8" | — | 2 1/2 |
| | | | Delrin | 4.00004.111 | 3/4" | 1 3/16" | 1 5/8" | 1/2" | 2 7/16" | TG1: 52007.94 | 2 3/8 |
| | | | Roller | 4.00004.119 | 3/4" | 1 3/16" | 1 5/8" | 1/2" | 2 7/16" | | 2 3/8 |
| 5" | 1 1/4" | 300 | Sleeve | 2.00005.12 | 5/8" | — | 1 15/32" | 3/8" | 1 1/2" | TG1: 57551.02 | 2 1/4 |
| | 1 1/2" | 600 | Delrin | 3.00005.101 | 3/4" | 1 3/16" | 1 5/8" | 3/8" | 1 7/8" | TG1: 52250.56 | 3 1/4 |
| | | | Roller | 3.00005.109 | 3/4" | 1 3/16" | 1 5/8" | 3/8" | 1 7/8" | | 3 1/4 |
| | | | Delrin | 4.00005.111 | 3/4" | 1 3/16" | 1 5/8" | 1/2" | 2 7/16" | TG1: 57551.05 | 3 1/4 |
| | | | Roller | 4.00005.119 | 3/4" | 1 3/16" | 1 5/8" | 1/2" | 2 7/16" | | 3 1/4 |
| 6" | 1 1/2" | 600 | Delrin | 3.00006.101 | 3/4" | 1 3/16" | 1 5/8" | 3/8" | 1 7/8" | TG1: 57852.16 | 4 |
| | | | Roller | 3.00006.109 | 3/4" | 1 3/16" | 1 5/8" | 3/8" | 1 7/8" | | 4 |
| | | | Delrin | 4.00006.111 | 3/4" | 1 3/16" | 1 5/8" | 1/2" | 2 7/16" | TG1: 57852.04 | 4 |
| | | | Roller | 4.00006.119 | 3/4" | 1 3/16" | 1 5/8" | 1/2" | 2 7/16" | | 4 |

Note: Some cast iron models have solid cores depending on wheel diameter. Consult factory.

Wheel Options

- Delrin Bearing Less Bushing: Specify **"WB01B"**.
- Roller Bearing less Bushing: Specify **"WB09B"**.
- Roller bearing metal thrust & retainer washers: Specify **"WSR1"**.
- Roller bearing sealed metal retainer washer: Specify **"WSR3"**.
- Pedestal Precision Ball Bearing (PPBB): Available on 1 1/2" tread width wheels. To order change 9th digit in model number to **"5"** (Example: 4.00004.115). Also available in stainless steel, consult factory.

Cast Iron Wheels

Capacity up to 3000 lbs each
5-8 Series



This wheel should be specified when excessive load weights are involved and floor protection is not a factor. High strength withstands sharp impacts. They should not be used if noise is of major concern or if loads are fragile.

Temperature range: -45°F to +180°F. If metal washers specified: -45°F to +500°F (Roller, Ball & Sleeve bearings only).

Finish: Green alkyd enamel.

Zerk Fitting: Zerk grease fitting in hub is standard on 7 and 8 Series wheels.

Colson Cast Iron Wheels • 5-8 Series • Capacity up to 3000 lbs each

| Wheel Dia. | Tread Width | Capacity Each (Pounds) | Bearing | Wheel Model Number | Wheel | | | Spanner Bushing | | Thread Guard TG1: Metal | Weight (Pounds) |
|------------|-------------|------------------------|---------|--------------------|--------------|-------------------|------------|-----------------|--------|-------------------------|-----------------|
| | | | | | Bearing Bore | Bore Less Bearing | Hub Length | Bore | Length | | |
| 4" | 2" | 1000 | Delrin | 5.00004.131 | 3/4" | 13/16" | 23/16" | 1/2" | 27/16" | TG1: 52007.94 | 35/8 |
| | | | Roller | 5.00004.139 | 3/4" | 13/16" | 23/16" | 1/2" | 27/16" | | 35/8 |
| 5" | 2" | 1000 | Delrin | 5.00005.131 | 3/4" | 13/16" | 23/16" | 1/2" | 27/16" | TG1: 57551.05 | 51/8 |
| | | | Roller | 5.00005.139 | 3/4" | 13/16" | 23/16" | 1/2" | 27/16" | | 51/8 |
| | 2 1/2" | 2000 | Delrin | 7.00005.161 | 1" | 115/16" | 31/4" | 3/4" | 31/2" | — | 81/2 |
| | | | Roller | 7.00005.169 | 1" | 115/16" | 31/4" | 3/4" | 31/2" | — | 81/2 |
| | | | Roller | 8.00005.169 | 1 1/4" | 115/16" | 31/4" | 1" | 31/2" | — | 81/2 |
| | | | Roller | 8.00005.169 | 1 1/4" | 115/16" | 31/4" | 1" | 31/2" | — | 81/2 |
| 6" | 2" | 1500 | Delrin | 5.00006.131 | 3/4" | 13/16" | 23/16" | 1/2" | 27/16" | — | 53/4 |
| | | | Roller | 5.00006.139 | 3/4" | 13/16" | 23/16" | 1/2" | 27/16" | — | 53/4 |
| | 2 1/2" | 1600 | Roller | 6.00006.169 | 3/4" | 13/16" | 23/4" | 1/2" | 3" | — | 9 |
| | | | Delrin | 7.00006.161 | 1" | 115/16" | 31/4" | 3/4" | 31/2" | — | 103/4 |
| | | | Roller | 7.00006.169 | 1" | 115/16" | 31/4" | 3/4" | 31/2" | — | 103/4 |
| | | | Roller | 8.00006.169 | 1 1/4" | 115/16" | 31/4" | 1" | 31/2" | — | 103/4 |
| | 2" | 1500 | Delrin | 5.00008.131 | 3/4" | 13/16" | 23/16" | 1/2" | 27/16" | — | 81/2 |
| | | | Roller | 5.00008.139 | 3/4" | 13/16" | 23/16" | 1/2" | 27/16" | — | 81/2 |
| 8" | 2 1/2" | 1600 | Roller | 6.00008.169 | 3/4" | 13/16" | 31/4" | 1/2" | 3" | — | 13 |
| | | | Delrin | 7.00008.171 | 1" | 115/16" | 31/4" | 3/4" | 31/2" | — | 17 1/4 |
| | 3" | 2500 | Roller | 7.00008.179 | 1" | 115/16" | 31/4" | 3/4" | 31/2" | — | 17 1/4 |
| | | | Roller | 8.00008.179 | 1 1/4" | 115/16" | 31/4" | 1" | 39/16" | — | 17 1/2 |
| | | | Roller | 8.00008.179 | 1 1/4" | 115/16" | 31/4" | 1" | 39/16" | — | 17 1/2 |
| | | | Roller | 8.00008.179 | 1 1/4" | 115/16" | 31/4" | 1" | 39/16" | — | 17 1/2 |
| 10" | 2 1/2" | 1600 | Roller | 6.00010.169 | 3/4" | 13/16" | 23/4" | 3/8" | 3" | — | 18 |
| | | | Delrin | 7.00010.171 | 1" | 115/16" | 31/4" | 3/4" | 31/2" | — | 20 1/2 |
| | 3" | 2500 | Roller | 7.00010.179 | 1" | 115/16" | 31/4" | 3/4" | 31/2" | — | 20 1/2 |
| | | | Roller | 8.00010.179 | 1 1/4" | 115/16" | 31/4" | 1" | 31/2" | — | 20 1/2 |
| | | | Roller | 8.00010.179 | 1 1/4" | 115/16" | 31/4" | 1" | 31/2" | — | 20 1/2 |
| 12" | 3" | 2500 | Delrin | 7.00012.171 | 1" | 115/16" | 31/4" | 3/4" | 31/2" | — | 23 1/2 |
| | | | Roller | 7.00012.179 | 1" | 115/16" | 31/4" | 3/4" | 31/2" | — | 23 1/2 |
| | | 3000 | Roller | 8.00012.179 | 1 1/4" | 115/16" | 31/4" | 1" | 31/2" | — | 23 1/2 |

Wheel Options

- Delrin Bearing Less Bushing: Specify **"WB01B"**.
- 1-Piece Delrin Bearing with Bushing (2" tread width): Specify **"WB11"**.
- 1-Piece Delrin Bearing less Bushing (2" tread width): Specify **"WB11B"**.
- Torrington style with Hytrel retainer (2" tread width): Specify **"WB19"**.
- Roller Bearing less Bushing: Specify **"WB09B"**.
- Roller bearing metal thrust & retainer washers: Specify **"WSR1"**.
- Roller bearing sealed metal retainer washer: Specify **"WSR3"**.
- Pedestal Precision Ball Bearing (PPBB): Available on 2" tread width models. To order change 9th digit to **"5"** (Example: 5.00006.135). Also available in stainless steel, consult factory.

Forged Steel Wheels

Capacity up to 4500 lbs each
5-8 Series



This wheel is for exceptionally heavy duty service where floor protection is not a factor. Forged steel wheels have almost unbreakable construction, great wear resistance and take shock impacts very well in power drawn service. They should not be used if noise is of major concern or if loads are fragile.

Temperature range: -45°F to +180°F. If metal washers specified: -45°F to +500°F (Roller bearings only).

Finish: Green alkyd enamel.

Zerk Fitting: Zerk grease fitting in hub is standard on 7 and 8 Series wheels.

Colson Forged Steel Wheels • 5-8 Series • Capacity up to 4500 lbs each

| Wheel Dia. | Tread Width | Capacity Each (Pounds) | Bearing | Wheel Model Number | Wheel | | | Spanner Bushing | | Thread Guard TG1: Metal | Weight (Pounds) |
|------------|-------------|------------------------|---------|--------------------|--------------|-------------------|------------|-----------------|---------|-------------------------|-----------------|
| | | | | | Bearing Bore | Bore Less Bearing | Hub Length | Bore | Length | | |
| 4" | 1 1/2" | 1400 | Delrin | 5.00004.211 | 3/4" | 1 3/16" | 2 3/16" | 1/2" | 2 7/16" | — | 3 |
| | | | Roller | 5.00004.219 | 3/4" | 1 3/16" | 2 3/16" | 1/2" | 2 7/16" | — | 3 |
| 5" | 2" | 1500 | Delrin | 5.00005.231 | 3/4" | 1 3/16" | 2 3/16" | 1/2" | 2 7/16" | TG1: 57551.05 | 5 |
| | | | Roller | 5.00005.239 | 3/4" | 1 3/16" | 2 3/16" | 1/2" | 2 7/16" | | 5 |
| 6" | 2" | 1700 | Delrin | 5.00006.231 | 3/4" | 1 3/16" | 2 3/16" | 1/2" | 2 7/16" | — | 6 |
| | | | Roller | 5.00006.239 | 3/4" | 1 3/16" | 2 3/16" | 1/2" | 2 7/16" | — | 6 |
| | 2 1/2" | 4000 | Delrin | 7.00006.261 | 1" | 1 15/16" | 3 1/4" | 3/4" | 3 1/2" | — | 10 1/2 |
| | | | Roller | 7.00006.269 | 1" | 1 15/16" | 3 1/4" | 3/4" | 3 1/2" | — | 10 1/2 |
| | | | Roller | 8.00006.269 | 1 1/4" | 1 15/16" | 3 1/4" | 1" | 3 1/2" | — | 10 1/2 |
| | | | Roller | 8.00006.269 | 1 1/4" | 1 15/16" | 3 1/4" | 1" | 3 1/2" | — | 10 1/2 |
| 8" | 3" | 4500 | Delrin | 7.00008.271 | 1" | 1 15/16" | 3 1/4" | 3/4" | 3 1/2" | — | 21 |
| | | | Roller | 7.00008.279 | 1" | 1 15/16" | 3 1/4" | 3/4" | 3 1/2" | — | 21 |
| | | | Roller | 8.00008.279 | 1 1/4" | 1 15/16" | 3 1/4" | 1" | 3 9/16" | — | 21 |
| 10" | 3" | 4500 | Delrin | 7.00010.271 | 1" | 1 15/16" | 3 1/4" | 3/4" | 3 1/2" | — | 30 |
| | | | Roller | 7.00010.279 | 1" | 1 15/16" | 3 1/4" | 3/4" | 3 1/2" | — | 30 |
| | | | Roller | 8.00010.279 | 1 1/4" | 1 15/16" | 3 1/4" | 1" | 3 9/16" | — | 30 |

Wheel Options

- Delrin Bearing Less Bushing: Specify **"WB01B"**.
- 1-Piece Delrin Bearing with Bushing (2" tread width): Specify **"WB11"**.
- 1-Piece Delrin Bearing less Bushing (2" tread width): Specify **"WB11B"**.
- Torrington style with Hytrel retainer (2" tread width): Specify **"WB19"**.
- Roller Bearing less Bushing: Specify **"WB09B"**.
- Roller bearing metal thrust & retainer washers: Specify **"WSR1"**.
- Roller bearing sealed metal retainer washer: Specify **"WSR3"**.
- Pedestal Precision Ball Bearing (PPBB): Available on 1 1/2" and 2" tread width wheels. To order change 9th digit in model number to **"5"** (Example: 5.00006.235). Also available in stainless steel, consult factory.

V-Groove Wheels

Capacity up to 6000 lbs each 5-7 Series



V-Groove wheels are for track or floor operation on inverted angle iron track in production lines. They are also used with hand or conveyor trucks. V-Groove surface and face are machine finished. These wheels handle loads from 800 to 6,000 lbs. per wheel. Designed for floor operation, or for track mounted flush or on top of floors, the wheel gives greater flexibility and better use of available floor space.

Curves and switches may be used in track operation. Wheels are cast with reinforced section at maximum stress points. The type of track layout and casters are dependent upon floor conditions, area, distance and load. Consult your local Colson representative for advice on the proper caster for the most economic and efficient handling of your particular application.

Temperature range: -45°F to +180°F. If metal washers specified: -45°F to +500°F (Roller bearing only).

Finish: Green alkyd enamel.

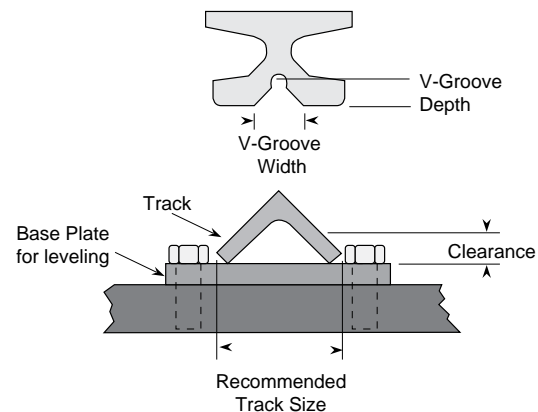
Colson V-Groove Wheels • 5-7 Series • Capacity up to 6000 lbs each

| Wheel Dia. | Tread Width | Capacity Each (Pounds) | Bearing | Wheel Model Number | Wheel | | | Spanner Bushing | | Thread Guard TG1: Metal | Weight (Pounds) |
|------------|-------------|------------------------|---------|--------------------|--------------|-------------------|------------|-----------------|--------|-------------------------|-----------------|
| | | | | | Bearing Bore | Bore Less Bearing | Hub Length | Bore | Length | | |
| 4" | 2" | 800 | Delrin | 5.00004.731 | 3/4" | 13/16" | 23/16" | 1/2" | 27/16" | TG1: 57852.07 | 37/8 |
| | | | Roller | 5.00004.739 | 3/4" | 13/16" | 23/16" | 1/2" | 27/16" | | 37/8 |
| 6" | 2" | 1200 | Delrin | 5.00006.731 | 3/4" | 13/16" | 23/16" | 1/2" | 27/16" | — | 6 1/4 |
| | | | Roller | 5.00006.739 | 3/4" | 13/16" | 23/16" | 1/2" | 27/16" | — | 6 1/4 |
| | 2 1/2" | 2500 | Delrin | 7.00006.761 | 1" | 1 15/16" | 3 1/4" | 3/4" | 3 1/2" | — | 9 1/4 |
| | | | Roller | 7.00006.769 | 1" | 1 15/16" | 3 1/4" | 3/4" | 3 1/2" | — | 9 1/4 |
| 8" | 3" | 6000 | Roller | 7.00006.789* | 1" | 27/16" | 3 1/4" | 3/4" | 3 1/2" | — | 20 |
| | | | Delrin | 7.00008.771 | 1" | 1 15/16" | 3 1/4" | 3/4" | 3 1/2" | — | 13 1/2 |
| 8" | 3" | 2500 | Delrin | 7.00008.771 | 1" | 1 15/16" | 3 1/4" | 3/4" | 3 1/2" | — | 13 1/2 |
| | | | Roller | 7.00008.779 | 1" | 1 15/16" | 3 1/4" | 3/4" | 3 1/2" | — | 13 1/2 |

*The 6" x 3" V-Groove wheel is forged steel. All other models are cast iron.

| Wheel Dia. | Tread Width | V-Groove Width | V-Groove Depth | Recommended Track Size | Clearance |
|------------|-------------|----------------|----------------|------------------------|-----------|
| 4" | 2" | 3/4" | 3/8" | 1 1/2" x 1 1/2" | 13/16" |
| 6" | 2" | 3/4" | 3/8" | 1 1/2" x 1 1/2" | 13/16" |
| | 2 1/2" | 3/4" | 3/8" | 1 1/2" x 1 1/2" | 13/16" |
| | 3" | 13/8" | 11/16" | 2" x 2" | 13/16" |
| 8" | 3" | 3/4" | 3/8" | 2" x 2" | 1 1/16" |

Recommended track size and clearance dimensions are in the chart above. The base plate may be mounted directly to floor or to a cement grouting for leveling track if necessary because of uneven floor conditions.



Wheel Options

- Delrin Bearing Less Bushing: Specify **"WB01B"**.
- 1-Piece Delrin Bearing with Bushing (2" tread width): Specify **"WB11"**.
- 1-Piece Delrin Bearing less Bushing (2" tread width): Specify **"WB11B"**.
- Torrington style with Hytrel retainer (2" tread width): Specify **"WB19"**.
- Roller Bearing less Bushing: Specify **"WB09B"**.
- Roller bearing metal thrust & retainer washers: Specify **"WSR1"**.
- Roller bearing sealed metal retainer washer: Specify **"WSR3"**.
- Pedestal Precision Ball Bearing (PPBB): Available on 2" tread width wheels. To order change ninth digit in model number to **"5"** (Example: 5.00006.735). Also available in stainless steel, consult factory.

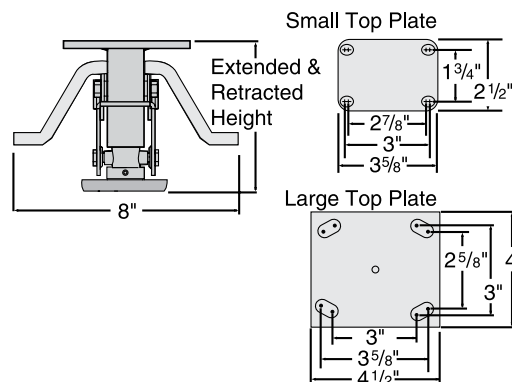
Floor Lock Brakes



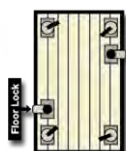
Standard Features

- Heavy duty industrial strength construction
- Foot pedal easily activates lock with foot pressure
- Non-slip, non-skid rubber brake pad holds securely on smooth or irregular floor. Designed for use on level surfaces.
- Durable, high-compression spring for heavy loads
- Conveniently located release bar retracts brake instantly with slight toe pressure to either side of the bar
- Attractive zinc plated finish

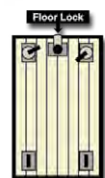
Top Plate Dimensions



Floor Lock Brake Installation



Recommended Floor Lock mounting position using four swivel casters.



Recommended Floor Lock mounting position using two swivel and two rigid casters.

Colson Floor Lock Brakes are designed for use on level surfaces and are not recommended for use on inclined surfaces. It is important to select a floor lock model that clears the floor when retracted. To adapt a floor lock brake to your present equipment, select a model with an extended height 1/16" to 1/4" greater than the overall height of the caster.

Floor Lock Specifications

2 1/2" x 3 5/8" TOP PLATE MODELS (2 & 3 Series Casters)

| MODEL NO. | 9.06002.03 | 9.06253.04 | 9.06002.05 |
|--------------------------------|--|--|-----------------------------------|
| Extended Height A | 4 ¹⁵ / ₁₆ " | 5 ¹⁷ / ₃₂ " | 6 ⁷ / ₃₂ " |
| Retracted Height B | 3 ⁷ / ₈ " | 4 ¹ / ₂ " | 5 ¹¹ / ₆₄ " |
| Top Plate Size | 2 1/2" x 3 5/8" | | |
| Bolt Hole Spacing | 1 3/4" x 2 7/8" to 3" | | |
| Bolt Hole Size | 5/16" Slotted | | |
| Weight | 2 3/4 lbs. | 2 3/4 lbs. | 2 3/4 lbs. |
| Used with Caster Model Numbers | 2.03208 2.03256 3.00308 3.00317 | 2.04208 2.04256 3.00408 3.00417 | 2.05008 2.05256 |

4" x 4 1/2" TOP PLATE MODELS (3, 4 & 6 Series Casters)

| 9.06045.04 | 9.06253.05 | 9.06045.06 | 9.06025.08 |
|-----------------------------------|-----------------------------------|-----------------------------------|-----------------------------------|
| 5 ⁷ / ₈ " | 6 ⁴³ / ₆₄ " | 7 ³ / ₄ " | 9 ²³ / ₃₂ " |
| 4 ¹⁵ / ₁₆ " | 5 ³⁵ / ₆₄ " | 6 ²¹ / ₃₂ " | 8 ⁵ / ₈ " |
| 4" x 4 1/2" | | | |
| 3" x 3" to 2 5/8" x 3 5/8" | | | |
| 3/8" Slotted | | | |
| 3 1/2 lbs. | 4 1/2 lbs. | 4 1/2 lbs. | 4 3/4 lbs. |
| 4.04108 | 3.00508 | 3.00608 | 4.08198 |
| 4.04109 | 3.00517 | 3.00617 | 4.08199 |
| 4.04408 | 4.05108 | 4.06108 | 4.08499 |
| 4.04409 | 4.05109 | 4.06109 | 4.08299 |
| 4.04179 | 4.05408 | 4.06408 | 4.08199 |
| 6.04208 | 4.05409 | 4.06409 | 6.08258 |
| 6.04209 | 4.05179 | 4.06199 | 6.08259 |
| 6.04279 | 6.05208 | 6.06208 | 6.08298 |
| | 6.05209 | 6.06209 | 6.08299 |
| | 6.05279 | 6.06258 | |
| | | 6.06259 | |
| | | 6.06299 | |



Easy to engage.



Easy to disengage.


**Floor Lock
Replacement Pad**
34013.26/79479

Bumpers

Corner / Continuous Bumpers

Grey corner bumpers with matching strip bumpers provide 100% protection to the full perimeter of equipment. Strip bumpers are made with flat steel inserts for permanent attachment. Inserts in strip bumpers are not predrilled. They can be easily cut to size with a hacksaw and drilled as needed.

Temperature Range: -45°F to 180°F



| Model Number | Steel Inserts | Length | | Width | Thickness | Mounting Holes |
|--------------|-----------------------|---|----------------------------------|---------------------------------|---|--|
| | | Long Side | Short Side | | | |
| 06926 | Insert Pre-drilled | 6 ³ / ₁₆ " | 3 ¹ / ₁₆ " | 1 ¹ / ₂ " | 1 ¹ / ₈ "-1 ³ / ₄ " | 2 (1 ⁷ / ₆₄ ") in 6" side 1 (1 ⁷ / ₆₄ ") in 3" side |
| 9.6930* | Insert | Specify (16 ft. max., 1ft. inc.) | | 1 ¹ / ₂ " | 1" | — |
| 66930 | No Insert | Specify (50 ft inc.) | | 1 ¹ / ₂ " | 1" | — |
| 06906 | Insert | 2 ⁵ / ₈ " each side | | 1 ¹ / ₈ " | 1" | 2 (1 ¹³ / ₆₄ ") each side |
| 9.6914* | Insert | Specify (16 ft. max. 1ft. inc.) | | 1 ¹ / ₈ " | 1" | — |
| 66914 | No Insert | Specify (50 ft inc.) | | 1 ¹ / ₈ " | 1" | — |
| 06905 | Insert Pre-drilled | 2 ¹ / ₂ " each side | | 3/4" | 3/4" | 2 (1/8") each side |
| 9.6913* | Insert | Specify (20 ft. max. 1ft. inc.) | | 3/4" | 5/8" | — |
| 66913 | No insert | Specify (50 ft inc.) | | 3/4" | 5/8" | — |

*Strip bumper with insert available in 10, 12, 16 and 20 ft. pre-cut lengths. Consult factory.

End Bumpers

Generally used on the ends of tubular handles. Available in 3¹/₄" and 1³/₄" diameters. Easily attached, they are soft enough to absorb noise and shock and hard enough to wear for years.

| Model Number | Dia. | Hole Dia. | Thickness |
|--------------|---------------------------------|----------------------------------|-----------|
| 06901 | 3 ¹ / ₄ " | 1 ¹ / ₃₂ " | 7/8" |
| 06901.01 | 1 ³ / ₄ " | 9/32" | 1/2" |



Corner Bumpers

A heavy duty bumper with an extra rounded build-up on the apex of the corner where shocks and wear are greatest. Ends are tapered and rounded. Each side is 3" long and 1¹/₈" wide at the base.

| Model Number | Thickness at Corner | Thickness at Ends | Mounting Holes |
|--------------|----------------------------------|-------------------|------------------------|
| 06927 | 1 ⁵ / ₁₆ " | 1" | 2 (3/16") on each side |





Roller Bearing

| Wheel Models | Part Number | Roller Bearing I.D. X O.D. X Length (INCHES) |
|---|-------------|---|
| 2 SERIES 2.00002.319, 2.00003.309 | 52007.93 | $\frac{5}{8} \times 1\frac{9}{16} \times 1\frac{1}{4}$ |
| 3 and 4 SERIES (1 $\frac{1}{2}$ " Tread Width) 1 $\frac{1}{2}$ " Tread Width Wheels With 1 $\frac{5}{8}$ " Hub Length | 55000.05 | $\frac{3}{4} \times 1\frac{3}{16} \times 1\frac{7}{16}$ |
| 4 and 5 SERIES Plastic Cage 2" Tread Width Wheels With 2 $\frac{3}{16}$ " Hub Length | 55000.23 | $\frac{3}{4} \times 1\frac{3}{16} \times 1\frac{7}{8}$ |
| 4 and 5 SERIES Metal Cage 2" Tread Width Wheels With 2 $\frac{3}{16}$ " Hub Length | 32084.30 | $\frac{3}{4} \times 1\frac{3}{16} \times 1\frac{7}{8}$ |
| 6 SERIES 2 $\frac{1}{2}$ " Tread Width Wheels With 2 $\frac{3}{4}$ " Hub Length | 55000.06 | $\frac{3}{4} \times 1\frac{3}{16} \times 2\frac{1}{2}$ |
| 7 SERIES 3" Tread Width Wheels With 3 $\frac{1}{4}$ " Hub Length | 52001.96 | 1 x 1 $\frac{15}{16}$ X 3 |
| 8 SERIES 3" Tread Width Wheels With 3 $\frac{1}{4}$ " Hub Length | 52002.02 | 1 $\frac{1}{4}$ x 1 $\frac{15}{16}$ X 3 |



Precision Ball Bearing for Hand Truck

| Wheel Models | Part Number | Roller Bearing I.D. X O.D. X Length (INCHES) |
|---|----------------------|--|
| 5 Series Hand Truck Wheels All 8x2 Wheels with 1 $\frac{3}{4}$ " & 2" Hub Length Less Bearing | 57703.16 57703.15 | $\frac{3}{4} \times 1\frac{3}{8} \times \frac{7}{16}$ $\frac{5}{8} \times 1\frac{3}{8} \times \frac{7}{16}$ |
| 4 Series Hand Truck Wheels All 8 x 1 $\frac{1}{2}$ " Wheels with 1 $\frac{1}{2}$ " & 1 $\frac{5}{8}$ " Hub Length Less Bearing | 57703.16 57703.15 | $\frac{3}{4} \times 1\frac{3}{8} \times \frac{7}{16}$ $\frac{5}{8} \times 1\frac{3}{8} \times \frac{7}{16}$ |



Bronze Bearing

| Wheel Models | Part Number |
|--|-------------|
| 5 Series Wheels 2" Tread Width Wheels with 1 $\frac{3}{16}$ " bore less bearing and 2 $\frac{3}{16}$ " Hub Length Less Bearing | 52014.96 |

Note I.D. is $\frac{3}{4}$ ". Bronze bearings use standard 5 Series Spanner Bushing (52000.08).



Delrin Bearing

| Wheel Models | Part Number |
|---|-----------------------------|
| 2 SERIES | 52008.48 (2 required) |
| 3, 4, 5 SERIES | 58037.15 (2 required)–White |
| 5 SERIES 2" Tread Width Wheels With 2 $\frac{3}{16}$ " Hub Length | 58037.07 (1-piece) |
| 7 SERIES 3 $\frac{1}{4}$ " Hub Length | 58037.09 (2 required) |
| 8 SERIES | 34023.92 (2 required) |



Pedestal Precision Ball Bearing*

| Wheel Models | Part Number | Roller Bearing I.D. X O.D. X Length (INCHES) |
|---|-------------|---|
| 3 Series 1 $\frac{1}{2}$ " Tread Width Wheels with 1 $\frac{5}{8}$ " Hub Length Less Bearing | 57703.13 | $\frac{3}{8} \times 1\frac{3}{16} \times \frac{15}{16}$ |
| 4 Series 1 $\frac{1}{2}$ " Tread Width Wheels with 1 $\frac{5}{8}$ " Hub Length Less Bearing | 57703.12 | $\frac{1}{2} \times 1\frac{3}{16} \times \frac{15}{16}$ |
| 5 Series 2" Tread Width Wheels with 2 $\frac{3}{16}$ " Hub Length Less Bearing | 57703.11 | $\frac{1}{2} \times 1\frac{3}{16} \times 1\frac{1}{8}$ |

*Available in stainless steel, consult factory.



Torrington-Style Roller Bearing

| Wheel Models | Part Number |
|--|-------------|
| 5 Series 2" Tread Width Wheels with 2 $\frac{3}{16}$ " Hub Length | 55000.22 |

Replacement Parts

Axle Kits



| CASTER SERIES | PART NUMBER | AXLE DIA. X LENGTH (INCHES) |
|---|-------------|------------------------------------|
| 1 SERIES (145 lb cap.)/Less Brake | 05954.36 | $\frac{5}{16} \times 1\frac{1}{2}$ |
| 1 SERIES (145 lb cap.)/With Brake | 05954.07 | $\frac{5}{16} \times 1\frac{5}{8}$ |
| 2 SERIES/Less Brake | 05954.12 | $\frac{3}{8} \times 2\frac{3}{32}$ |
| 2 SERIES/With Zerk Axle and Total Lock Brake | 05954.64 | $\frac{3}{8} \times 2\frac{3}{16}$ |
| 2 SERIES/With Zerk Axle Less Brake | 05954.69 | $\frac{3}{8} \times 2\frac{3}{32}$ |
| 3 SERIES/Less Brake | 05225.52 | $\frac{3}{8} \times 2\frac{1}{2}$ |
| 3 SERIES/With Zerk Axle | 05954.65 | $\frac{3}{8} \times 2\frac{1}{2}$ |
| 3 SERIES/With Brake | 05954.63 | $\frac{3}{8} \times 2\frac{3}{4}$ |
| 4 SERIES/2 $\frac{1}{2}$ " Leg Spacing | 05953.76 | $\frac{1}{2} \times 3\frac{3}{8}$ |
| 4 SERIES/With Metal Brake | 05944.20 | $\frac{1}{2} \times 3\frac{9}{16}$ |
| 4 SERIES/With TECH-LOCK Brake | 05944.20 | $\frac{1}{2} \times 3\frac{9}{16}$ |
| 4 Series Stainless Steel | 05214.22 | $\frac{1}{2} \times 3\frac{3}{8}$ |
| 4 Series Stainless Steel/With Brake | 05214.23 | $\frac{1}{2} \times 3\frac{5}{8}$ |
| 6 SERIES/2 $\frac{1}{2}$ " Leg Spacing | 05953.76 | $\frac{1}{2} \times 3\frac{3}{8}$ |
| 6 SERIES/2 $\frac{1}{2}$ " Leg Spacing With Brake | 05944.20 | $\frac{1}{2} \times 3\frac{9}{16}$ |
| 6 SERIES/3" Leg Spacing | 05954.44 | $\frac{1}{2} \times 4$ |
| 7 SERIES | 05960.07 | $\frac{3}{4} \times 4\frac{3}{4}$ |
| 7 SERIES/7.04609 Only | 05953.84 | $1 \times 6\frac{1}{2}$ |
| 8 SERIES | 05960.07 | $\frac{3}{4} \times 4\frac{3}{4}$ |

Retainer Washers



Note O.D. is smaller than Thrust Washer, but I.D. the same



Combination seal(thrust)/retainer

| WHEEL MODELS | PART # | I.D. X O.D. X THICKNESS (INCHES) | TO BE USED WITH ROLLER BEARING NO. |
|----------------|---|--|------------------------------------|
| 2 SERIES | 52008.61 | $\frac{21}{32} \times 1\frac{1}{16} \times \frac{3}{32}$ | 52007.93 |
| 3 & 4 SERIES | 50116.03 (Combination seal/retainer) | $\frac{3}{4} \times 1\frac{1}{2} \times \frac{3}{16}$ | 55000.05 |
| 5 SERIES | 50116.03 (Combination seal/retainer) | $\frac{3}{4} \times 1\frac{1}{2} \times \frac{7}{32}$ | 55000.23 |
| 6 SERIES | 50116.03 | $\frac{3}{4} \times 1\frac{1}{2} \times \frac{3}{16}$ | 55000.06 |
| 3,4,5,6 SERIES | 52006.79 (Metal) | $\frac{3}{4} \times 1\frac{3}{16} \times \frac{1}{8}$ | All Roller |
| 7 SERIES | 52005.70 5953.62 (Sealed) | $1\frac{1}{32} \times 1\frac{15}{16} \times \frac{1}{8}$ $1 \times 1\frac{15}{16} \times \frac{1}{8}$ | 52001.96 52001.96 |
| | 52005.87 | $1\frac{1}{4} \times 2\frac{7}{16} \times \frac{7}{64}$ | 52001.97 |
| 8 SERIES | 52005.69 | $1\frac{9}{32} \times 1\frac{15}{16} \times \frac{1}{8}$ | 52002.02 |

Floor Lock Replacement Pad



MODEL #: 34013.26 / 79479

Spanner Bushings



| WHEEL MODELS | PART NUMBER | SPANNER BUSHING I.D. X O.D. X LENGTH (INCHES) |
|--|----------------------------------|---|
| 1 SERIES 441 & 53 Wheels | 58020.04 | $\frac{5}{16} \times \frac{7}{16} \times 1\frac{7}{64}$ |
| 2 SERIES 12 Wheels 309, 319 Wheels All Delrin Bearing Models | 57442 57206 52008.43 | $\frac{3}{8} \times \frac{5}{8} \times 1\frac{1}{2}$ $\frac{3}{8} \times \frac{5}{8} \times 1\frac{17}{32}$ $\frac{3}{8} \times 1\frac{1}{2} \times 1\frac{1}{2}$ |
| 3 SERIES All Roller and Delrin Bearing Wheels 1 $\frac{1}{8}$ " Hub Length Wheels | 55000.17 55000.18 | $\frac{3}{8} \times \frac{3}{4} \times 1\frac{1}{8}$ $\frac{5}{8} \times \frac{3}{4} \times 1\frac{1}{8}$ |
| 4, 5, 6 SERIES 1 $\frac{1}{2}$ " tread width Roller and Delrin Wheels All Roller and Delrin Bearing Wheels 2 $\frac{1}{16}$ " Hub Length Wheels | 55000.04 52000.08 55000.19 | $\frac{1}{2} \times \frac{3}{4} \times 1\frac{1}{8}$ $\frac{1}{2} \times \frac{3}{4} \times 2\frac{1}{16}$ $\frac{5}{8} \times \frac{3}{4} \times 2\frac{1}{16}$ |
| 6 SERIES All Roller Bearing Wheels with 2 $\frac{1}{4}$ " Hub Length | 55000.27 | $\frac{1}{2} \times \frac{3}{4} \times 3$ |
| 7 SERIES All Roller and Delrin Bearing Wheels | 52001.61 | $\frac{3}{4} \times 1 \times 3\frac{1}{2}$ |
| 8 SERIES All 3 $\frac{1}{4}$ " Hub Length Roller Bearing Wheels | 52001.62 | $1 \times 1\frac{1}{4} \times 3\frac{3}{16}$ |

Thrust Washers



Note O.D. is larger than retainer washer, but I.D. the same

| WHEEL MODELS | PART NUMBER | THRUST WASHER I.D. X O.D. X THICK-NESS (INCHES) |
|---|----------------------|---|
| 4 SERIES (1 $\frac{1}{2}$ " Tread Width) All Sealed 1 $\frac{1}{2}$ " Tread Width Roller Bearing Wheels | 50116.03 | $\frac{3}{4} \times 1\frac{1}{2} \times \frac{3}{16}$ |
| 4, 5, 6 SERIES All Roller Bearing Wheels | 50116.03 | $\frac{3}{4} \times 1\frac{1}{2} \times \frac{3}{16}$ |
| 4, 5, 6 SERIES All Roller Bearing and Plain Bore Wheels | 52000.09 | $2\frac{5}{32} \times 1\frac{1}{2} \times \frac{3}{32}$ |
| 4 SERIES 1 $\frac{1}{2}$ " TREAD WHEELS Spacer to be used with 2 $\frac{1}{2}$ " Forks | 57030.66 | $\frac{3}{4} \times 1\frac{1}{16} \times \frac{9}{32}$ |
| 4, 5, 6 SERIES Spacer to be used with 2-1 $\frac{1}{2}$ " Forks in High Temp Applications | 57030.71 | $2\frac{5}{32} \times 1\frac{1}{16} \times \frac{9}{32}$ |
| 6 SERIES All Roller Bearing Wheels with 2 $\frac{1}{4}$ " Hub Length | 50116.03 | $\frac{3}{4} \times 1\frac{1}{2} \times \frac{3}{16}$ |
| 7 SERIES 4" Diameter Roller Bearing Wheels All Roller & Delrin Bearing Wheels | 52005.89 52005.88 | $1\frac{1}{4} \times 3\frac{1}{16} \times \frac{7}{64}$ $1 \times 2\frac{1}{16} \times \frac{5}{64}$ |
| 8 SERIES All 3 $\frac{1}{4}$ " Hub Length Roller Bearing Wheels | 52005.87 | $1\frac{1}{4} \times 2\frac{1}{16} \times \frac{7}{64}$ |

Wheel / Thread Guard Availability Chart

Wheel
Model Number

Mounting Code/
Description

Thread Guard
Part Number

Performa (flat/grey)

| | | |
|-------------|--------------|----------|
| 1.00003.441 | TG1: metal | 57852.03 |
| 2.00003.441 | TG1: metal | 57854.01 |
| | TG2: plastic | 57852.39 |
| 2.00003.445 | TG1: metal | 57854.01 |
| | TG2: plastic | 57852.39 |
| 2.00004.441 | TG1: metal | 57854.01 |
| 2.00004.445 | TG1: metal | 57854.01 |
| | TG2: plastic | 57866.03 |
| 2.00005.441 | TG1: metal | 57852.43 |
| | TG2: plastic | 57852.43 |
| 2.00005.445 | TG1: metal | 57866.03 |
| | TG2: plastic | 57852.43 |
| 5.00005.451 | TG1: metal | 57852.35 |
| | TG2: plastic | 57852.34 |
| 5.00005.459 | TG1: metal | 57852.35 |
| | TG2: plastic | 57852.34 |
| 5.00005.455 | TG1: metal | 57852.35 |
| | TG2: plastic | 57852.34 |
| 5.00006.451 | TG1: metal | 59042.07 |
| | TG2: plastic | 57852.29 |
| 5.00006.459 | TG1: metal | 59042.07 |
| | TG2: plastic | 57852.29 |
| 5.00006.455 | TG1: metal | 59042.07 |
| | TG2: plastic | 57852.29 |
| 5.00008.451 | TG1: metal | 57852.04 |
| | TG2: plastic | 57852.30 |
| 5.00008.459 | TG1: metal | 57852.04 |
| | TG2: plastic | 57852.30 |
| 5.00008.455 | TG1: metal | 57852.04 |
| | TG2: plastic | 57852.30 |

Performa (round/grey)

| | | |
|-------------|--------------|----------|
| 2.00005.561 | TG1: metal | 57854.01 |
| 5.00006.551 | TG1: metal | 59042.07 |
| | TG2: plastic | 57852.29 |
| 5.00006.559 | TG1: metal | 59042.07 |
| | TG2: plastic | 57852.29 |
| 5.00006.555 | TG1: metal | 59042.07 |
| | TG2: plastic | 57852.29 |
| 5.00008.551 | TG1: metal | 57852.04 |
| | TG2: plastic | 57852.30 |
| 5.00008.559 | TG1: metal | 57852.04 |
| | TG2: plastic | 57852.30 |
| 5.00008.555 | TG1: metal | 57852.04 |
| | TG2: plastic | 57852.30 |

Performa (flat/black)

| | | |
|---------------|--------------|----------|
| 5.00005.451.2 | TG1: metal | 57852.35 |
| | TG2: plastic | 57852.34 |
| 5.00005.459.2 | TG1: metal | 57852.35 |
| | TG2: plastic | 57852.34 |
| 5.00005.455.2 | TG1: metal | 57852.35 |
| | TG2: plastic | 57852.35 |
| 5.00006.451.2 | TG1: metal | 59042.07 |
| | TG2: plastic | 57852.29 |
| 5.00006.459.2 | TG1: metal | 59042.07 |
| | TG2: plastic | 57852.29 |
| 5.00006.455.2 | TG1: metal | 59042.07 |
| | TG2: plastic | 57852.29 |
| 5.00008.451.2 | TG1: metal | 57852.04 |
| | TG2: plastic | 57852.30 |
| 5.00008.459.2 | TG1: metal | 57852.04 |
| | TG2: plastic | 57852.30 |
| 5.00008.455.2 | TG1: metal | 57852.04 |
| | TG2: plastic | 57852.30 |

Trans-forma (Flat)

| | | |
|-------------|------------|----------|
| 5.00004.4E1 | TG1: metal | 57852.12 |
| 5.00004.4E5 | TG1: metal | 57852.12 |
| 5.00004.4E9 | TG1: metal | 57852.12 |
| 5.00004.4E6 | TG1: metal | 57852.12 |
| 5.00005.4E1 | TG1: metal | 52007.94 |
| 5.00005.4E5 | TG1: metal | 52007.94 |
| 5.00005.4E9 | TG1: metal | 52007.94 |
| 5.00005.4E6 | TG1: metal | 52007.94 |
| 5.00006.4E1 | TG1: metal | 57852.45 |
| 5.00006.4E5 | TG1: metal | 57852.45 |
| 5.00006.4E9 | TG1: metal | 57852.45 |
| 5.00006.4E6 | TG1: metal | 57852.45 |

Trans-forma (Round)

| | | |
|-------------|------------|----------|
| 5.00006.5E1 | TG1: metal | 57852.45 |
| 5.00006.5E5 | TG1: metal | 57852.45 |
| 5.00006.5E9 | TG1: metal | 57852.45 |
| 5.00006.5E6 | TG1: metal | 57852.45 |

Trans-forma LT (Flat)

| | | |
|-------------|------------|----------|
| 5.00004.4B1 | TG1: metal | 57852.12 |
| 5.00004.4B5 | TG1: metal | 57852.12 |
| 5.00004.4B9 | TG1: metal | 57852.12 |
| 5.00004.4B6 | TG1: metal | 57852.12 |
| 5.00005.4B1 | TG1: metal | 52007.94 |
| 5.00005.4B5 | TG1: metal | 52007.94 |
| 5.00005.4B9 | TG1: metal | 52007.94 |
| 5.00005.4B6 | TG1: metal | 52007.94 |
| 5.00006.4B1 | TG1: metal | 57852.45 |
| 5.00006.4B5 | TG1: metal | 57852.45 |
| 5.00006.4B9 | TG1: metal | 57852.45 |
| 5.00006.4B6 | TG1: metal | 57852.45 |

Wheel
Model Number

Mounting Code/
Description

Thread Guard
Part Number

Trans-forma LT (Round)

| | | |
|-------------|------------|----------|
| 5.00006.5B1 | TG1: metal | 57852.45 |
| 5.00006.5B5 | TG1: metal | 57852.45 |
| 5.00006.5B9 | TG1: metal | 57852.45 |
| 5.00006.5B6 | TG1: metal | 57852.45 |

Trans-forma HD (Flat)

| | | |
|-------------|------------|----------|
| 5.00004.4F1 | TG1: metal | 57852.12 |
| 5.00004.4F5 | TG1: metal | 57852.12 |
| 5.00004.4F9 | TG1: metal | 57852.12 |
| 5.00004.4F6 | TG1: metal | 57852.12 |
| 5.00005.4F1 | TG1: metal | 52007.94 |
| 5.00005.4F5 | TG1: metal | 52007.94 |
| 5.00005.4F9 | TG1: metal | 52007.94 |
| 5.00005.4F6 | TG1: metal | 52007.94 |
| 5.00006.4F1 | TG1: metal | 57852.45 |
| 5.00006.4F5 | TG1: metal | 57852.45 |
| 5.00006.4F9 | TG1: metal | 57852.45 |
| 5.00006.4F6 | TG1: metal | 57852.45 |

Trans-forma HD (Round)

| | | |
|-------------|------------|----------|
| 5.00006.5F1 | TG1: metal | 57852.45 |
| 5.00006.5F5 | TG1: metal | 57852.45 |
| 5.00006.5F9 | TG1: metal | 57852.45 |
| 5.00006.5F6 | TG1: metal | 57852.45 |

Polyurethane HI-TECH Wheels

| | | |
|-------------|--------------|----------|
| 1.00003.91 | TG1: metal | 57852.03 |
| 2.00002.91 | TG1: metal | 57852 |
| 2.00002.95 | TG1: metal | 57852 |
| 2.00003.91 | TG1: metal | 57854.01 |
| 2.00003.95 | TG1: metal | 57854.01 |
| 2.00004.91 | TG1: metal | 57854.01 |
| 2.00004.95 | TG1: metal | 57854.01 |
| 2.00005.91 | TG1: metal | 57866.03 |
| | TG2: plastic | 57852.43 |
| 2.00005.95 | TG1: metal | 57866.03 |
| | TG2: plastic | 57852.43 |
| 3.00004.909 | TG1: metal | 57852.22 |
| 3.00005.909 | TG1: metal | 57852.10 |
| 3.00006.901 | TG1: metal | 57852.08 |
| 4.00004.911 | TG1: metal | 57852.23 |
| 4.00004.919 | TG1: metal | 57852.23 |
| 4.00005.911 | TG1: metal | 57852.11 |
| 4.00005.919 | TG1: metal | 57852.11 |
| 4.00006.911 | TG1: metal | 52001.86 |
| 4.00006.919 | TG1: metal | 52001.86 |
| 4.00008.911 | TG1: metal | 57852.05 |
| 4.00008.919 | TG1: metal | 57852.05 |
| 5.00004.921 | TG1: metal | 57852.23 |
| 5.00004.929 | TG1: metal | 57852.23 |
| 5.00005.921 | TG1: metal | 57852.11 |
| 5.00005.929 | TG1: metal | 57852.11 |
| 5.00006.921 | TG1: metal | 52001.86 |
| 5.00006.929 | TG1: metal | 52001.86 |
| 5.00008.921 | TG1: metal | 57852.04 |
| 5.00008.929 | TG1: metal | 57852.04 |

Maxim

| | | |
|-------------|------------|----------|
| 5.00005.531 | TG1: metal | 57852.45 |
| 5.00005.539 | TG1: metal | 57852.45 |
| 5.00006.531 | TG1: metal | 57852.46 |
| 5.00006.539 | TG1: metal | 57852.46 |

Moldon Polyurethane Aluminum Core

| | | |
|-------------|------------|----------|
| 5.00005.931 | TG1: metal | 57866.01 |
| 5.00005.939 | TG1: metal | 57866.01 |
| 5.00006.931 | TG1: metal | 57551.05 |
| 5.00006.939 | TG1: metal | 57551.05 |
| 5.00008.931 | TG1: metal | 57852.20 |
| 5.00008.939 | TG1: metal | 57852.20 |

Polyolefin Wheels

| | | |
|-------------|--------------|----------|
| 1.00003.53 | TG1: metal | 57852.03 |
| 2.00002.53 | TG1: metal | 57852 |
| 2.00002.55 | TG1: metal | 57852 |
| 2.00003.53 | TG1: metal | 57854.01 |
| 2.00003.55 | TG1: metal | 57854.01 |
| 2.00004.53 | TG1: metal | 57854.01 |
| 2.00004.55 | TG1: metal | 57854.01 |
| 2.00005.53 | TG1: metal | 57866.03 |
| | TG2: plastic | 57852.43 |
| 2.00005.55 | TG1: metal | 57866.03 |
| | TG2: plastic | 57852.43 |
| 3.00003.801 | TG1: metal | 52250.62 |
| 3.00003.809 | TG1: metal | 52250.62 |
| 3.00004.801 | TG1: metal | 57852.06 |
| 3.00004.809 | TG1: metal | 57852.06 |
| 3.00005.801 | TG1: metal | 57866 |
| 3.00005.809 | TG1: metal | 57866 |
| 3.00006.801 | TG1: metal | 52250.56 |
| 3.00006.809 | TG1: metal | 52250.56 |
| 4.00003.811 | TG1: metal | 57852.12 |
| 4.00003.819 | TG1: metal | 57852.12 |
| 4.00004.811 | TG1: metal | 57852.07 |
| 4.00004.819 | TG1: metal | 57852.07 |
| 4.00005.811 | TG1: metal | 57866.01 |
| 4.00005.819 | TG1: metal | 57866.01 |

Wheel
Model Number

Mounting Code/
Description

Thread Guard
Part Number

| | | |
|-------------|------------|----------|
| 4.00006.811 | TG1: metal | 57551.05 |
| 4.00006.819 | TG1: metal | 57551.05 |
| 5.00004.831 | TG1: metal | 57852.07 |
| 5.00004.839 | TG1: metal | 57852.07 |
| 5.00005.831 | TG1: metal | 57866.01 |
| 5.00005.839 | TG1: metal | 57866.01 |
| 5.00006.831 | TG1: metal | 57551.05 |
| 5.00006.839 | TG1: metal | 57551.05 |
| 5.00008.831 | TG1: metal | 57852.20 |
| 5.00008.839 | TG1: metal | 57852.20 |

Endura Wheels

| | | |
|----------------|------------|----------|
| 5.00004.831 EN | TG1: metal | 57852.07 |
| 5.00004.839 EN | TG1: metal | 57852.07 |
| 5.00004.835 EN | TG1: metal | 57852.07 |
| 5.00005.831 EN | TG1: metal | 52007.94 |
| 5.00005.839 EN | TG1: metal | 52007.94 |
| 5.00005.835 EN | TG1: metal | 52007.94 |
| 5.00006.831 EN | TG1: metal | 57551.05 |
| 5.00006.839 EN | TG1: metal | 57551.05 |
| 5.00006.835 EN | TG1: metal | 57551.05 |
| 5.00008.831 EN | TG1: metal | 57852.20 |
| 5.00008.839 EN | TG1: metal | 57852.20 |
| 5.00008.835 EN | TG1: metal | 57852.20 |

Phenolic Wheels

| | | |
|-------------|------------|----------|
| 3.00004.301 | TG1: metal | 57852.10 |
| 3.00004.305 | TG1: metal | 57852.10 |
| 3.00004.309 | TG1: metal | 57852.10 |
| 3.00005.301 | TG1: metal | 57852.08 |
| 3.00005.305 | TG1: metal | 57852.08 |
| 3.00005.309 | TG1: metal | 57852.08 |
| 3.00006.301 | TG1: metal | 52250.56 |
| 3.00006.305 | TG1: metal | 52250.56 |
| 3.00006.309 | TG1: metal | 52250.56 |
| 4.00004.311 | TG1: metal | 57852.11 |
| 4.00004.315 | TG1: metal | 57852.11 |
| 4.00004.319 | TG1: metal | 57852.11 |
| 4.00005.311 | TG1: metal | 52001.86 |
| 4.00005.315 | TG1: metal | 52001.86 |
| 4.00005.319 | TG1: metal | 52001.86 |
| 4.00006.311 | TG1: metal | 57551.05 |
| 4.00006.315 | TG1: metal | 57551.05 |
| 4.00006.319 | TG1: metal | 57551.05 |
| 5.00004.331 | TG1: metal | 59042.06 |
| 5.00004.339 | TG1: metal | 59042.06 |
| 5.00005.331 | TG1: metal | 52007.94 |
| 5.00005.339 | TG1: metal | 52007.94 |
| 5.00006.331 | TG1: metal | 52001.86 |
| 5.00006.339 | TG1: metal | 52001.86 |
| 5.00008.331 | TG1: metal | 57852.05 |
| 5.00008.339 | TG1: metal | 57852.05 |

Cast Iron Wheels

| | | |
|-------------|------------|----------|
| 2.00002.12 | TG1: metal | 57854.01 |
| 2.00005.12 | TG1: metal | 57551.02 |
| 3.00003.101 | TG1: metal | 52250.62 |
| 3.00003.109 | TG1: metal | 52250.62 |
| 3.00005.101 | TG1: metal | 52250.56 |
| 3.00005.109 | TG1: metal | 52250.56 |
| 3.00006.101 | TG1: metal | 57852.16 |
| 3.00006.109 | TG1: metal | 57852.16 |
| 4.00003.111 | TG1: metal | 57852.12 |
| 4.00003.119 | TG1: metal | 57852.12 |
| 4.00004.111 | TG1: metal | 52007.94 |
| 4.00004.119 | TG1: metal | 52007.94 |
| 4.00005.111 | TG1: metal | 57551.05 |
| 4.00005.119 | TG1: metal | 57551.05 |
| 4.00006.111 | TG1: metal | 57852.04 |
| 4.00006.119 | TG1: metal | 57852.04 |
| 5.00004.131 | TG1: metal | 52007.94 |
| 5.00004.139 | TG1: metal | 52007.94 |
| 5.00005.131 | TG1: metal | 57551.05 |
| 5.00005.139 | TG1: metal | 57551.05 |

Forged Steel Wheels

| | | |
|-------------|------------|----------|
| 5.00005.231 | TG1: metal | 57551.05 |
| 5.00005.239 | TG1: metal | 57551.05 |

V-Groove Wheels

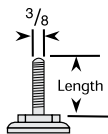
| | | |
|-------------|------------|----------|
| 5.00004.731 | TG1: metal | 57852.07 |
| 5.00004.739 | TG1: metal | 57852.07 |

Stem Mounting Options

1 Series Straight Thread Stem

Up to 75 lbs models 3/8" dia., -16NC x 1-1/4" long threaded 1-1/8". Up to 145 lbs models are 3/8" dia., -16NC x 1-1/2" long.

MTG1 option is 24NF x 11/16" long.



1 Series Grip Ring Stem

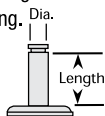
Spring grip on top of stem holds caster firmly in place.

Up to 75 lbs models have 3 options.

MTG1: 3/8" dia. 1-9/16" long.

MTG2: 7/16" x 1-9/16" long.

MTG50: 7/16" x 1" long.



2 Series Grip Ring Stem

Spring grip on top of stem holds caster firmly in place. All stem lengths are 2-3/16". Standard is 5/8 dia.

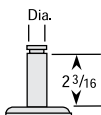
MTG5: 3/4" dia.

MTG6: 13/16" dia.

MTG7: 27/32" dia.

MTG8: 7/8" dia.

MTG9: 1" dia.

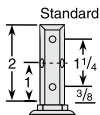


1 Series Square Stem

Stems may be bolted or riveted against any flat vertical surface.

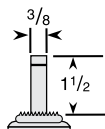
Standard: 3/4" square

MTG1: 7/8" square, 1 Mtg. hole 17/64" dia., 2" long.



1 Series Wood Furniture Stem

Accepts 3/8" diameter hole approx. 1-5/8" deep.



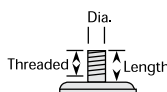
2 Series Straight Thread Stem

The 7/16" hex nut beneath the lower raceway makes it fast and easy to install these casters on a wide variety of equipment.

Standard mounting is

MTG53: 1/2" dia., -13NC x

1-1/2" long threaded 1-3/8"



Up to 145 lbs models have 2 options.

MTG2: 7/16" x 1-1/2" long.

MTG52: 7/16" x 1-29/32"

Plastic Adapter Options

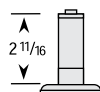
Available on up to 145lbs models only. Requires **MTG51** Grip Ring.

Snap easily in place to reduce damage to equipment tubing. Plastic adapters are non-conductive.

1 & 2 Series Expanding Adapter Stem

Turning of hex nut beneath lower raceway expands rubber adapter inside round or square tubing for a tight permanent fit.

See chart at right for options.



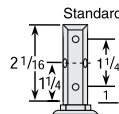
2 Series Square Stem

Stems may be bolted or riveted against any flat vertical surface.

Standard: 3/4" square, 2-1/16" long, 3 Mtg. hole 17/64" dia.

MTG1: 7/8" square, 2-3/16" long, 1 Mtg. hole 17/64" dia.

MTG3: (Oct. Stem) 3/4"



Options

MTG10: 1/2"-13UNC x 3/4" long

MTG12: 1/2"-13UNC x 1" long

MTG13: 5/8"-11UNC x 1-3/4" long

MTG14: 5/8"-18UNF x 1-3/4" long

MTG15: 3/4"-10UNC x 1-3/4" long

MTG50: 1/2"-20UNF x 1-1/2" long

Plastic Adapter Specs

MTG53: Fits 7/8" x 18 ga. wall round tubing or any I.D. from 3/4" to 51/64"

MTG55: Fits 1" x 14 ga. wall round tubing or any I.D. from 53/64" to 55/64"

MTG56: Fits 1" x 16 ga. wall round tubing or an I.D. from 57/64" to 29/32"

| Inside Diameter of Tube | Mounting Code Numbers | |
|-------------------------|-----------------------|---------------|
| | Round Tubing | Square Tubing |
| 3/4" - 13/16" | MTG40 | — |
| 7/8" - 15/16" | MTG41 | MTG51 |
| 1" - 1-1/16" | MTG42 | MTG52 |
| 1-1/8" - 1-3/16" | MTG43 | MTG53 |
| 1-1/4" - 1-5/16" | MTG44 | MTG54 |
| 1-3/8" - 1-7/16" | MTG45 | MTG55 |
| 1-1/2" - 1-9/16" | MTG46 | — |
| 1-5/8" - 1-11/16" | MTG47 | — |

Stems are 2-11/16" long. Stem size less adapter 1/2" - 13NC x 2-11/16".

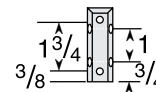
Note: To order Expanding Adapter Stem Kit only, specify "05502." plus the MTG extension (Example: 05502.40).

3 Series Square Stem

Stems may be bolted or riveted against any flat vertical surface.

Standard: (**MTG31**) Four 17/64" dia.

holes are drilled into stem. Two per side. 7/8" square, 2-1/2" long.



3 Series Round Stem

Lengths are 2-1/2".

MTG7: 3/4" dia.

MTG9: 7/8" dia.

MTG11: 1" dia.

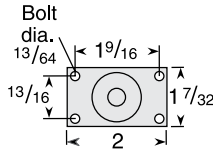


1 Series

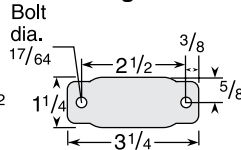
UP TO 75 lbs CAPACITY

Small Top Plate

Swivel

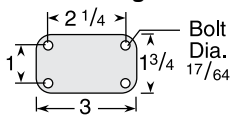


Rigid



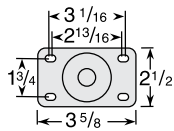
Large Top Plate

Swivel & Rigid

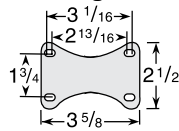


UP TO 145 lbs CAPACITY

Swivel



Rigid

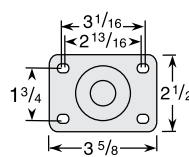


2 Series

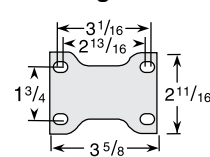
UP TO 325 lbs CAPACITY

Standard Top Plate

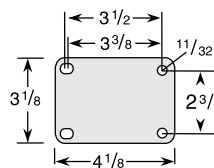
Swivel



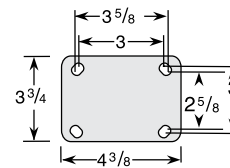
Rigid



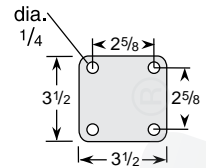
59 Option Swivel



27 Option Swivel



35 Option Swivel

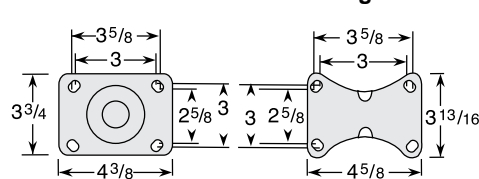


3 Series

UP TO 400 lbs CAPACITY

Standard Top Plate

Swivel



Rigid

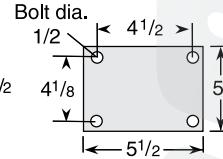
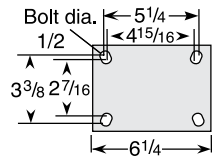
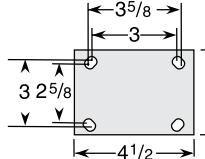
4 Series

UP TO 1400 lbs CAPACITY

Standard Top Plate

2 Top Plate

4 Top Plate



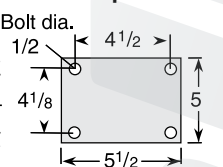
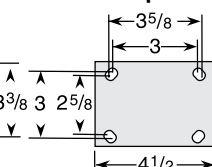
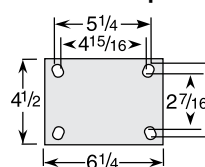
6 Series

UP TO 1500 lbs CAPACITY

Standard Top Plate

1 Top Plate

4 Top Plate



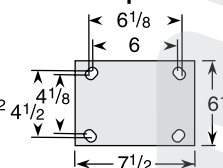
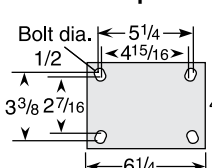
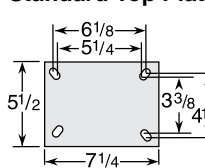
7 & 8 Series ENFORCER

UP TO 6000 lbs CAPACITY

Standard Top Plate

2 Top Plate

3 Top Plate





| INCHES | INCHES DECIMAL | MILLIMETERS |
|--------|----------------|-------------|
| 1/64 | .0156 | 0.397 |
| 1/32 | .0313 | 0.794 |
| 3/64 | .0469 | 1.191 |
| 1/16 | .0625 | 1.588 |
| 5/64 | .0781 | 1.984 |
| 3/32 | .0938 | 2.381 |
| 7/64 | .1094 | 2.778 |
| 1/8 | .1250 | 3.175 |
| 9/64 | .1406 | 3.572 |
| 5/32 | .1563 | 3.969 |
| 11/64 | .1719 | 4.366 |
| 3/16 | .1875 | 4.763 |
| 13/64 | .2031 | 5.159 |
| 7/32 | .2188 | 5.556 |
| 15/64 | .2344 | 5.953 |
| 1/4 | .2500 | 6.350 |
| 17/64 | .2656 | 6.747 |
| 9/32 | .2813 | 7.144 |
| 19/64 | .2969 | 7.541 |
| 5/16 | .3125 | 7.938 |
| 21/64 | .3281 | 8.334 |
| 11/32 | .3438 | 8.731 |
| 23/64 | .3594 | 9.128 |
| 3/8 | .3750 | 9.525 |
| 25/64 | .3906 | 9.922 |
| 13/32 | .4063 | 10.319 |
| 27/64 | .4219 | 10.716 |
| 7/16 | .4375 | 11.113 |
| 29/64 | .4531 | 11.509 |
| 15/32 | .4688 | 11.906 |
| 31/64 | .4844 | 12.303 |
| 1/2 | .5000 | 12.700 |
| 33/64 | .5156 | 13.097 |
| 17/32 | .5313 | 13.494 |
| 35/64 | .5469 | 13.891 |
| 9/16 | .5625 | 14.288 |
| 37/64 | .5781 | 14.684 |
| 19/32 | .5938 | 15.081 |
| 39/64 | .6094 | 15.478 |
| 5/8 | .6250 | 15.875 |

| INCHES | INCHES DECIMAL | MILLIMETERS |
|--------|----------------|-------------|
| 41/64 | .6406 | 16.272 |
| 21/32 | .6563 | 16.669 |
| 43/64 | .6719 | 17.066 |
| 11/16 | .6875 | 17.463 |
| 45/64 | .7031 | 17.859 |
| 23/32 | .7188 | 18.256 |
| 47/64 | .7344 | 18.653 |
| 3/4 | .7500 | 19.050 |
| 49/64 | .7656 | 19.447 |
| 25/32 | .7813 | 19.844 |
| 51/64 | .7969 | 20.241 |
| 13/16 | .8125 | 20.638 |
| 53/64 | .8281 | 21.034 |
| 27/32 | .8438 | 21.431 |
| 55/64 | .8594 | 21.828 |
| 7/8 | .8750 | 22.225 |
| 57/64 | .8906 | 22.622 |
| 29/32 | .9063 | 23.019 |
| 59/64 | .9219 | 23.416 |
| 15/16 | .9375 | 23.813 |
| 61/64 | .9531 | 24.209 |
| 31/32 | .9688 | 24.606 |
| 63/64 | .9844 | 25.003 |
| 1 | 1.0000 | 25.400 |
| 2 | 2.0000 | 50.800 |
| 3 | 3.0000 | 76.200 |
| 4 | 4.0000 | 101.600 |
| 5 | 5.0000 | 127.000 |
| 6 | 6.0000 | 152.400 |
| 7 | 7.0000 | 177.800 |
| 8 | 8.0000 | 203.200 |
| 9 | 9.0000 | 228.600 |
| 10 | 10.0000 | 254.000 |
| 11 | 11.0000 | 279.400 |
| 12 | 12.0000 | 304.800 |
| 13 | 13.0000 | 330.200 |
| 14 | 14.0000 | 355.600 |
| 15 | 15.0000 | 381.000 |
| 16 | 16.0000 | 406.400 |
| 17 | 17.0000 | 431.800 |

To convert pounds to kilograms use the following formula:

$$\text{Kilograms} = \text{Pounds} \div 2.2046$$

encore®

| INCHES | INCHES DECIMAL | MILLIMETERS |
|--------|----------------|-------------|
| 1/64 | .0156 | 0.397 |
| 1/32 | .0313 | 0.794 |
| 3/64 | .0469 | 1.191 |
| 1/16 | .0625 | 1.588 |
| 5/64 | .0781 | 1.984 |
| 3/32 | .0938 | 2.381 |
| 7/64 | .1094 | 2.778 |
| 1/8 | .1250 | 3.175 |
| 9/64 | .1406 | 3.572 |
| 5/32 | .1563 | 3.969 |
| 11/64 | .1719 | 4.366 |
| 3/16 | .1875 | 4.763 |
| 13/64 | .2031 | 5.159 |
| 7/32 | .2188 | 5.556 |
| 15/64 | .2344 | 5.953 |
| 1/4 | .2500 | 6.350 |
| 17/64 | .2656 | 6.747 |
| 9/32 | .2813 | 7.144 |
| 19/64 | .2969 | 7.541 |
| 5/16 | .3125 | 7.938 |
| 21/64 | .3281 | 8.334 |
| 11/32 | .3438 | 8.731 |
| 23/64 | .3594 | 9.128 |
| 3/8 | .3750 | 9.525 |
| 25/64 | .3906 | 9.922 |
| 13/32 | .4063 | 10.319 |
| 27/64 | .4219 | 10.716 |
| 7/16 | .4375 | 11.113 |
| 29/64 | .4531 | 11.509 |
| 15/32 | .4688 | 11.906 |
| 31/64 | .4844 | 12.303 |
| 1/2 | .5000 | 12.700 |
| 33/64 | .5156 | 13.097 |
| 17/32 | .5313 | 13.494 |
| 35/64 | .5469 | 13.891 |
| 9/16 | .5625 | 14.288 |
| 37/64 | .5781 | 14.684 |
| 19/32 | .5938 | 15.081 |
| 39/64 | .6094 | 15.478 |
| 5/8 | .6250 | 15.875 |

| INCHES | INCHES DECIMAL | MILLIMETERS |
|--------|----------------|-------------|
| 41/64 | .6406 | 16.272 |
| 21/32 | .6563 | 16.669 |
| 43/64 | .6719 | 17.066 |
| 11/16 | .6875 | 17.463 |
| 45/64 | .7031 | 17.859 |
| 23/32 | .7188 | 18.256 |
| 47/64 | .7344 | 18.653 |
| 3/4 | .7500 | 19.050 |
| 49/64 | .7656 | 19.447 |
| 25/32 | .7813 | 19.844 |
| 51/64 | .7969 | 20.241 |
| 13/16 | .8125 | 20.638 |
| 53/64 | .8281 | 21.034 |
| 27/32 | .8438 | 21.431 |
| 55/64 | .8594 | 21.828 |
| 7/8 | .8750 | 22.225 |
| 57/64 | .8906 | 22.622 |
| 29/32 | .9063 | 23.019 |
| 59/64 | .9219 | 23.416 |
| 15/16 | .9375 | 23.813 |
| 61/64 | .9531 | 24.209 |
| 31/32 | .9688 | 24.606 |
| 63/64 | .9844 | 25.003 |
| 1 | 1.0000 | 25.400 |
| 2 | 2.0000 | 50.800 |
| 3 | 3.0000 | 76.200 |
| 4 | 4.0000 | 101.600 |
| 5 | 5.0000 | 127.000 |
| 6 | 6.0000 | 152.400 |
| 7 | 7.0000 | 177.800 |
| 8 | 8.0000 | 203.200 |
| 9 | 9.0000 | 228.600 |
| 10 | 10.0000 | 254.000 |
| 11 | 11.0000 | 279.400 |
| 12 | 12.0000 | 304.800 |
| 13 | 13.0000 | 330.200 |
| 14 | 14.0000 | 355.600 |
| 15 | 15.0000 | 381.000 |
| 16 | 16.0000 | 406.400 |
| 17 | 17.0000 | 431.800 |

To convert pounds to kilograms use the following formula:

$$\text{Kilograms} = \text{Pounds} \div 2.2046$$

Hand Truck Wheels

Featuring an off-set hub design, these light weight, high performance hand truck wheels roll longer, quieter and smoother without marking floors.

Temperature range: -45°F to +180°F intermittent service (120° continuous service).

Hardness: 55(±5) Shore A Scale.

Encore Hand Truck Wheels • Round Black/Grey Tread • 5 Series • Capacity up to 600 lbs each

| Wheel Dia. | Tread Width | Capacity Each (Pounds) | Bearing | Wheel Model Number | Wheel | | Hub | | Weight (Pounds) |
|--------------------------|-------------|------------------------|--------------------------|--------------------|--------------|-------------------|---------------------|---------------------|-----------------|
| | | | | | Bearing Bore | Bore Less Bearing | Length Less Bearing | Length With Bearing | |
| Round Black Tread Models | | | | | | | | | |
| 8" | 2" | 280 | None (1 3/4" Offset Hub) | E5.00008.586.2 | N/A | 1 3/8" | 2" | 2 1/4" | 2 1/4 |
| 8" | 2" | 280 | Ball (2" Offset Hub) | E5.00008.585.2 | 5/8" | 1 3/8" | 2" | 2 1/4" | 2 1/4 |
| 8" | 2" | 280 | None (2" Offset Hub) | E5.00008.596.2 | N/A | 1 3/8" | 2" | 2 1/4" | 2 1/4 |
| 8" | 2" | 280 | Ball (2 1/4" Offset Hub) | E5.00008.595.2 | 5/8" | 1 3/8" | 2" | 2 1/4" | 2 1/4 |
| 10" | 2" | 600 | None (2" Offset Hub) | E5.00010.596.2 | N/A | 1 3/8" | 2" | 2 1/4" | 2 7/10 |
| 10" | 2" | 600 | Ball (2 1/4" Offset Hub) | E5.00010.595.2 | 5/8" | 1 3/8" | 2" | 2 1/4" | 2 7/10 |
| Round Grey Tread Models | | | | | | | | | |
| 8" | 2" | 280 | None (1 3/4" Offset Hub) | E5.00008.586 | N/A | 1 3/8" | 2" | 2 1/4" | 2 1/4 |
| 8" | 2" | 280 | Ball (2" Offset Hub) | E5.00008.585 | 5/8" | 1 3/8" | 2" | 2 1/4" | 2 1/4 |
| 8" | 2" | 280 | None (2" Offset Hub) | E5.00008.596 | N/A | 1 3/8" | 2" | 2 1/4" | 2 1/4 |
| 8" | 2" | 280 | Ball (2 1/4" Offset Hub) | E5.00008.595 | 5/8" | 1 3/8" | 2" | 2 1/4" | 2 1/4 |
| 10" | 2" | 600 | None (2" Offset Hub) | E5.00010.596 | N/A | 1 3/8" | 2" | 2 1/4" | 2 7/10 |
| 10" | 2" | 600 | Ball (2 1/4" Offset Hub) | E5.00010.595 | 5/8" | 1 3/8" | 2" | 2 1/4" | 2 7/10 |

Encore Hand Truck Wheels • Flat Grey Tread • 5 Series • Capacity up to 500 lbs each

| Wheel Dia. | Tread Width | Capacity Each (Pounds) | Bearing | Wheel Model Number | Wheel | | Hub | | Weight (Pounds) |
|------------|-------------|------------------------|-------------------|--------------------|--------------|-------------------|---------------------|---------------------|-----------------|
| | | | | | Bearing Bore | Bore Less Bearing | Length Less Bearing | Length With Bearing | |
| 10" | 1 1/2" | 500 | None (Center Hub) | E4.00010.446 | N/A | 1 3/8" | 2" | 2 1/4" | 2 7/10 |
| 10" | 1 1/2" | 500 | Ball (Center Hub) | E4.00010.445 | 5/8" | 1 3/8" | 2" | 2 1/4" | 2 7/10 |

Moldon Polyurethane Cast Iron Wheels

A strong, ultra-durable wheel, this wheel has a very high strength-to-weight ratio and is capable of long service under heavy loads. Red polyurethane is bonded to cast iron core.

Temperature range: -45°F to +180°F.

Hardness: 95(±5) Durometer Shore A scale.

Finish: Silver paint (wheel core).

Encore Moldon Polyurethane Cast Iron Wheels • 7 Series • Capacity up to 2800 lbs each

| Wheel Dia. | Tread Width | Capacity Each (Pounds) | Bearing | Wheel Model Number | Wheel | | | Spanner Bushing | | Weight (Pounds) |
|------------|-------------|------------------------|---------|--------------------|--------------|-------------------|------------|-----------------|--------|-----------------|
| | | | | | Bearing Bore | Bore Less Bearing | Hub Length | Bore | Length | |
| 6" | 3" | 1632 | Roller | E7.00006.979.7 | 1" | 1 15/16" | 3 1/4" | 3/4" | 3 1/2" | 10 1/2 |
| 8" | 3" | 2000 | Roller | E7.00008.979.7 | 1" | 1 15/16" | 3 1/4" | 3/4" | 3 1/2" | 11 1/2 |
| 10" | 3" | 2400 | Roller | E7.00010.979.7 | 1" | 1 15/16" | 3 1/4" | 3/4" | 3 1/2" | 13 |
| 12" | 3" | 2800 | Roller | E7.00012.979.7 | 1" | 1 15/16" | 3 1/4" | 3/4" | 3 1/2" | 16 |

Moldon Rubber Cast Iron Wheels

Moldon rubber is bonded to the cast iron core. These wheels are quiet in operation and absorb shock and vibration. They help prolong equipment life and protect cargo.

Temperature Range: -45°F to +160°F.

Zerk Fitting: Zerk grease fitting in hub is standard on 7 Series.

Hardness: 70(±5) Durometer Shore A scale.

Finish: Black painted cast iron wheel core.



Encore Moldon Rubber Cast Iron Wheels • 5 Series • Capacity up to 400 lbs each

| Wheel Dia. | Tread Width | Capacity Each (Pounds) | Bearing | Wheel Model Number | Wheel | | | Spanner Bushing | | Weight (Pounds) |
|------------|-------------|------------------------|---------|--------------------|--------------|-------------------|------------|-----------------|---------|-----------------|
| | | | | | Bearing Bore | Bore Less Bearing | Hub Length | Bore | Length | |
| 4" | 2" | 320 | Roller | E5.00004.649.7 | 3/4" | 1 3/16" | 2 3/16" | 1/2" | 2 7/16" | 4 3/8 |
| 5" | 2" | 320 | Roller | E5.00005.649.7 | 3/4" | 1 3/16" | 2 3/16" | 1/2" | 2 7/16" | 5 |
| 6" | 2" | 360 | Roller | E5.00006.649.7 | 3/4" | 1 3/16" | 2 3/16" | 1/2" | 2 7/16" | 5 5/8 |
| 8" | 2" | 400 | Roller | E5.00008.649.7 | 3/4" | 1 3/16" | 2 3/16" | 1/2" | 2 7/16" | 9 1/4 |

Less Bearing Option: change the 10th digit to "6" (Example E5.00004.646.7).

Polyurethane Cast Iron Core Wheels

This strong, ultra-durable wheel has a very high strength-to-weight ratio and is capable of long service under heavy loads. Red polyurethane is bonded to the cast iron core.

Temperature Range: -45°F to +180°F.

Hardness: 95(±5) Durometer Shore A scale.

Finish: Silver paint (wheel core).



Encore Polyurethane Cast Iron Core Wheels • 5 Series • Capacity up to 1200 lbs each

| Wheel Dia. | Tread Width | Capacity Each (Pounds) | Bearing | Wheel Model Number | Wheel | | | Spanner Bushing | | Weight (Pounds) |
|------------|-------------|------------------------|---------|--------------------|--------------|-------------------|------------|-----------------|---------|-----------------|
| | | | | | Bearing Bore | Bore Less Bearing | Hub Length | Bore | Length | |
| 4" | 2" | 560 | Roller | E5.00004.949.7 | 3/4" | 1 3/16" | 2 3/16" | 1/2" | 2 7/16" | 4 3/4 |
| 5" | 2" | 800 | Roller | E5.00005.949.7 | 3/4" | 1 3/16" | 2 3/16" | 1/2" | 2 7/16" | 5 |
| 6" | 2" | 960 | Roller | E5.00006.949.7 | 3/4" | 1 3/16" | 2 3/16" | 1/2" | 2 7/16" | 5 5/8 |
| 8" | 2" | 1200 | Roller | E5.00008.949.7 | 3/4" | 1 3/16" | 2 3/16" | 1/2" | 2 7/16" | 9 1/4 |

Less Bearing Option: change last digit to "6" (Example: E5.00004.946.7).

Cast Iron Wheels

This wheel should be specified when excessive load weights are involved and floor protection is not a factor. Cast iron wheels have high strength to withstand sharp impacts. They should not be used if noise is of major concern or if loads are fragile.

Temperature range: -45°F to +180°F.

Finish: Silver



Encore Cast Iron Wheels • 5 Series • Capacity up to 1500 lbs each

| Wheel Dia. | Tread Width | Capacity Each (Pounds) | Bearing | Wheel Model Number | Wheel | | | Spanner Bushing | | Weight (Pounds) |
|------------|-------------|------------------------|---------|--------------------|--------------|-------------------|------------|-----------------|---------|-----------------|
| | | | | | Bearing Bore | Bore Less Bearing | Hub Length | Bore | Length | |
| 4" | 2" | 1000 | Roller | E5.00004.139 | 3/4" | 1 3/16" | 2 3/16" | 1/2" | 2 7/16" | 3 3/8 |
| 5" | 2" | 1000 | Roller | E5.00005.139 | 3/4" | 1 3/16" | 2 3/16" | 1/2" | 2 7/16" | 5 1/8 |
| 6" | 2" | 1500 | Roller | E5.00006.139 | 3/4" | 1 3/16" | 2 3/16" | 1/2" | 2 7/16" | 5 3/4 |
| 8" | 2" | 1500 | Roller | E5.00008.139 | 3/4" | 1 3/16" | 2 3/16" | 1/2" | 2 7/16" | 8 1/2 |

Less Bearing Option: Change the 10th digit to "6" (Example E5.00004.136).

Glass Filled Nylon Wheels



Encore Glass Filled Nylon wheels feature an exclusive, ultra tough thermoplastic compound that resists hard impacts and drop-shocks. The wheel is impervious to most chemicals, solvents, salts, gases, alkalines and steam cleaning and does not absorb water. When compared to other hard tread wheels, these Glass Filled Nylon wheels require less force to roll and swivel. It is ideal for many industrial and institutional applications and is NSF listed for the food service industry. The wheel is non-marking.

Temperature range: -45°F to +180°F (normal). To +350°F if you specify a bronze or roller bearing with mid-temp grease.

Hardness: 85(±5) Durometer Shore D scale.

Encore Glass Filled Nylon Wheels • 5 Series • Capacity up to 1120 lbs each

| Wheel Dia. | Tread Width | Capacity Each (Pounds) | Bearing | Wheel Model Number | Wheel | | | Spanner Bushing | | Weight (Pounds) |
|------------|-------------|------------------------|---------|--------------------|--------------|-------------------|------------|-----------------|---------|-----------------|
| | | | | | Bearing Bore | Bore Less Bearing | Hub Length | Bore | Length | |
| 4" | 2" | 640 | Roller | E5.00004.539 | 3/4" | 1 3/16" | 2 3/16" | 1/2" | 2 7/16" | 1 |
| 5" | 2" | 800 | Roller | E5.00005.539 | 3/4" | 1 3/16" | 2 3/16" | 1/2" | 2 7/16" | 1 1/4 |
| 6" | 2" | 960 | Roller | E5.00006.539 | 3/4" | 1 3/16" | 2 3/16" | 1/2" | 2 7/16" | 1 1/2 |
| 8" | 2" | 1120 | Roller | E5.00008.539 | 3/4" | 1 3/16" | 2 3/16" | 1/2" | 2 7/16" | 2 |

Less Bearing Option: change last digit to "6" (Example: E5.00004.536).


Ecoforma Wheels

Ecoforma wheels offer the advantages of both hard and soft tread materials in a single wheel. Like a hard tread wheel, Ecoforma rolls easily and is very durable. Like a soft tread wheel, it rolls quietly, protects floors and resists impacts with a cushion ride. It also features maximum weatherability, low temperature flexibility, resistance to chemicals, water and steam, and rejects floor debris such as metal shavings. Non-marking thermoplastic elastomer tread is permanently bonded to durable polyolefin wheel core.

Temperature range: -45°F to +180°F intermittent service (120° continuous service).

Hardness: 70(±5) Durometer Shore A scale.

Encore Ecoforma Wheels • Round Grey Tread • 2 & 5 Series • Capacity up to 480 lbs each



| Wheel Dia. | Tread Width | Capacity Each (Pounds) | Bearing | Wheel Model Number | Wheel | | | Spanner Bushing | | Weight (Pounds) |
|------------|-------------|------------------------|---------|--------------------|--------------|-------------------|------------|-----------------|---------|-----------------|
| | | | | | Bearing Bore | Bore Less Bearing | Hub Length | Bore | Length | |
| 3 1/2" | 1 5/16" | 170 | Delrin | E2.00003.571 | 1/2" | 29/32" | 1 7/16" | 3/8" | 1 1/2" | 1/4 |
| 5" | 1 5/16" | 200 | Delrin | E2.00005.571 | 1/2" | 29/32" | 1 7/16" | 3/8" | 1 1/2" | 7/8 |
| 6" | 2" | 360 | Delrin | E5.00006.571 | 3/4" | 1 3/16" | 2 3/16" | 1/2" | 2 7/16" | 1 5/8 |
| 8" | 2" | 480 | Delrin | E5.00008.571 | 3/4" | 1 3/16" | 2 3/16" | 1/2" | 2 7/16" | 2 1/4 |

Annular Ball Bearing Option (2 Series): Change the last two digits to "85" (Example: E2.00003.585).

Cartridge Bearing Option (5 Series): Change the 10th digit to "5" (Example: E5.00005.575).

Roller Bearing Option (5 Series): Change the 10th digit to "9" (Example: E5.00005.579).

Less Bearing Option (5 Series): Change the 10th digit to "6" (Example: E5.00005.576).


Ecopoly Wheels

Industrial strength polyurethane tread bonded to "ribbed" polyolefin core. This design adds strength for loads subjected to shock and hard impacts. Tread is molded in, around and through a ribbed extension of the core to prevent debonding. Standard colors are red tread on grey core. **Not recommended for conditions of continuous operation such as tow-line, etc.**

Temperature range: -45°F to +180°F.

Hardness: 55(±5) Durometer Shore D scale.

Encore Ecopoly Wheels • 2 & 5 Series • Capacity up to 800 lbs each



| Wheel Dia. | Tread Width | Capacity Each (Pounds) | Bearing | Wheel Model Number | Wheel | | | Spanner Bushing | | Weight (Pounds) |
|------------|-------------|------------------------|---------|--------------------|--------------|-------------------|------------|-----------------|---------|-----------------|
| | | | | | Bearing Bore | Bore Less Bearing | Hub Length | Bore | Length | |
| 2 1/2" | 1 1/4" | 200 | Delrin | E2.00002.951 | 1/2" | 29/32" | 1 7/16" | 3/8" | 1 1/2" | 1/4 |
| 3" | 1 1/4" | 160 | Delrin | E2.00033.951 | 1/2" | 29/32" | 1 7/16" | 3/8" | 1 1/2" | 1/3 |
| 3 1/2" | 1 1/4" | 200 | Delrin | E2.00003.951 | 1/2" | 29/32" | 1 7/16" | 3/8" | 1 1/2" | 3/8 |
| 4" | 1 1/4" | 220 | Delrin | E2.00004.951 | 1/2" | 29/32" | 1 7/16" | 3/8" | 1 1/2" | 1/2 |
| | 2" | 480 | Delrin | E5.00004.921.7 | 3/4" | 1 3/16" | 2 3/16" | 1/2" | 2 7/16" | 1 1/2 |
| 5" | 1 1/4" | 240 | Delrin | E2.00005.951 | 1/2" | 29/32" | 1 7/16" | 3/8" | 1 1/2" | 1/4 |
| | 2" | 600 | Delrin | E5.00005.921.7 | 3/4" | 1 3/16" | 2 3/16" | 1/2" | 2 7/16" | 1 1/2 |
| 6" | 1 1/4" | 300 | Delrin | E2.00006.951 | 1/2" | 29/32" | 1 7/16" | 3/8" | 1 1/2" | 1/4 |
| | 2" | 720 | Delrin | E5.00006.921.7 | 3/4" | 1 3/16" | 2 3/16" | 1/2" | 2 7/16" | 1 7/8 |
| 8" | 2" | 800 | Delrin | E5.00008.921.7 | 3/4" | 1 3/16" | 2 3/16" | 1/2" | 2 7/16" | 1 3/4 |

Annular Ball Bearing Option (2 Series): Change the 10th digit to "5" (Example: E2.00033.955).

Cartridge Bearing Option (5 Series): Change the 10th digit to "5" (Example: E5.00004.925.7).

Roller Bearing Option (5 Series): Change the 10th digit to "9" (Example: E5.00004.929.7).

Less Bearing Option (5 Series): Change the 10th digit to "6" (Example: E5.00004.926.7).

Ecoforma Wheels

Ecoforma wheels offer the advantages of both hard and soft tread materials in a single wheel. Like a hard tread wheel, Ecoforma rolls easily and is very durable. Like a soft tread wheel, it rolls quietly, protects floors and resists impacts with a cushion ride. It also features maximum weatherability, low temperature flexibility, resistance to chemicals, water and steam, and rejects floor debris such as metal shavings. Non-marking thermoplastic elastomer tread is permanently bonded to durable polyolefin wheel core.

Temperature range: -45°F to +180°F intermittent service (120° continuous service).

Hardness: 70(±5) Durometer Shore A scale.

Encore Ecoforma Wheels • Flat Grey Tread • 2 & 5 Series • Capacity up to 540 lbs each

| Wheel Dia. | Tread Width | Capacity Each (Pounds) | Bearing | Wheel Model Number | Wheel | | | Spanner Bushing | | Weight (Pounds) |
|------------|-------------|------------------------|---------|--------------------|--------------|-------------------|------------|-----------------|---------|-----------------|
| | | | | | Bearing Bore | Bore Less Bearing | Hub Length | Bore | Length | |
| 3" | 1 1/4" | 180 | Delrin | E2.00033.471 | 1/2" | 29/32" | 17/16" | 3/8" | 1 1/2" | 1/4 |
| 3 1/2" | 1 1/4" | 200 | Delrin | E2.00003.471 | 1/2" | 29/32" | 17/16" | 3/8" | 1 1/2" | 1/4 |
| 4" | 1 1/4" | 240 | Delrin | E2.00004.471 | 1/2" | 29/32" | 17/16" | 3/8" | 1 1/2" | 1/4 |
| | 2" | 280 | Delrin | E5.00004.471 | 3/4" | 13/16" | 2 3/16" | 1/2" | 2 7/16" | 3/8 |
| 5" | 1 1/4" | 260 | Delrin | E2.00005.471 | 1/2" | 29/32" | 17/16" | 3/8" | 1 1/2" | 1/4 |
| | 2" | 300 | Delrin | E5.00005.471 | 3/4" | 13/16" | 2 3/16" | 1/2" | 2 7/16" | 1/4 |
| 6" | 1 1/4" | 280 | Delrin | E2.00006.471 | 1/2" | 29/32" | 1 1/32" | 3/8" | 1 7/64" | 1/4 |
| | 2" | 480 | Delrin | E5.00006.471 | 3/4" | 13/16" | 2 3/16" | 1/2" | 1 1/2" | 1/4 |
| 8" | 2" | 540 | Delrin | E5.00008.471 | 3/4" | 13/16" | 2 3/16" | 1/2" | 2 7/16" | 1/4 |

Annular Ball Bearing Option (2 Series): Change the last two digits to "85" (Example: E2.00033.485).

Cartridge Bearing Option (5 Series): Change the 10th digit to "5" (Example: E5.00004.475).

Roller Bearing Option (5 Series): Change the 10th digit to "9" (Example: E5.00004.479).

Less Bearing Option (5 Series): Change the 10th digit to "6" (Example: E5.00004.476).

Encore Ecoforma Wheels • Flat Black Tread • 5 Series • Capacity up to 540 lbs each

| Wheel Dia. | Tread Width | Capacity Each (Pounds) | Bearing | Wheel Model Number | Wheel | | | Spanner Bushing | | Weight (Pounds) |
|------------|-------------|------------------------|---------|--------------------|--------------|-------------------|------------|-----------------|---------|-----------------|
| | | | | | Bearing Bore | Bore Less Bearing | Hub Length | Bore | Length | |
| 4" | 2" | 280 | Delrin | E5.00004.471.2 | 3/4" | 1 3/16" | 2 3/16" | 1/2" | 2 7/16" | 1 1/4 |
| 5" | 2" | 300 | Delrin | E5.00005.471.2 | 3/4" | 1 3/16" | 2 3/16" | 1/2" | 2 7/16" | 1 1/2 |
| 6" | 2" | 480 | Delrin | E5.00006.471.2 | 3/4" | 1 3/16" | 2 3/16" | 1/2" | 2 7/16" | 1 3/4 |
| 8" | 2" | 540 | Delrin | E5.00008.471.2 | 3/4" | 1 3/16" | 2 3/16" | 1/2" | 2 7/16" | 2 1/2 |

Cartridge Bearing Option (5 Series): Change the 10th digit to "5" (Example: E5.00004.475.2).

Roller Bearing Option (5 Series): Change the 10th digit to "9" (Example: E5.00004.479.2).

Less Bearing Option (5 Series): Change the 10th digit to "6" (Example: E5.00004.476.2).

Encore 4 Series Casters • Top Plate Swivel & Rigid • Capacity to 1000 lbs

| Wheel Dia. | Tread Width | Capacity Each (Pounds) | Wheel Descriptions | Swivel Top Plate Roller Bearing Caster Models | Rigid Top Plate Roller Bearing Caster Models | Optional Bearings (Order information below chart) | Load Height | Swivel Radius | Weight lbs (Rigid Deduct 1.5 lbs) |
|------------|-------------|------------------------|--------------------------------------|---|--|---|-------------|---------------|-----------------------------------|
| 4" | 2" | 280 | Ecoforma Rubber (Flat/Black) | E4.04169.479.2 | E4.04168.479.2 | Delrin, Ball | 5 5/8 | 3 3/4 | 5 3/4 |
| | | | Ecoforma Rubber (Flat/Grey) | E4.04169.479 | E4.04168.479 | Delrin, Ball | 5 5/8 | 3 3/4 | 5 3/4 |
| | | 320 | Moldon Rubber (Cast Iron Core) | E4.04169.649.7 | E4.04168.649.7 | Delrin | 5 5/8 | 3 3/4 | 7 1/4 |
| | | 480 | Ecopoly | E4.04169.929.7 | E4.04168.929.7 | Delrin | 5 5/8 | 3 3/4 | 4 3/4 |
| | | 560 | Moldon Polyurethane (Cast Iron Core) | E4.04169.949.7 | E4.04168.949.7 | Delrin | 5 5/8 | 3 3/4 | 7 1/4 |
| | | 640 | Glass Filled Nylon | E4.04169.539 | E4.04168.539 | Delrin | 5 5/8 | 3 3/4 | 4 1/8 |
| | | 800 | Cast Iron | E4.04169.139 | E4.04168.139 | Delrin | 5 5/8 | 3 3/4 | 7 7/8 |
| 5" | 2" | 300 | Ecoforma Rubber (Flat/Black) | E4.05169.479.2 | E4.05168.479.2 | Delrin, Ball | 6 1/2 | 4 1/2 | 6 1/8 |
| | | | Ecoforma Rubber (Flat/Grey) | E4.05169.479 | E4.05168.479 | Delrin, Ball | 6 1/2 | 4 1/2 | 6 1/8 |
| | | 320 | Moldon Rubber (Cast Iron Core) | E4.05169.649.7 | E4.05168.649.7 | Delrin | 6 1/2 | 4 1/2 | 8 1/8 |
| | | 600 | Ecopoly | E4.05169.929.7 | E4.05168.929.7 | Delrin | 6 1/2 | 4 1/2 | 4 3/4 |
| | | | Moldon Polyurethane (Cast Iron Core) | E4.05169.949.7 | E4.05168.949.7 | Delrin | 6 1/2 | 4 1/2 | 8 1/8 |
| | | 800 | Glass Filled Nylon | E4.05169.539 | E4.05168.539 | Delrin | 6 1/2 | 4 1/2 | 4 1/2 |
| | | | Cast Iron | E4.05169.139 | E4.05168.139 | Delrin | 6 1/2 | 4 1/2 | 8 7/8 |
| 6" | 2" | 480 | Ecoforma Rubber (Flat/Black) | E4.06169.479.2 | E4.06168.479.2 | Delrin, Ball | 7 1/2 | 5 1/4 | 6 1/8 |
| | | | Ecoforma Rubber (Flat/Grey) | E4.06169.479 | E4.06168.479 | Delrin, Ball | 7 1/2 | 5 1/4 | 6 1/8 |
| | | 360 | Ecoforma Rubber (Round/Grey) | E4.06169.579 | E4.06168.579 | Delrin, Ball | 7 1/2 | 5 1/4 | 6 1/8 |
| | | | Moldon Rubber (Cast Iron Core) | E4.06169.649.7 | E4.06168.649.7 | Delrin | 7 1/2 | 5 1/4 | 10 1/2 |
| | | 720 | Ecopoly | E4.06169.929.7 | E4.06168.929.7 | Delrin | 7 1/2 | 5 1/4 | 5 |
| | | | Moldon Polyurethane (Cast Iron Core) | E4.06169.949.7 | E4.06168.949.7 | Delrin | 7 1/2 | 5 1/4 | 10 1/2 |
| | | | Glass Filled Nylon | E4.06169.539 | E4.06168.539 | Delrin | 7 1/2 | 5 1/4 | 4 3/4 |
| | | 1000 | Cast Iron | E4.06169.139 | E4.06168.139 | Delrin | 7 1/2 | 5 1/4 | 9 3/4 |
| 8" | 2" | 540 | Ecoforma Rubber (Flat/Black) | E4.08169.479.2 | E4.08168.479.2 | Delrin, Ball | 9 1/2 | 6 1/2 | 6 1/4 |
| | | | Ecoforma Rubber (Flat/Grey) | E4.08169.479 | E4.08168.479 | Delrin, Ball | 9 1/2 | 6 1/2 | 6 1/4 |
| | | 480 | Ecoforma Rubber (Round/Grey) | E4.08169.579 | E4.08168.579 | Delrin, Ball | 9 1/2 | 6 1/2 | 6 1/4 |
| | | 400 | Moldon Rubber (Cast Iron Core) | E4.08169.649.7 | E4.08168.649.7 | Delrin | 9 1/2 | 6 1/2 | 13 1/4 |
| | | 800 | Ecopoly | E4.08169.929.7 | E4.08168.929.7 | Delrin | 9 1/2 | 6 1/2 | 5 3/4 |
| | | | Moldon Polyurethane (Cast Iron Core) | E4.08169.949.7 | E4.08168.949.7 | Delrin | 9 1/2 | 6 1/2 | 13 1/4 |
| | | 1000 | Glass Filled Nylon | E4.08169.539 | E4.08168.539 | Delrin | 9 1/2 | 6 1/2 | 5 1/2 |
| | | | Cast Iron | E4.08169.139 | E4.08168.139 | Delrin | 9 1/2 | 6 1/2 | 12 1/2 |

Bearing Options

Delrin Bearing

For standard two-piece bearing change 10th digit to "1"
(Example: E4.06109.921.7). One-piece with steel thrust washers (Specify **WB11**).

Ball Bearing

To order change 10th digit in model number to "5"
(Example: E4.06109.475).

Technical drawing showing a bolt and nut assembly. The bolt is labeled "Bolt 3/8\"

Another Innovative Solution from
Colson, the World's Leading
Caster Manufacturer

encore[®]

Quality & Economy Casters from Colson • www.encorecaster.com

***And the Award for Best New Economy Caster Goes to
Colson's Encore Dolly Caster!***



Introducing the latest high-quality, low-cost cast member for Colson's Encore Line—Dolly Casters.

The new Encore Line Dolly Caster by Colson rolls on—even in today's most demanding material handling environments! The caster is perfected for outstanding performance on moving dollies, food service carts, and stock carts. And, Colson's Encore Line Dolly Caster takes the award for easy-rolling and

quiet due to its TPR wheel, as well as the award for best design with its unique plastic thread guard that also serves as an integrated spanner bushing.

Contact your Authorized Colson Distributor for more information and to place your order!

encore® Dolly Caster

www.encorecaster.com

- Top Plate Swivel & Rigid
- Capacity up to 260 lbs each



Standard Features

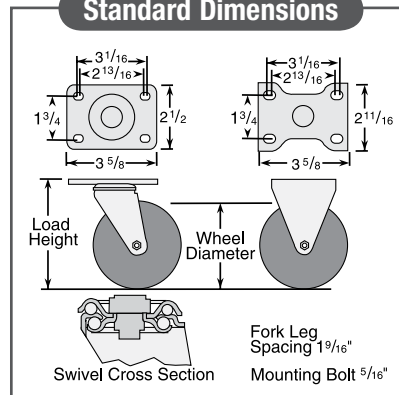
- Durable and cost-effective zinc plated finish
- Double ball swivel raceways for better performance and greater strength
- Single insert molded wheel bearing offers smooth rolling and is maintenance free for the life of the dolly
- Unique tread material is non-marking and resists cutting or tearing like other TPR materials
- Applications include moving dollies, medium duty material handling carts, stock carts and more

Caster Brake

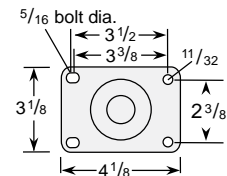


Top Lock
(See page 15 of Colson catalog) Brake is not field installable. Available with standard top plate only. Specify "B1" to order with caster.

Standard Dimensions



Optional Top Plate



59 Top Plate: Available on swivel model only. To order caster with MTG59 top plate, change seventh digit to "9" (Example: E2.D3859.465).

Encore Dolly Casters • Top Plate Swivel & Rigid • Capacity to 260 lbs

| Wheel Dia. | Tread Width | Capacity Each (Pounds) | Wheel Descriptions | Swivel Top Plate Roller Caster Models | Rigid Top Plate Caster Models | Load Height | Swivel Radius |
|------------|-------------|------------------------|--------------------|---------------------------------------|-------------------------------|-------------|---------------|
| 3" | 1 1/4" | 180 | TPR (Flat / Grey) | E2.D3856.465 | E2.D3808.465 | 4 1/8 | 2 19/32 |
| 3 1/2" | | 200 | | E2.D3756.465 | E2.D3708.465 | 4 11/16 | 2 27/32 |
| 4" | | 240 | | E2.D4756.465 | E2.D4708.465 | 5 1/8 | 3 11/32 |
| 5" | | 260 | | E2.D5756.465 | E2.D5708.465 | 6 3/16 | 3 13/16 |

Encore 2 Series Casters • Top Plate Swivel & Rigid • Capacity up to 260 lbs

| Wheel Dia. | Tread Width | Capacity Each (Pounds) | Wheel Descriptions | Wheel Bearing | Swivel Top Plate Caster Models | Rigid Top Plate Caster Models | Load Height | Swivel Radius | Weight (Pounds) |
|------------|-------------|------------------------|-------------------------|---------------|--------------------------------|-------------------------------|-------------|---------------|-----------------|
| 2 1/2" | 1 1/4" | 200 | Ecopoly | Delrin | E2.02756.951 | E2.02708.951 | 3 7/8 | 2 13/32 | 1 5/8 |
| | | | Ecopoly | Ball | E2.02756.955 | E2.02708.955 | 3 7/8 | 2 13/32 | 1 5/8 |
| 3" | 1 1/4" | 180 | Ecoforma Rubber (Flat) | Delrin | E2.03856.471 | E2.03808.471 | 4 1/8 | 2 21/32 | 1 3/4 |
| | | | Ecoforma Rubber (Flat) | Ball | E2.03856.485 | E2.03808.485 | 4 1/8 | 2 21/32 | 1 3/4 |
| | | 200 | Ecopoly | Delrin | E2.03856.951 | E2.03808.951 | 4 1/8 | 2 21/32 | 2 |
| | | | Ecopoly | Ball | E2.03856.955 | E2.03808.955 | 4 1/8 | 2 21/32 | 2 |
| 3 1/2" | 1 1/4" | 170 | Ecoforma Rubber (Round) | Delrin | E2.03756.581 | E2.03708.581 | 4 11/16 | 2 29/32 | 2 1/4 |
| | | | Ecoforma Rubber (Round) | Ball | E2.03756.585 | E2.03708.585 | 4 11/16 | 2 29/32 | 2 1/4 |
| | | 200 | Ecoforma Rubber (Flat) | Delrin | E2.03756.471 | E2.03708.471 | 4 11/16 | 2 29/32 | 2 |
| | | | Ecoforma Rubber (Flat) | Ball | E2.03756.485 | E2.03708.485 | 4 11/16 | 2 29/32 | 2 |
| | | | Ecopoly | Delrin | E2.03756.951 | E2.03708.951 | 4 11/16 | 2 29/32 | 1 7/8 |
| | | | Ecopoly | Ball | E2.03756.955 | E2.03708.955 | 4 11/16 | 2 29/32 | 1 7/8 |
| 4" | 1 1/4" | 220 | Ecopoly | Delrin | E2.04756.951 | E2.04708.951 | 5 1/8 | 3 7/32 | 2 1/8 |
| | | | Ecopoly | Ball | E2.04756.955 | E2.04708.955 | 5 1/8 | 3 7/32 | 2 1/8 |
| | | 240 | Ecoforma Rubber (Flat) | Delrin | E2.04756.471 | E2.04708.471 | 5 1/8 | 3 7/32 | 2 1/4 |
| | | | Ecoforma Rubber (Flat) | Ball | E2.04756.485 | E2.04708.485 | 5 1/8 | 3 7/32 | 2 1/4 |
| 5" | 1 1/4" | 200 | Ecoforma Rubber (Round) | Delrin | E2.05756.581 | E2.05708.581 | 6 3/16 | 3 13/16 | 3 |
| | | | Ecoforma Rubber (Round) | Ball | E2.05756.585 | E2.05708.585 | 6 3/16 | 3 13/16 | 3 |
| | | 240 | Ecopoly | Delrin | E2.05756.951 | E2.05708.951 | 6 3/16 | 3 13/16 | 2 1/2 |
| | | | Ecopoly | Ball | E2.05756.955 | E2.05708.955 | 6 3/16 | 3 13/16 | 2 1/2 |
| | | 260 | Ecoforma Rubber (Flat) | Delrin | E2.05756.471 | E2.05708.471 | 6 3/16 | 3 13/16 | 2 3/4 |
| | | | Ecoforma Rubber (Flat) | Ball | E2.05756.485 | E2.05708.485 | 6 3/16 | 3 13/16 | 2 3/4 |
| 6" | 1 1/4" | 240 | Ecopoly | Delrin | E2.06756.951 | E2.06708.951 | 7 1/4 | 4 5/16 | 2 7/8 |
| | | | Ecopoly | Ball | E2.06756.955 | E2.06708.955 | 7 1/4 | 4 5/16 | 2 7/8 |
| | | 260 | Ecoforma Rubber (Flat) | Delrin | E2.06756.471 | E2.06708.471 | 7 1/4 | 4 5/16 | 3 1/4 |
| | | | Ecoforma Rubber (Flat) | Ball | E2.06756.485 | E2.06708.485 | 7 1/4 | 4 5/16 | 3 1/4 |

2 **ENCORE®** Series

- Top Plate Swivel & Rigid
- Capacity up to 260 lbs each

www.encorecaster.com

Standard Features

- Zinc plated finish is attractive and durable
- Full double ball hardened raceways for better performance and greater durability
- $\frac{3}{8}$ " solid axle with lock nut
- Permanent rivet king pin with $\frac{5}{8}$ " diameter rivet
- Economically priced and available on the container program



Caster Brake



Total Lock
(See page 14 of Colson catalog) Locks wheel and swivel simultaneously. Fits 3-1/2", 4" and 5" swivel models. Field installable (Specify **BRK5**).



Top Lock
(See page 15 of Colson catalog) Available on all swivel models. Field installable (Specify **BRK1**).

Wheel Selection



Standard Dimensions

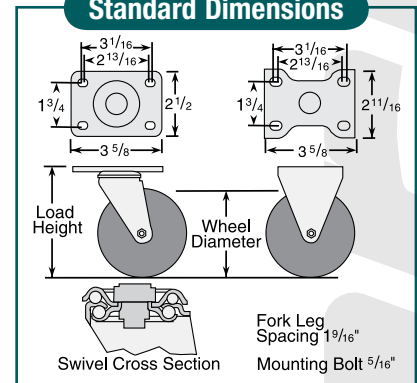


Table of Contents:

| Description | Page |
|------------------------------------|-------|
| Encore® Introduction | 2 |
| Encore® Contents/Warranty | 3 |
| Encore® Casters from Colson | |
| 2 Series Casters..... | 4-5 |
| Dolly Casters..... | 6-7 |
| 4 Series Casters..... | 8-9 |
| Encore® Wheels from Colson | |
| Ecoforma..... | 10-11 |
| Ecopoly..... | 11 |
| Cast Iron..... | 12 |
| Glass Filled Nylon..... | 12 |
| Moldon Rubber Cast Iron..... | 13 |
| Polyurethane Cast Iron..... | 13 |
| Hand Truck..... | 14 |
| Moldon Polyurethane Cast Iron..... | 14 |
| Conversion Table | 15 |

Encore Warranty:

Each Encore branded product is warranted against defects in material and workmanship for one year from the date of original purchase, unless it has been misused, abused, modified or improperly installed. Any product that is claimed to be defective that is returned to Colson with its approval will be repaired or replaced free of charge (excluding freight and installation). This warranty is exclusive and there are no other warranties, express or implied, such as an implied warranty of merchantability or fitness for particular purpose. This remedy is the sole remedy in contract, tort or otherwise, and Colson is not liable for incidental, consequential or special damages.

Colson Caster Guangzhou Limited



Colson's Encore line casters are proudly and exclusively manufactured by our sister company, Colson Guangzhou. The almost 20 year-old company is a China-based manufacturer of custom casters for industrial, institutional, medical, commercial equipment and furniture.



Quality & Economy Casters from Colson • www.encyrecafter.com

Where Quality Meets Economy.



Colson has been providing our customers with the highest line of trusted, quality casters for more than 125 years.

In 2005, we responded to your requests for a full-performance caster line with less specialized and less expensive attributes by introducing the Encore line of products—a complete series of tested, quality caster products available at economy prices. Today, the imported Encore-labeled forks and wheels remain

the smart and cost-effective alternative when your application doesn't require the higher-end attributes of the Colson branded line. All Encore products are backed with Colson's 1-year warranty and are always available with bulk purchase pricing through our own specialized container program.

When you're ready to make a purchase or have questions call us, or visit the "Where to Buy" page on our website, www.encyrecafter.com, to find a distributor near you.

www.encyrecafter.com

Phone: 1-800-643-5515 • Fax: 1-800-356-6708 or 1-800-230-2529



encore[®]

Quality and Economy Casters from Colson



Colson Caster Corporation

3700 Airport Road • Jonesboro, AR 72401

Phone: 800-643-5515, Fax: 800-356-6708

E-mail: info1@colsoncaster.com

WWW.ENCORECASTER.COM